



MULTILAYER CERAMIC CHIP CAPACITORS




CGA Series Automotive Grade High Temperature Application

Type:

**CGA2 [EIA CC0402]
CGA3 [EIA CC0603]
CGA4 [EIA CC0805]
CGA5 [EIA CC1206]
CGA6 [EIA CC1210]
CGA8 [EIA CC1812]**

**Issue date:
Apr 2014**



REMINDERS

Please read before using this product

SAFETY REMINDERS



REMINDERS

1. If you intend to use a product listed in this catalog for a purpose that may cause loss of life or other damage, you must contact our company's sales window.
2. We may modify products or discontinue production of a product listed in this catalog without prior notification.
3. We provide "Delivery Specification" that explain precautions for the specifications and safety of each product listed in this catalog. We strongly recommend that you exchange these delivery specifications with customers that use one of these products.
4. If you plan to export a product listed in this catalog, keep in mind that it may be a restricted item according to the "Foreign Exchange and Foreign Trade Control Law". In such cases, it is necessary to acquire export permission in harmony with this law.
5. Any reproduction or transferring of the contents of this catalog is prohibited without prior permission from our company.
6. We are not responsible for problems that occur related to the intellectual property rights or other rights of our company or a third party when you use a product listed in this catalog. We do not grant license of these rights.
7. This catalog only applies to products purchased through our company or one of our company's official agencies. This catalog does not apply to products that are purchased through other third parties.

Notice: Effective January 2013, TDK will use a new catalog number which adds product thickness and packaging specification detail. This new catalog number should be referenced on all catalog orders going forward, and is not applicable for OEM part number orders. Please be aware the last five digits of the catalog number will differ from the item description (internal control number) on the product label. Contact your local TDK Sales representative for more information.

(Example)

Catalog Issued date	Catalog Number	Item Description (On Delivery Label)
Prior to January 2013	C1608C0G1E103J	C1608C0G1E103JT000N
January 2013 and Later	C1608C0G1E103J080AA	C1608C0G1E103JT000N



CGA Series

High Temperature Application

Type: CGA2 [EIA CC0402], CGA3 [EIA CC0603], CGA4 [EIA CC0805], CGA5 [EIA CC1206], CGA6 [EIA CC1210], CGA8 [EIA CC1812]



Features



- With a maximum temperature of 150°C and a capacitance change within ±15%, the series is suited for devices that operate in high-temperature environments.
- Excellent DC bias properties.
- AEC-Q200 compliant.

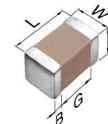
Parameters	Specifications
Temperature	-55 to 150°C
Characteristics	ΔC/C: ±15% or 0±30ppm
Operating Temperature	-55 to +150°C
Dissipation Factor	5% maximum
Insulation Resistance	10 GΩ or 500 MΩ · μF minimum
Voltage Proof	2.5 · RV or 3 · RV for 1~5s Charge/Discharge ≤ 50 mA

Applications



- Automotive applications (engine rooms)
- Peripheral circuits of IGBT, SiC, GaN used at high temperature environments
- Sensor Module
- Smoothing and decoupling applications for other devices that operate at high temperature

Shape & Dimensions



L	Body Length
W	Body Width
T	Body Height
B	Terminal Width
G	Terminal Spacing



Catalog Number Construction

CGA · 6 · P · 3 · X8R · 1C · 106 · K · 250 · A · B

Series Name

Dimensions L x W (mm)

Code	Length	Width	Terminal
2	1.00 ± 0.05	0.50 ± 0.05	0.10 min.
3	1.60 ± 0.10	0.80 ± 0.10	0.20 min.
4	2.00 ± 0.20	1.25 ± 0.20	0.20 min.
5	3.20 ± 0.20	1.60 ± 0.20	0.20 min.
6	3.20 ± 0.40	2.50 ± 0.30	0.20 min.
8	4.50 ± 0.40	3.20 ± 0.40	0.20 min.

*Dimension tolerance are typical values

Thickness T Code (mm)

Code	Thickness
B	0.50 mm
C	0.60 mm
E	0.80 mm
F	0.85 mm
H	1.15 mm
J	1.25 mm
L	1.60 mm
M	2.00 mm
N	2.30 mm
P	2.50 mm
R	3.20 mm

Voltage Condition for Life Test

Symbol	Condition
2	2 × R.V.
3	1.5 × R.V.

Temperature Characteristics

Temperature Characteristics	Temperature Coefficient or Capacitance Change	Temperature Range
NP0	0±30ppm/°C	-55 to +150°C
X8R	±15%	-55 to +150°C

Rated Voltage (DC)

Code	Voltage (DC)
1C	16V
1E	25V
1H	50V
2A	100V

Nominal Capacitance (pF)

The capacitance is expressed in three digit codes and in units of pico Farads (pF). The first and second digits identify the first and second significant figures of the capacitance. The third digit identifies the multiplier. R designates a decimal point. Ex. 0R2 = 0.2pF; 103 = 10,000pF; 105 = 1,000,000pF = 100nF = 1μF

Capacitance Tolerance

Code	Tolerance
C	± 0.25pF
D	± 0.50pF
J	± 5%
K	± 10%
M	± 20%

Nominal Thickness

Code	Thickness	Code	Thickness
050	0.50 mm	160	1.60 mm
060	0.60 mm	200	2.00 mm
080	0.80 mm	230	2.30 mm
085	0.85 mm	250	2.50 mm
115	1.15 mm	320	3.20 mm
125	1.25 mm		

Packaging Style

Code	Style
A	178" Reel, 4mm Pitch
B	178" Reel, 2mm Pitch
K	178" Reel, 8mm Pitch

Special Reserved Code

Code	Description
A, B	TDK Internal Code



Capacitance Range Chart

CGA2(1005)[EIA CC0402]

Capacitance Range Chart

Temperature Characteristics: NPO (0 ± 30ppm/°C), X8R (±15%)
 Rated Voltage: 100V (2A), 50V (1H), 25V (1E), 16V (1C)

Capacitance (pF)	Code	Tolerance	NPO		X8R			
			2A (100V)	1H (50V)	2A (100V)	1H (50V)	1E (25V)	1C (16V)
1	010	C: ± 0.25pF		█				
1.5	1R5	D: ± 0.50pF		█				
2	020	J: ± 5%		█				
2.2	2R2	K: ± 10%		█				
3	030	M: ± 20%		█				
3.3	3R3			█				
4	040			█				
4.7	4R7			█				
5	050			█				
6	060			█				
6.8	6R8			█				
7	070			█				
8	080			█				
9	090			█				
10	100			█				
12	120			█				
15	150			█				
18	180			█				
22	220			█				
27	270			█				
33	330			█				
39	390			█				
47	470			█				
56	560			█				
68	680			█				
82	820			█				
100	101		█					
120	121		█					
150	151				█	█		
180	181				█	█		
220	221				█	█		
270	271				█	█		
330	331				█	█		
390	391				█	█		
470	471				█	█		
560	561				█	█		
680	681				█	█		
820	821				█	█		
1,000	102						█	
1,500	152							█
2,200	222							
3,300	332							
4,700	472							
6,800	682							
10,000	103							
15,000	153							
22,000	223							
33,000	333							
47,000	473							

Standard Thickness
 0.50 mm



Capacitance Range Chart

CGA3(1608)[EIA CC0603]

Capacitance Range Chart

Temperature Characteristics: NPO ($0 \pm 30\text{ppm}/^\circ\text{C}$), X8R ($\pm 15\%$)
 Rated Voltage: 100V (2A), 50V (1H), 25V (1E), 16V (1C)

Capacitance (pF)	Code	Tolerance	NPO		Capacitance (pF)	Code	Tolerance	NPO		X8R			
			2A (100V)	1H (50V)				2A (100V)	1H (50V)	2A (100V)	1H (50V)	1E (25V)	1C (16V)
1	010	C: $\pm 0.25\text{pF}$	█	█	1,000	102	C: $\pm 0.25\text{pF}$	█	█	█	█		
1.5	1R5	D: $\pm 0.50\text{pF}$	█	█	1,200	122	D: $\pm 0.50\text{pF}$	█	█				
2	020	J: $\pm 5\%$	█	█	1,500	152	J: $\pm 5\%$	█	█				
2.2	2R2	K: $\pm 10\%$	█	█	1,800	182	K: $\pm 10\%$	█	█				
3	030	M: $\pm 20\%$	█	█	2,200	222	M: $\pm 20\%$	█	█				
3.3	3R3		█	█	2,700	272		█	█				
4	040		█	█	3,300	332		█	█				
4.7	4R7		█	█	3,900	392		█	█				
5	050		█	█	4,700	472		█	█				
6	060		█	█	5,600	562		█	█				
6.8	6R8		█	█	6,800	682		█	█				
7	070		█	█	8,200	822		█	█				
8	080		█	█	10,000	103		█	█				
9	090		█	█	15,000	153		█	█				
10	100		█	█	22,000	223		█	█				
12	120		█	█	33,000	333		█	█				
15	150		█	█	47,000	473		█	█				
18	180		█	█	68,000	683		█	█				
22	220		█	█	100,000	104		█	█				
27	270		█	█	150,000	154		█	█				
33	330		█	█	220,000	224		█	█				
39	390		█	█	330,000	334		█	█				
47	470		█	█	470,000	474		█	█				
56	560		█	█									
68	680		█	█									
82	820		█	█									
100	101		█	█									
120	121		█	█									
150	151		█	█									
180	181		█	█									
220	221		█	█									
270	271		█	█									
330	331		█	█									
390	391		█	█									
470	471		█	█									
560	561		█	█									
680	681		█	█									
820	821		█	█									

Standard Thickness
 0.80 mm



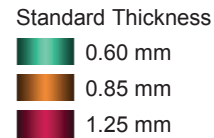
Capacitance Range Chart

CGA4(2012)[EIA CC0805]

Capacitance Range Chart

Temperature Characteristics: NPO ($0 \pm 30\text{ppm}/^\circ\text{C}$), X8R ($\pm 15\%$)
 Rated Voltage: 100V (2A), 50V (1H), 25V (1E), 16V (1C)

Capacitance (pF)	Code	Tolerance	NPO		X8R			
			2A (100V)	1H (50V)	2A (100V)	1H (50V)	1E (25V)	1C (16V)
1,000	102	J: $\pm 5\%$	█					
1,200	122	K: $\pm 10\%$	█					
1,500	152	M: $\pm 20\%$	█					
1,800	182		█					
2,200	222		█					
2,700	272		█	█				
3,300	332		█	█				
3,900	392		█	█				
4,700	472		█	█				
5,600	562		█	█				
6,800	682		█	█				
8,200	822		█	█				
10,000	103		█	█				
15,000	153			█				
22,000	223			█	█			
33,000	333			█	█			
47,000	473				█			
68,000	683				█	█		
100,000	104					█		
150,000	154					█		
220,000	224					█	█	
330,000	334						█	
470,000	474						█	
680,000	684						█	█
1,000,000	105							█



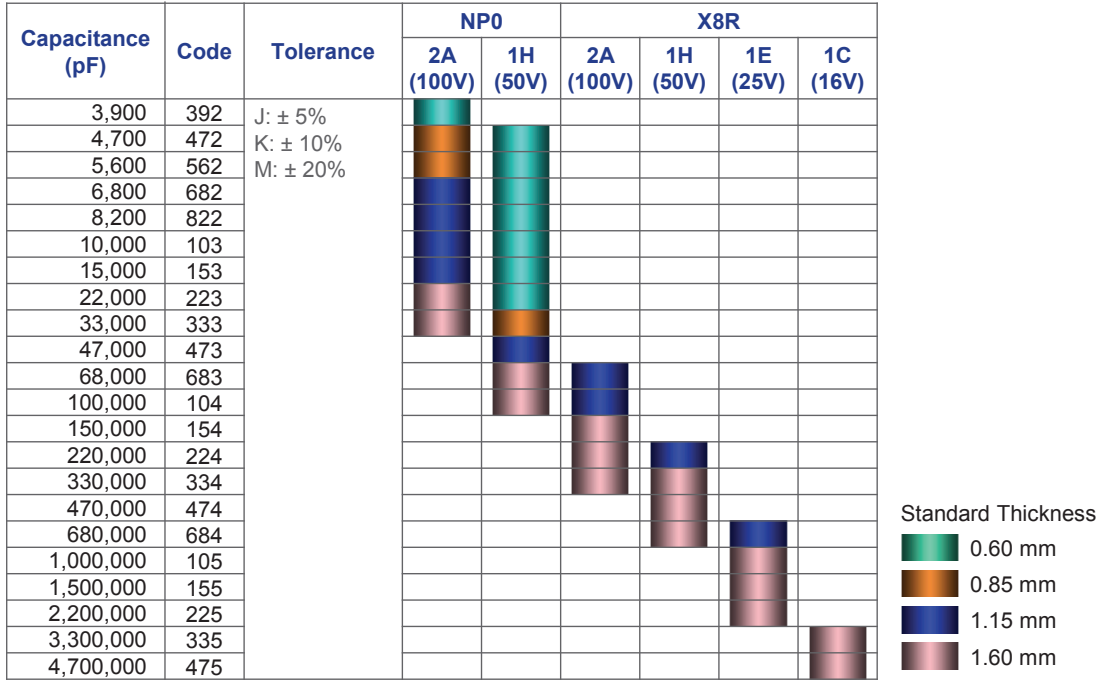


Capacitance Range Chart

CGA5(3216)[EIA CC1206]

Capacitance Range Chart

Temperature Characteristics: NPO (0 ± 30ppm/°C), X8R (±15%)
 Rated Voltage: 100V (2A), 50V (1H), 25V (1E), 16V (1C)

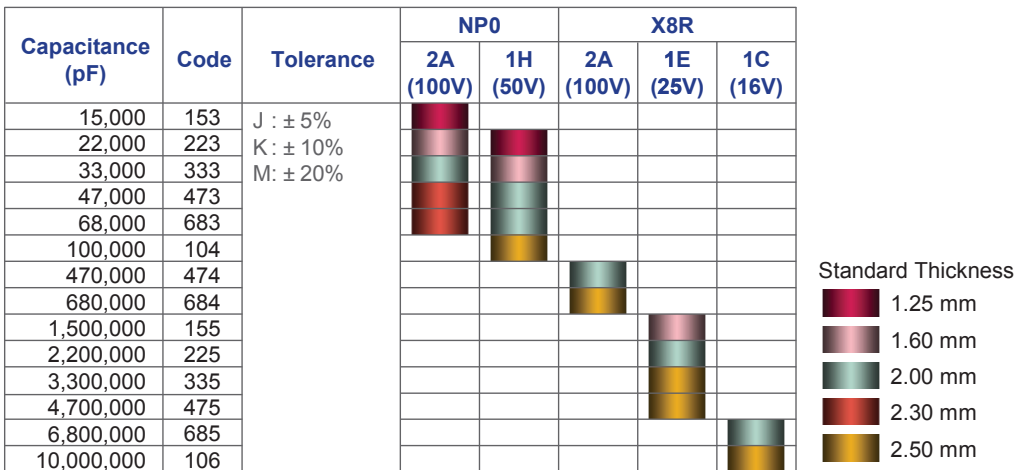


Capacitance Range Chart

CGA6(3225)[EIA CC1210]

Capacitance Range Chart

Temperature Characteristics: NPO (0 ± 30ppm/°C), X8R (±15%)
 Rated Voltage: 100V (2A), 50V (1H), 25V (1E), 16V (1C)





Capacitance Range Chart

CGA8(4532)[EIA CC1812]

Capacitance Range Chart

Temperature Characteristics: NP0 ($0 \pm 30\text{ppm}/^\circ\text{C}$)
 Rated Voltage: 100V (2A), 50V (1H)

Capacitance (pF)	Code	Tolerance	NP0	
			2A (100V)	1H (50V)
47,000	473	J: $\pm 5\%$		
68,000	683			
100,000	104			
150,000	154			
220,000	224			

Standard Thickness

- 1.60 mm
- 2.00 mm
- 2.50 mm
- 3.20 mm



Capacitance Range Chart

CGA9(5750)[EIA CC2220]

Capacitance Range Chart

Temperature Characteristics: NP0 ($0 \pm 30\text{ppm}/^\circ\text{C}$)
 Rated Voltage: 100V (2A)

Capacitance (pF)	Code	Tolerance	NP0
			2A (100V)
150,000	154	J: $\pm 5\%$	

Standard Thickness

- 2.30 mm



Capacitance Range Table

Class 1 (Temperature Compensating)

Temperature Characteristics: NP0 (-55 to +150°C, 0±30 ppm/°C)

Capacitance	Size	Thickness (mm)	Capacitance Tolerance	Catalog Number			
				Rated Voltage Edc: 100V	Rated Voltage Edc: 50V	Rated Voltage Edc: 25V	Rated Voltage Edc: 16V
1 pF	1005	0.50 ± 0.05	± 0.25pF		CGA2B2NP01H010C050BA		
	1608	0.80 ± 0.10	± 0.25pF	CGA3E2NP02A010C080AA	CGA3E2NP01H010C080AA		
1.5 pF	1005	0.50 ± 0.05	± 0.25pF		CGA2B2NP01H1R5C050BA		
	1608	0.80 ± 0.10	± 0.25pF	CGA3E2NP02A1R5C080AA	CGA3E2NP01H1R5C080AA		
2 pF	1005	0.50 ± 0.05	± 0.25pF		CGA2B2NP01H020C050BA		
	1608	0.80 ± 0.10	± 0.25pF	CGA3E2NP02A020C080AA	CGA3E2NP01H020C080AA		
2.2 pF	1005	0.50 ± 0.05	± 0.25pF		CGA2B2NP01H2R2C050BA		
	1608	0.80 ± 0.10	± 0.25pF	CGA3E2NP02A2R2C080AA	CGA3E2NP01H2R2C080AA		
3 pF	1005	0.50 ± 0.05	± 0.25pF		CGA2B2NP01H030C050BA		
	1608	0.80 ± 0.10	± 0.25pF	CGA3E2NP02A030C080AA	CGA3E2NP01H030C080AA		
3.3 pF	1005	0.50 ± 0.05	± 0.25pF		CGA2B2NP01H3R3C050BA		
	1608	0.80 ± 0.10	± 0.25pF	CGA3E2NP02A3R3C080AA	CGA3E2NP01H3R3C080AA		
4 pF	1005	0.50 ± 0.05	± 0.25pF		CGA2B2NP01H040C050BA		
	1608	0.80 ± 0.10	± 0.25pF	CGA3E2NP02A040C080AA	CGA3E2NP01H040C080AA		
4.7 pF	1005	0.50 ± 0.05	± 0.25pF		CGA2B2NP01H4R7C050BA		
	1608	0.80 ± 0.10	± 0.25pF	CGA3E2NP02A4R7C080AA	CGA3E2NP01H4R7C080AA		
5 pF	1005	0.50 ± 0.05	± 0.25pF		CGA2B2NP01H050C050BA		
	1608	0.80 ± 0.10	± 0.25pF	CGA3E2NP02A050C080AA	CGA3E2NP01H050C080AA		
6 pF	1005	0.50 ± 0.05	± 0.50pF		CGA2B2NP01H060D050BA		
	1608	0.80 ± 0.10	± 0.50pF	CGA3E2NP02A060D080AA	CGA3E2NP01H060D080AA		
6.8 pF	1005	0.50 ± 0.05	± 0.50pF		CGA2B2NP01H6R8D050BA		
	1608	0.80 ± 0.10	± 0.50pF	CGA3E2NP02A6R8D080AA	CGA3E2NP01H6R8D080AA		
7 pF	1005	0.50 ± 0.05	± 0.50pF		CGA2B2NP01H070D050BA		
	1608	0.80 ± 0.10	± 0.50pF	CGA3E2NP02A070D080AA	CGA3E2NP01H070D080AA		
8 pF	1005	0.50 ± 0.05	± 0.50pF		CGA2B2NP01H080D050BA		
	1608	0.80 ± 0.10	± 0.50pF	CGA3E2NP02A080D080AA	CGA3E2NP01H080D080AA		
9 pF	1005	0.50 ± 0.05	± 0.50pF		CGA2B2NP01H090D050BA		
	1608	0.80 ± 0.10	± 0.50pF	CGA3E2NP02A090D080AA	CGA3E2NP01H090D080AA		
10 pF	1005	0.50 ± 0.05	± 0.50pF		CGA2B2NP01H100D050BA		
	1608	0.80 ± 0.10	± 0.50pF	CGA3E2NP02A100D080AA	CGA3E2NP01H100D080AA		
12 pF	1005	0.50 ± 0.05	± 5%		CGA2B2NP01H120J050BA		
	1608	0.80 ± 0.10	± 5%	CGA3E2NP02A120J080AA	CGA3E2NP01H120J080AA		
15 pF	1005	0.50 ± 0.05	± 5%		CGA2B2NP01H150J050BA		
	1608	0.80 ± 0.10	± 5%	CGA3E2NP02A150J080AA	CGA3E2NP01H150J080AA		
18 pF	1005	0.50 ± 0.05	± 5%		CGA2B2NP01H180J050BA		
	1608	0.80 ± 0.10	± 5%	CGA3E2NP02A180J080AA	CGA3E2NP01H180J080AA		
22 pF	1005	0.50 ± 0.05	± 5%		CGA2B2NP01H220J050BA		
	1608	0.80 ± 0.10	± 5%	CGA3E2NP02A220J080AA	CGA3E2NP01H220J080AA		
27 pF	1005	0.50 ± 0.05	± 5%		CGA2B2NP01H270J050BA		
	1608	0.80 ± 0.10	± 5%	CGA3E2NP02A270J080AA	CGA3E2NP01H270J080AA		
33 pF	1005	0.50 ± 0.05	± 5%		CGA2B2NP01H330J050BA		
	1608	0.80 ± 0.10	± 5%	CGA3E2NP02A330J080AA	CGA3E2NP01H330J080AA		
39 pF	1005	0.50 ± 0.05	± 5%		CGA2B2NP01H390J050BA		
	1608	0.80 ± 0.10	± 5%	CGA3E2NP02A390J080AA	CGA3E2NP01H390J080AA		
47 pF	1005	0.50 ± 0.05	± 5%		CGA2B2NP01H470J050BA		
	1608	0.80 ± 0.10	± 5%	CGA3E2NP02A470J080AA	CGA3E2NP01H470J080AA		
56 pF	1005	0.50 ± 0.05	± 5%		CGA2B2NP01H560J050BA		
	1608	0.80 ± 0.10	± 5%	CGA3E2NP02A560J080AA	CGA3E2NP01H560J080AA		
68 pF	1005	0.50 ± 0.05	± 5%		CGA2B2NP01H680J050BA		
	1608	0.80 ± 0.10	± 5%	CGA3E2NP02A680J080AA	CGA3E2NP01H680J080AA		
82 pF	1005	0.50 ± 0.05	± 5%		CGA2B2NP01H820J050BA		
	1608	0.80 ± 0.10	± 5%	CGA3E2NP02A820J080AA	CGA3E2NP01H820J080AA		
100 pF	1005	0.50 ± 0.05	± 5%		CGA2B2NP02A101J050BA	CGA2B2NP01H101J050BA	
	1608	0.80 ± 0.10	± 5%	CGA3E2NP02A101J080AA	CGA3E2NP01H101J080AA		
120 pF	1005	0.50 ± 0.05	± 5%		CGA2B2NP02A121J050BA	CGA2B2NP01H121J050BA	
	1608	0.80 ± 0.10	± 5%	CGA3E2NP02A121J080AA	CGA3E2NP01H121J080AA		
150 pF	1005	0.50 ± 0.05	± 5%		CGA2B2NP02A151J050BA	CGA2B2NP01H151J050BA	
	1608	0.80 ± 0.10	± 5%	CGA3E2NP02A151J080AA	CGA3E2NP01H151J080AA		
180 pF	1005	0.50 ± 0.05	± 5%		CGA2B2NP02A181J050BA	CGA2B2NP01H181J050BA	
	1608	0.80 ± 0.10	± 5%	CGA3E2NP02A181J080AA	CGA3E2NP01H181J080AA		



Capacitance Range Table

Class 1 (Temperature Compensating)

Temperature Characteristics: NP0 (-55 to +150°C, 0±30 ppm/°C)

Capacitance	Size	Thickness (mm)	Capacitance Tolerance	Catalog Number			
				Rated Voltage Edc: 100V	Rated Voltage Edc: 50V	Rated Voltage Edc: 25V	Rated Voltage Edc: 16V
220 pF	1005	0.50 ± 0.05	± 5%	CGA2B2NP02A221J050BA	CGA2B2NP01H221J050BA		
	1608	0.80 ± 0.10	± 5%	CGA3E2NP02A221J080AA	CGA3E2NP01H221J080AA		
270 pF	1005	0.50 ± 0.05	± 5%	CGA2B2NP02A271J050BA	CGA2B2NP01H271J050BA		
	1608	0.80 ± 0.10	± 5%	CGA3E2NP02A271J080AA	CGA3E2NP01H271J080AA		
330 pF	1005	0.50 ± 0.05	± 5%	CGA2B2NP02A331J050BA	CGA2B2NP01H331J050BA		
	1608	0.80 ± 0.10	± 5%	CGA3E2NP02A331J080AA	CGA3E2NP01H331J080AA		
390 pF	1005	0.50 ± 0.05	± 5%	CGA2B2NP02A391J050BA	CGA2B2NP01H391J050BA		
	1608	0.80 ± 0.10	± 5%	CGA3E2NP02A391J080AA	CGA3E2NP01H391J080AA		
470 pF	1005	0.50 ± 0.05	± 5%	CGA2B2NP02A471J050BA	CGA2B2NP01H471J050BA		
	1608	0.80 ± 0.10	± 5%	CGA3E2NP02A471J080AA	CGA3E2NP01H471J080AA		
560 pF	1005	0.50 ± 0.05	± 5%		CGA2B2NP01H561J050BA		
	1608	0.80 ± 0.10	± 5%	CGA3E2NP02A561J080AA	CGA3E2NP01H561J080AA		
680 pF	1005	0.50 ± 0.05	± 5%		CGA2B2NP01H681J050BA		
	1608	0.80 ± 0.10	± 5%	CGA3E2NP02A681J080AA	CGA3E2NP01H681J080AA		
820 pF	1005	0.50 ± 0.05	± 5%		CGA2B2NP01H821J050BA		
	1608	0.80 ± 0.10	± 5%	CGA3E2NP02A821J080AA	CGA3E2NP01H821J080AA		
1 nF	1005	0.50 ± 0.05	± 5%		CGA2B2NP01H102J050BA		
	1608	0.80 ± 0.10	± 5%	CGA3E2NP02A102J080AA	CGA3E2NP01H102J080AA		
	2012	0.60 ± 0.15	± 5%	CGA4C2NP02A102J060AA			
1.2 nF	1608	0.80 ± 0.10	± 5%	CGA3E2NP02A122J080AA	CGA3E2NP01H122J080AA		
	2012	0.60 ± 0.15	± 5%	CGA4C2NP02A122J060AA			
1.5 nF	1608	0.80 ± 0.10	± 5%	CGA3E2NP02A152J080AA	CGA3E2NP01H152J080AA		
	2012	0.60 ± 0.15	± 5%	CGA4C2NP02A152J060AA			
1.8 nF	1608	0.80 ± 0.10	± 5%	CGA3E2NP02A182J080AA	CGA3E2NP01H182J080AA		
	2012	0.85 ± 0.15	± 5%	CGA4F2NP02A182J085AA			
2.2 nF	1608	0.80 ± 0.10	± 5%	CGA3E2NP02A222J080AA	CGA3E2NP01H222J080AA		
	2012	0.85 ± 0.15	± 5%	CGA4F2NP02A222J085AA			
2.7 nF	1608	0.80 ± 0.10	± 5%		CGA3E2NP01H272J080AA		
		0.80 +0.15/-0.1	± 5%	CGA3E2NP02A272J080AA			
	2012	0.60 ± 0.15	± 5%		CGA4C2NP01H272J060AA		
		1.25 ± 0.20	± 5%	CGA4J2NP02A272J125AA			
3.3 nF	1608	0.80 ± 0.10	± 5%		CGA3E2NP01H332J080AA		
		0.80 +0.15/-0.1	± 5%	CGA3E2NP02A332J080AA			
	2012	0.60 ± 0.15	± 5%		CGA4C2NP01H332J060AA		
		1.25 ± 0.20	± 5%	CGA4J2NP02A332J125AA			
3.9 nF	1608	0.80 ± 0.10	± 5%		CGA3E2NP01H392J080AA		
		0.60 ± 0.15	± 5%		CGA4C2NP01H392J060AA		
	2012	0.60 ± 0.15	± 5%	CGA4J2NP02A392J125AA			
		1.25 ± 0.20	± 5%	CGA4J2NP02A392J125AA			
	3216	0.60 ± 0.15	± 5%	CGA5C2NP02A392J060AA			
4.7 nF	1608	0.80 ± 0.10	± 5%		CGA3E2NP01H472J080AA		
		0.60 ± 0.15	± 5%		CGA4C2NP01H472J060AA		
	2012	0.60 ± 0.15	± 5%	CGA4J2NP02A472J125AA			
		1.25 ± 0.20	± 5%	CGA4J2NP02A472J125AA			
	3216	0.60 ± 0.15	± 5%		CGA5C2NP01H472J060AA		
		0.85 ± 0.15	± 5%	CGA5F2NP02A472J085AA			
5.6 nF	1608	0.80 ± 0.10	± 5%		CGA3E2NP01H562J080AA		
		0.60 ± 0.15	± 5%		CGA4C2NP01H562J060AA		
	2012	0.60 ± 0.15	± 5%	CGA4J2NP02A562J125AA			
		1.25 ± 0.20	± 5%	CGA4J2NP02A562J125AA			
	3216	0.60 ± 0.15	± 5%		CGA5C2NP01H562J060AA		
		0.85 ± 0.15	± 5%	CGA5F2NP02A562J085AA			
6.8 nF	1608	0.80 ± 0.10	± 5%		CGA3E2NP01H682J080AA		
		0.60 ± 0.15	± 5%		CGA4C2NP01H682J060AA		
	2012	0.60 ± 0.15	± 5%	CGA4J2NP02A682J125AA			
		1.25 ± 0.20	± 5%	CGA4J2NP02A682J125AA			
	3216	0.60 ± 0.15	± 5%		CGA5C2NP01H682J060AA		
		1.15 ± 0.15	± 5%	CGA5H2NP02A682J115AA			
8.2 nF	1608	0.80 ± 0.10	± 5%		CGA3E2NP01H822J080AA		
		0.60 ± 0.15	± 5%		CGA4C2NP01H822J060AA		
	2012	0.60 ± 0.15	± 5%	CGA4J2NP02A822J125AA			
		1.25 ± 0.20	± 5%	CGA4J2NP02A822J125AA			
	3216	0.60 ± 0.15	± 5%		CGA5C2NP01H822J060AA		
		1.15 ± 0.15	± 5%	CGA5H2NP02A822J115AA			
10 nF	1608	0.80 ± 0.10	± 5%		CGA3E2NP01H103J080AA		
		0.60 ± 0.15	± 5%		CGA4C2NP01H103J060AA		
	2012	0.60 ± 0.15	± 5%	CGA4J2NP02A103J125AA			
		1.25 ± 0.20	± 5%	CGA4J2NP02A103J125AA			
	3216	0.60 ± 0.15	± 5%		CGA5C2NP01H103J060AA		
		1.15 ± 0.15	± 5%	CGA5H2NP02A103J115AA			



Capacitance Range Table

Class 1 (Temperature Compensating)

Temperature Characteristics: NP0 (-55 to +150°C, 0±30 ppm/°C)

Capacitance	Size	Thickness (mm)	Capacitance Tolerance	Catalog Number			
				Rated Voltage Edc: 100V	Rated Voltage Edc: 50V	Rated Voltage Edc: 25V	Rated Voltage Edc: 16V
15 nF	2012	0.85 ± 0.15	± 5%		CGA4F2NP01H153J085AA		
		0.60 ± 0.15	± 5%		CGA5C2NP01H153J060AA		
	3216	1.15 ± 0.15	± 5%	CGA5H2NP02A153J115AA			
	3225	1.25 ± 0.20	± 5%	CGA6J2NP02A153J125AA			
22 nF	2012	1.25 ± 0.20	± 5%		CGA4J2NP01H223J125AA		
		0.60 ± 0.15	± 5%		CGA5C2NP01H223J060AA		
	3216	1.60 ± 0.20	± 5%	CGA5L2NP02A223J160AA			
	3225	1.25 ± 0.20	± 5%	CGA6J2NP01H223J125AA			
		1.60 ± 0.20	± 5%	CGA6L2NP02A223J160AA			
33 nF	2012	1.25 ± 0.20	± 5%		CGA4J2NP01H333J125AA		
		0.85 ± 0.15	± 5%		CGA5F2NP01H333J085AA		
	3216	1.60 +0.3/-0.1	± 5%	CGA5L2NP02A333J160AA			
	3225	1.60 ± 0.20	± 5%	CGA6L2NP01H333J160AA			
		2.00 ± 0.20	± 5%	CGA6M2NP02A333J200AA			
47 nF	3216	1.15 ± 0.15	± 5%		CGA5H2NP01H473J115AA		
		2.00 ± 0.20	± 5%		CGA6M2NP01H473J200AA		
	3225	2.30 ± 0.20	± 5%	CGA6N2NP02A473J230AA			
	4532	1.60 ± 0.20	± 5%	CGA8L2NP01H473J160KA			
		2.00 ± 0.20	± 5%	CGA8M2NP02A473J200KA			
68 nF	3216	1.60 ± 0.20	± 5%		CGA5L2NP01H683J160AA		
		2.00 ± 0.20	± 5%		CGA6M2NP01H683J200AA		
	3225	2.30 ± 0.20	± 5%	CGA6N2NP02A683J230AA			
	4532	1.60 ± 0.20	± 5%	CGA8L2NP01H683J160KA			
		2.50 ± 0.30	± 5%	CGA8P2NP02A683J250KA			
100 nF	3216	1.60 ± 0.20	± 5%		CGA5L2NP01H104J160AA		
		3225	2.50 ± 0.30	± 5%	CGA6P2NP01H104J250AA		
	4532	2.00 ± 0.20	± 5%	CGA8M2NP01H104J200KA			
		3.20 ± 0.30	± 5%	CGA8R2NP02A104J320KA			
150 nF	4532	2.50 ± 0.30	± 5%		CGA8P2NP01H154J250KA		
		5750	2.30 ± 0.20	± 5%	CGA9N2NP02A154J230KA		
220 nF	4532	3.20 ± 0.30	± 5%		CGA8R2NP01H224J320KA		

Class 2 (Temperature Stable)

Temperature Characteristics: X8R (-55 to +150°C, ±15%)

Capacitance	Size	Thickness (mm)	Capacitance Tolerance	Catalog Number			
				Rated Voltage Edc: 100V	Rated Voltage Edc: 50V	Rated Voltage Edc: 25V	Rated Voltage Edc: 16V
150 pF	1005	0.50 ± 0.05	± 10%	CGA2B2X8R2A151K050BA	CGA2B2X8R1H151K050BA		
			± 20%	CGA2B2X8R2A151M050BA	CGA2B2X8R1H151M050BA		
220 pF	1005	0.50 ± 0.05	± 10%	CGA2B2X8R2A221K050BA	CGA2B2X8R1H221K050BA		
			± 20%	CGA2B2X8R2A221M050BA	CGA2B2X8R1H221M050BA		
330 pF	1005	0.50 ± 0.05	± 10%	CGA2B2X8R2A331K050BA	CGA2B2X8R1H331K050BA		
			± 20%	CGA2B2X8R2A331M050BA	CGA2B2X8R1H331M050BA		
470 pF	1005	0.50 ± 0.05	± 10%	CGA2B2X8R2A471K050BA	CGA2B2X8R1H471K050BA		
			± 20%	CGA2B2X8R2A471M050BA	CGA2B2X8R1H471M050BA		
680 pF	1005	0.50 ± 0.05	± 10%	CGA2B2X8R2A681K050BA	CGA2B2X8R1H681K050BA		
			± 20%	CGA2B2X8R2A681M050BA	CGA2B2X8R1H681M050BA		
1 nF	1005	0.50 ± 0.05	± 10%	CGA2B2X8R2A102K050BA	CGA2B2X8R1H102K050BA		
			± 20%	CGA2B2X8R2A102M050BA	CGA2B2X8R1H102M050BA		
	1608	0.80 ± 0.10	± 10%	CGA3E2X8R2A102K080AA	CGA3E2X8R1H102K080AA		
			± 20%	CGA3E2X8R2A102M080AA	CGA3E2X8R1H102M080AA		
1.5 nF	1005	0.50 ± 0.05	± 10%	CGA2B2X8R2A152K050BA	CGA2B2X8R1H152K050BA		
			± 20%	CGA2B2X8R2A152M050BA	CGA2B2X8R1H152M050BA		
	1608	0.80 ± 0.10	± 10%	CGA3E2X8R2A152K080AA	CGA3E2X8R1H152K080AA		
			± 20%	CGA3E2X8R2A152M080AA	CGA3E2X8R1H152M080AA		
2.2 nF	1005	0.50 ± 0.05	± 10%	CGA2B2X8R2A222K050BA	CGA2B2X8R1H222K050BA		
			± 20%	CGA2B2X8R2A222M050BA	CGA2B2X8R1H222M050BA		
	1608	0.80 ± 0.10	± 10%	CGA3E2X8R2A222K080AA	CGA3E2X8R1H222K080AA		
			± 20%	CGA3E2X8R2A222M080AA	CGA3E2X8R1H222M080AA		
3.3 nF	1005	0.50 ± 0.05	± 10%	CGA2B3X8R2A332K050BB	CGA2B2X8R1H332K050BA		
			± 20%	CGA2B3X8R2A332M050BB	CGA2B2X8R1H332M050BA		
	1608	0.80 ± 0.10	± 10%	CGA3E2X8R2A332K080AA	CGA3E2X8R1H332K080AA		
			± 20%	CGA3E2X8R2A332M080AA	CGA3E2X8R1H332M080AA		



Capacitance Range Table

Class 2 (Temperature Stable)

Temperature Characteristics: X8R (-55 to +150°C, ±15%)

Capacitance	Size	Thickness (mm)	Capacitance Tolerance	Catalog Number		
				Rated Voltage Edc: 100V	Rated Voltage Edc: 50V	Rated Voltage Edc: 25V
4.7 nF	1005	0.50 ± 0.05	± 10%		CGA2B2X8R1H472K050BA	
			± 20%		CGA2B2X8R1H472M050BA	
	1608	0.80 ± 0.10	± 10%	CGA3E2X8R2A472K080AA	CGA3E2X8R1H472K080AA	
			± 20%	CGA3E2X8R2A472M080AA	CGA3E2X8R1H472M080AA	
6.8 nF	1005	0.50 ± 0.05	± 10%		CGA2B3X8R1H682K050BB	CGA2B2X8R1E682K050BA
			± 20%		CGA2B3X8R1H682M050BB	CGA2B2X8R1E682M050BA
	1608	0.80 ± 0.10	± 10%	CGA3E2X8R2A682K080AA	CGA3E2X8R1H682K080AA	
			± 20%	CGA3E2X8R2A682M080AA	CGA3E2X8R1H682M080AA	
10 nF	1005	0.50 ± 0.05	± 10%		CGA2B3X8R1H103K050BB	CGA2B2X8R1E103K050BA
			± 20%		CGA2B3X8R1H103M050BB	CGA2B2X8R1E103M050BA
	1608	0.80 ± 0.10	± 10%	CGA3E2X8R2A103K080AA	CGA3E2X8R1H103K080AA	
			± 20%	CGA3E2X8R2A103M080AA	CGA3E2X8R1H103M080AA	
15 nF	1005	0.50 ± 0.05	± 10%			CGA2B3X8R1E153K050BB
			± 20%			CGA2B3X8R1E153M050BB
	1608	0.80 ± 0.10	± 10%	CGA3E2X8R2A153K080AA	CGA3E2X8R1H153K080AA	
			± 20%	CGA3E2X8R2A153M080AA	CGA3E2X8R1H153M080AA	
22 nF	1005	0.50 ± 0.05	± 10%			CGA2B3X8R1E223K050BB
			± 20%			CGA2B3X8R1E223M050BB
	1608	0.80 ± 0.10	± 10%	CGA3E3X8R2A223K080AB	CGA3E2X8R1H223K080AA	
			± 20%	CGA3E3X8R2A223M080AB	CGA3E2X8R1H223M080AA	
2012	1.25 ± 0.20	± 10%	CGA4J2X8R2A223K125AA			
		± 20%	CGA4J2X8R2A223M125AA			
33 nF	1005	0.50 ± 0.05	± 10%			CGA2B3X8R1C333K050BB
			± 20%			CGA2B3X8R1C333M050BB
	1608	0.80 ± 0.10	± 10%	CGA3E3X8R2A333K080AB	CGA3E2X8R1H333K080AA	
			± 20%	CGA3E3X8R2A333M080AB	CGA3E2X8R1H333M080AA	
2012	1.25 ± 0.20	± 10%	CGA4J3X8R2A333K125AB			
		± 20%	CGA4J3X8R2A333M125AB			
47 nF	1005	0.50 ± 0.05	± 10%			CGA2B3X8R1C473K050BB
			± 20%			CGA2B3X8R1C473M050BB
	1608	0.80 ± 0.10	± 10%		CGA3E2X8R1H473K080AA	
			± 20%		CGA3E2X8R1H473M080AA	
2012	1.25 ± 0.20	± 10%	CGA4J3X8R2A473K125AB			
		± 20%	CGA4J3X8R2A473M125AB			
68 nF	1608	0.80 ± 0.10	± 10%		CGA3E3X8R1H683K080AB	CGA3E2X8R1E683K080AA
			± 20%		CGA3E3X8R1H683M080AB	CGA3E2X8R1E683M080AA
	2012	1.25 ± 0.20	± 10%	CGA4J3X8R2A683K125AB	CGA4J2X8R1H683K125AA	
			± 20%	CGA4J3X8R2A683M125AB	CGA4J2X8R1H683M125AA	
3216	1.15 ± 0.15	± 10%	CGA5H2X8R2A683K115AA			
		± 20%	CGA5H2X8R2A683M115AA			
100 nF	1608	0.80 ± 0.10	± 10%		CGA3E3X8R1H104K080AB	CGA3E2X8R1E104K080AA
			± 20%		CGA3E3X8R1H104M080AB	CGA3E2X8R1E104M080AA
	2012	1.25 ± 0.20	± 10%		CGA4J2X8R1H104K125AA	
			± 20%		CGA4J2X8R1H104M125AA	
3216	1.15 ± 0.15	± 10%	CGA5H2X8R2A104K115AA			
		± 20%	CGA5H2X8R2A104M115AA			
150 nF	1608	0.80 ± 0.10	± 10%			CGA3E3X8R1E154K080AB
			± 20%			CGA3E3X8R1E154M080AB
	2012	1.25 ± 0.20	± 10%		CGA4J3X8R1H154K125AB	
			± 20%		CGA4J3X8R1H154M125AB	
3216	1.60 ± 0.20	± 10%	CGA5L2X8R2A154K160AA			
		± 20%	CGA5L2X8R2A154M160AA			



Capacitance Range Table

Class 2 (Temperature Stable)

Temperature Characteristics: X8R (-55 to +150°C, ±15%)

Capacitance	Size	Thickness (mm)	Capacitance Tolerance	Catalog Number			
				Rated Voltage Edc: 100V	Rated Voltage Edc: 50V	Rated Voltage Edc: 25V	Rated Voltage Edc: 16V
220 nF	1608	0.80 ± 0.10	± 10%			CGA3E3X8R1E224K080AB	
			± 20%			CGA3E3X8R1E224M080AB	
	2012	1.25 ± 0.20	± 10%		CGA4J3X8R1H224K125AB	CGA4J2X8R1E224K125AA	
			± 20%		CGA4J3X8R1H224M125AB	CGA4J2X8R1E224M125AA	
	3216	1.15 ± 0.15	± 10%		CGA5H2X8R1H224K115AA		
			± 20%		CGA5H2X8R1H224M115AA		
	1.60 ± 0.20	± 10%	CGA5L3X8R2A224K160AB				
		± 20%	CGA5L3X8R2A224M160AB				
330 nF	1608	0.80 ± 0.10	± 10%				CGA3E3X8R1C334K080AB
			± 20%				CGA3E3X8R1C334M080AB
	2012	1.25 ± 0.20	± 10%			CGA4J2X8R1E334K125AA	
			± 20%			CGA4J2X8R1E334M125AA	
	3216	1.60 ± 0.20	± 10%	CGA5L3X8R2A334K160AB	CGA5L2X8R1H334K160AA		
			± 20%	CGA5L3X8R2A334M160AB	CGA5L2X8R1H334M160AA		
470 nF	1608	0.80 +0.15/-0.10	± 10%				CGA3E3X8R1C474K080AB
			± 20%				CGA3E3X8R1C474M080AB
	2012	1.25 ± 0.20	± 10%			CGA4J3X8R1E474K125AB	
			± 20%			CGA4J3X8R1E474M125AB	
	3216	1.60 ± 0.20	± 10%		CGA5L2X8R1H474K160AA		
			± 20%		CGA5L2X8R1H474M160AA		
	2.00 ± 0.20	± 10%	CGA6M3X8R2A474K200AB				
		± 20%	CGA6M3X8R2A474M200AB				
680 nF	2012	1.25 ± 0.20	± 10%				CGA4J3X8R1C684K125AB
			± 20%				CGA4J3X8R1C684M125AB
	3216	1.15 ± 0.15	± 10%			CGA5H2X8R1E684K115AA	
			± 20%			CGA5H2X8R1E684M115AA	
		1.60 ± 0.20	± 10%		CGA5L3X8R1H684K160AB		
			± 20%		CGA5L3X8R1H684M160AB		
	2.50 ± 0.30	± 10%	CGA6P3X8R2A684K250AB				
		± 20%	CGA6P3X8R2A684M250AB				
1 µF	2012	1.25 ± 0.20	± 10%				CGA4J3X8R1C105K125AB
			± 20%				CGA4J3X8R1C105M125AB
	3216	1.60 ± 0.20	± 10%		CGA5L3X8R1H105K160AB	CGA5L2X8R1E105K160AA	
			± 20%		CGA5L3X8R1H105M160AB	CGA5L2X8R1E105M160AA	
1.5 µF	3216	1.60 ± 0.20	± 10%			CGA5L3X8R1E155K160AB	
			± 20%			CGA5L3X8R1E155M160AB	
	3225	1.60 ± 0.20	± 10%			CGA6L2X8R1E155K160AA	
			± 20%			CGA6L2X8R1E155M160AA	
2.2 µF	3216	1.60 ± 0.20	± 10%			CGA5L3X8R1E225K160AB	
			± 20%			CGA5L3X8R1E225M160AB	
	3225	2.00 ± 0.20	± 10%			CGA6M2X8R1E225K200AA	
			± 20%			CGA6M2X8R1E225M200AA	
3.3 µF	3216	1.60 ± 0.20	± 10%				CGA5L3X8R1C335K160AB
			± 20%				CGA5L3X8R1C335M160AB
	3225	2.50 ± 0.30	± 10%			CGA6P2X8R1E335K250AA	
			± 20%			CGA6P2X8R1E335M250AA	
4.7 µF	3216	1.60 ± 0.20	± 10%				CGA5L3X8R1C475K160AB
			± 20%				CGA5L3X8R1C475M160AB
	3225	2.50 ± 0.30	± 10%			CGA6P3X8R1E475K250AB	
			± 20%			CGA6P3X8R1E475M250AB	
6.8 µF	3225	2.00 ± 0.20	± 10%				CGA6M3X8R1C685K200AB
			± 20%				CGA6M3X8R1C685M200AB
10 µF	3225	2.50 ± 0.30	± 10%				CGA6P3X8R1C106K250AB
			± 20%				CGA6P3X8R1C106M250AB