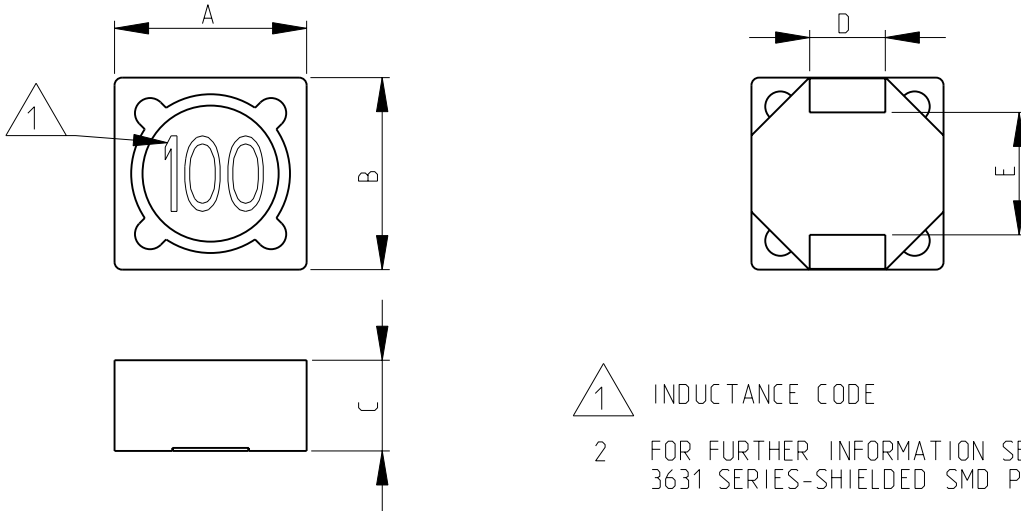
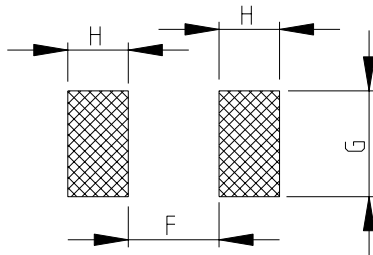


|     |      |           |     |                           |           |     |      |
|-----|------|-----------|-----|---------------------------|-----------|-----|------|
| LOC | DIST | REVISIONS |     |                           |           |     |      |
| E   | B    | P         | LTR | DESCRIPTION               | DATE      | DWN | APVD |
|     |      |           | BC1 | REVISED PER ECO-11-005150 | 28MAR2011 | RK  | HMR  |
|     |      |           |     |                           |           |     |      |

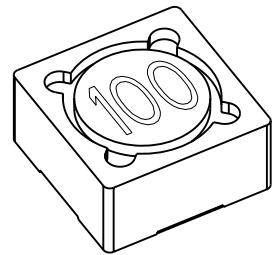


RECOMMENDED LAND PATTERN FOR 3631B, 3631C SERIES

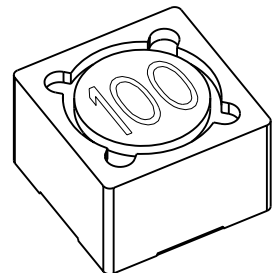


RoHS Compliant

SERIES 3631B AS SHOWN



SERIES 3631C AS SHOWN



|                                     |   |  |
|-------------------------------------|---|--|
| DESCRIPTION AND<br>DETAIL OF CHANGE | EPOXY METHOD CHANGED                                |  |
|                                     | BEFORE CHANGE                                       | AFTER CHANGE                                 |
|                                     | EPOXY ALL AROUND TERMINALS<br>( MARKED BLACK AREA ) | EPOXY ON FOUR SPOTS<br>( MARKED BLACK AREA ) |
|                                     |   |  |
|                                     | 3631B-3631C SERIES                                  | 3631B-3631C SERIES                           |

|        |       |       |       |       |         |         |         |         |
|--------|-------|-------|-------|-------|---------|---------|---------|---------|
| 3631C  | 12.7  | 12.7  | 8.0   | 5.0   | 8.1     | 6.0     | 7.0     | 4.0     |
| 3631B  | 12.7  | 12.7  | 6.0   | 5.0   | 8.1     | 6.0     | 7.0     | 4.0     |
| SERIES | A±0.3 | B±0.3 | C±0.5 | D±0.2 | E (typ) | F (ref) | G (ref) | H (ref) |

2008

RELEASED FOR PUBLICATION

THIS DRAWING IS UNPUBLISHED.

ALL RIGHTS RESERVED.

BY -

© COPYRIGHT 2008

|  |                                |   |                         |
|--|--------------------------------|---|-------------------------|
| DIMENSIONS:<br>mm  | DWN<br>SUBHASH.M<br>02-Sep-08  | MATERIAL  | FINISH                  |
| TOLERANCES UNLESS OTHERWISE SPECIFIED:                                     | CHK<br>PRAKASH.S<br>02-Sep-08  | TE Connectivity                                     |                         |
| 0 PLC ±0.5<br>1 PLC ±0.2<br>2 PLC ±0.1<br>3 PLC ±<br>4 PLC ±<br>ANGLES ±5° | APVD<br>STEPHEN.P<br>02-Sep-08 |   |                         |
|  | PRODUCT SPEC                   | NAME<br>SHIELDED SMD POWER INDUCTORS<br>SERIES 3631 |                         |
|  | APPLICATION SPEC               | SIZE<br>A 4   | CAGE CODE<br>00779      |
|  | WEIGHT                         | DRAWING NO<br>C-1625812                             | RESTRICTED TO<br>-      |
|  | CUSTOMER DRAWING               | SCALE<br>2:1  | SHEET 1 OF 1<br>REV BC1 |