

7000 Push Button Switches 16A 250Vac



- ▶ Round and rectangular push button switches
- ▶ Ratings up to 16A, 250V ac
- ▶ Latching and momentary
- ▶ Illuminated & non-illuminated
- ▶ Matching indicators
- ▶ Low profile version
- ▶ Panel cut outs:
25.0 dia
27.2 x 22.3



16(4)A 250Vac T125
8(8)A 250Vac T85



UL CSA 16A Non Ind, 250Vac 1hp, 125Vac 1/2hp
UL 65°C, file no. E45221, CSA file no. LR10990



RoHS compliant

3mm contact gap.
Technical data on pages 4 & 5 (switches), 6 (indicators).

NON-LIT		LIT	
B BLACK	B BLACK	A AMBER	2 125V NEON
R RED	R RED	C CLEAR	3 250V NEON
W WHITE	W WHITE	G GREEN	7 12V INCANDESCENT
		R RED	

C 7053 A F W R 2 -----

ORDER FORMAT

TERMINAL CODE FUNCTION CODE ACTUATOR CODE BODY CODE BODY COLOR ACTUATOR COLOR LAMP VOLTAGE IF REQUIRED LEGEND & OPTIONS

TERMINAL	FUNCTION				ACTUATOR	
C 6.3 x 0.8 9.1	7000		Single pole ON - OFF		A Round actuator shown in F body 21.0 9.7	
	7001		Single pole ON - OFF (momentary ON)			A Round actuator shown in G body B Round actuator - medium shown in F body 21.1 11.5 9.7 18.6
	7003		Single pole ON - OFF with light		C Round actuator - long shown in F body 21.1 11.2 20.0 29.5	
	7004		Single pole ON - OFF (momentary ON) with light			
	7050		Double pole ON - OFF			
	H 4.8 x 0.8 9.1	7051		Double pole ON - OFF (momentary ON)		D Round actuator - sub panel mount 21.1 9.7 16.9
		7053		Double pole ON - OFF with light		
7054			Double pole ON - OFF (momentary ON) with light		S Rectangular actuator Shown in "A" body N/A for 7030 19.5 8.8	
7030			Indicator			



C7000AF ---




C7003AF ---



C7053CF ---



C7053BF ---



C7050SA ---



C7053AG ---

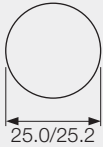
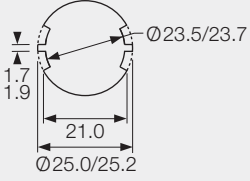
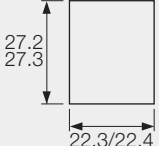


C7053DF ---



C7030AH ---

push switches

BODY	OPTIONS
Panel cut-outs	Finish Matt finish is standard on bodies Gloss finish is standard on actuators
<p>F H G Body types fit either cut-out</p>  	Color Call factory for custom colors A full range is available for large orders
<p>A</p>  <p>Cut-outs must be punched in the direction of insertion</p>	Legend printing A wide range is available or call the factory for custom legends
	Lamp voltage Call factory for details of other available voltages
	Weatherproof housing (E) Additional housing which fits round body switches with an oversize housing with a clear silicone cover designed to IP65. Mounting hole dia: 38.0mm

DIMENSIONS (mm)

Panel thickness:
A 0.8 - 2.5mm
F, G, H 0.8 - 5.0mm

