

CA Series Illuminated Power Rocker Switches

Features/Benefits


- 15 AMPS @ 125 V AC
- Illuminated actuator
- Various actuator styles

Typical Applications

- Power outlet strips
- Appliances
- Handling and packaging machines
- RoHS compliant



Specifications

CONTACT RATING: 15 AMPS @ 125 V AC; 10 AMPS @ 250 V AC; 1/4 HP @ 125 V AC or 250 V AC  .

ELECTRICAL LIFE: 10,000 make-and-break cycles at full load.

LAMP LIFE: 20,000 hours typ.

INSULATION RESISTANCE: $10^9 \Omega$ min.

DIELECTRIC STRENGTH: 1,000 Vrms min. @ sea level.

Materials

HOUSING: 6/6 nylon (UL 94V-2), black.

ACTUATOR: Polycarbonate (UL 94V-2), red.

CONTACTS: Coin silver, silver plated.

OPERATING TEMPERATURE: -30°C to +65°C

NOTE: Specifications and materials listed above are for switches with standard options. For information on specific and custom switches, consult Customer Service Center.

Build-A-Switch

To order, simply select desired option from each category and place in the appropriate box. Available options are shown and described on pages G-110 through G-112. For additional options not shown in catalog, consult Customer Service Center.

<div>Switch Function</div> <div>CA04 SPST, On-Off</div> <div>CA24 DPST, On-Off</div>	<div>Actuator</div> <div>J1 Rocker</div> <div>J7 Curved rocker</div>	<div>Actuator Color</div> <div>3 Red translucent</div> <div>5 Yellow translucent</div> <div>6 Green translucent</div>	<div>Lamp Voltage</div> <div>7 125 V neon</div> <div>8 250 V neon</div>	<div>Housing Color</div> <div>2 Black</div> <div>1 White</div>	<div>Terminations</div> <div>07 Quick connect</div>	<div>Actuator Markings</div> <div>NONE No markings</div> <div>D ON-OFF</div> <div>H 0 I</div> <div>P 0 -</div>	<div>Contact Material</div> <div>Q Silver</div>
--	--	---	---	--	---	--	---

Rocker



G

C&K



Third Angle
Projection

Dimensions are shown: Inches (mm)

Specifications and dimensions subject to change

CA Series Illuminated Power Rocker Switches

SWITCH FUNCTION



NO. POLES	MODEL NO.	SWITCH FUNCTION		CONNECTED TERMINALS		SCHEMATIC
		POS. 1	POS. 2	POS. 1	POS. 2	
SP	CA04	ON	OFF	1-1A	OPEN	<p>SPST</p>
<p>SPST</p> <p>ACTUATOR SHOWN IN POS. 1 - 'ON' POSITION</p> <p>TERMINAL NOS. MARKED ON HOUSING</p> <p>Part number shown: CA04J137207Q</p>						
DP	CA24	ON	OFF	1-1A, 2-2A	OPEN	<p>DPST</p>
<p>DPST</p> <p>ACTUATOR SHOWN IN POS. 1 - 'ON' POSITION</p> <p>TERMINAL NOS. MARKED ON HOUSING</p> <p>Part number shown: CA24J137207Q</p>						

See CONTACT MATERIAL section, page G-112, for complete contact ratings and agency approvals.
Contacts make on side opposite actuator thrown.

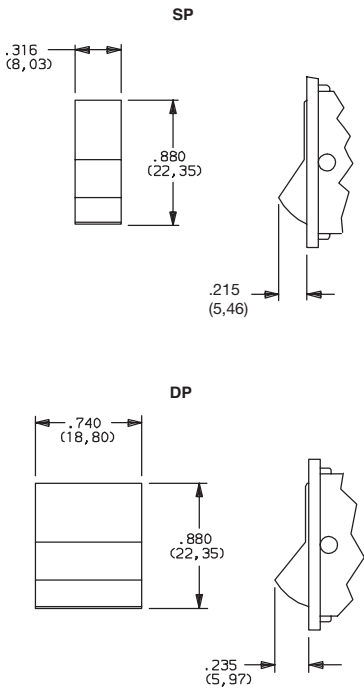
All models with all options.



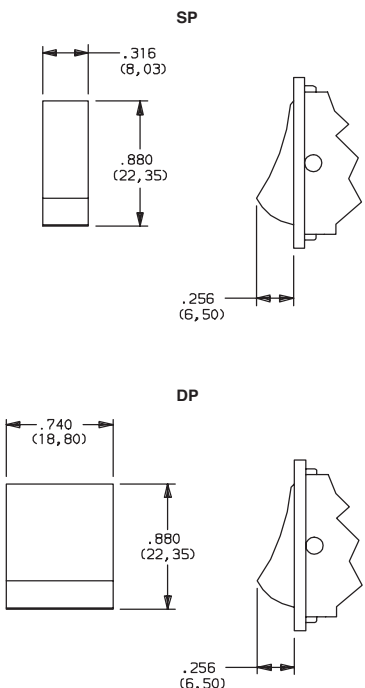
CA Series Illuminated Power Rocker Switches

ACTUATOR

J1 ROCKER



J7 CURVED ROCKER



ACTUATOR COLOR

OPTION CODE	ACTUATOR COLOR
3	RED TRANSLUCENT
5	YELLOW
6	GREEN

NOTE: Special colors available, consult Customer Service Center.

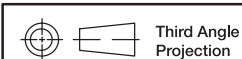
NEON LAMP VOLTAGE

- 7** 125 V NEON
- 8** 250 V NEON

HOUSING COLOR

OPTION CODE	HOUSING COLOR
2	BLACK
1	WHITE

NOTE: Housing frame finish: matte. Special colors available, consult Customer Service Center.



Dimensions are shown: Inches (mm)

Specifications and dimensions subject to change

www.ck-components.com

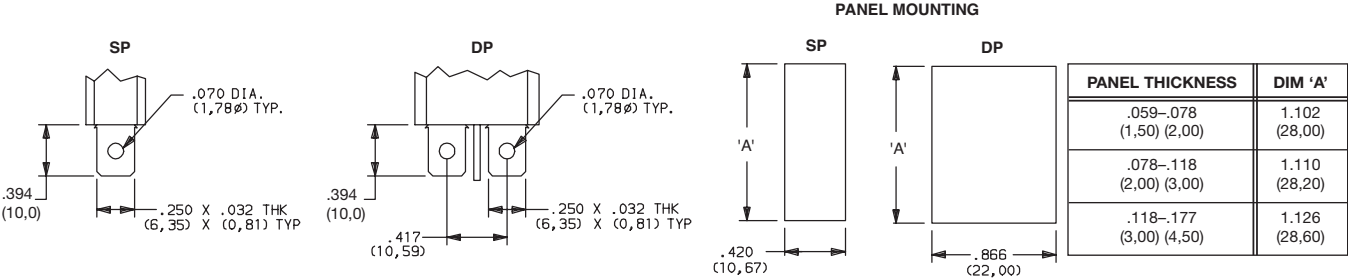
Rocker



CA Series Illuminated Power Rocker Switches

TERMINATIONS

07 QUICK CONNECT



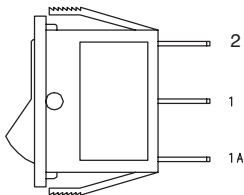
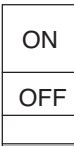
ACTUATOR MARKINGS

NONE NO MARKING

D ON-OFF

H O I

P O -



Marking color white, standard for all actuator colors except yellow. Marking color black, standard for yellow actuators. Consult Customer Service Center for other available markings and colors.

NOTE: Orientation of actuator markings and terminals

CONTACT MATERIAL

OPTION CODE	CONTACT AND TERMINAL MATERIAL	RATINGS	
Q	SILVER ¹	POWER	15 AMPS @ 125 V AC; 10 AMPS @ 250 V AC; 1/4 HP @ 125 V AC or 250 V AC (UL/CSA).

* Note: See Technical Data section of this catalog for RoHS compliant and compatible definitions and specifications.

¹ CONTACTS: Coin silver, silver plated.
TERMINALS: Copper, silver plated.

All models with all options.