

INTERCONNECTS

SERIES 450, 460, 470, 480 • .100" GRID SOLDER TAIL • DOUBLE ROW STRIPS

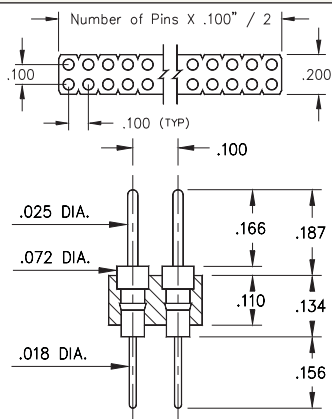


FIG. 1

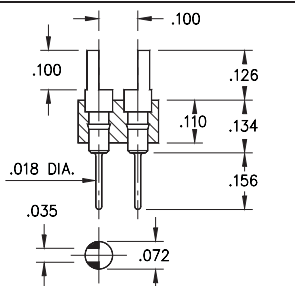


FIG. 2

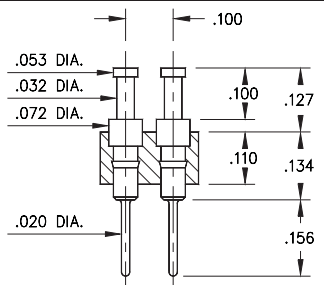


FIG. 3

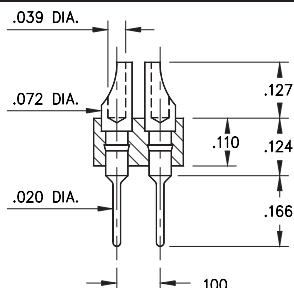


FIG. 4

- Series 450, 460, 470 & 480 double row header strips come in various styles (pin, slotted, head, turret and solder cup) with pluggable solder tails

450...001 uses pin #0290


460...001 uses pin #0282

470...001 uses pin #0700

480...001 uses pin #8000

See pages 215 and 216 for details

- Insulators are high temperature thermoplastic, suitable for all soldering operations



ORDERING INFORMATION

FIG. 1	Series 450...001 .025" / .018" Dia. Solder Tails
	450-XX-2--00-001000 Specify number of pins 04-64
FIG. 2	Series 460...001 Slotted Head / Solder Tail
	460-10-2--00-001000 Specify number of pins 02-64
FIG. 3	Series 470...001 Turret / Solder Tail
	470-XX-2--00-001000 Specify number of pins 04-64
FIG. 4	Series 480...001 Solder Cup / Solder Tail
	480-10-2--00-001000 Specify number of pins 02-64



XX=Plating Code
See Below

For
Electrical, Mechanical
& Environmental Data,
See page 264

SPECIFY PLATING CODE XX=	10 ◆	90	40 ◆	
Pin Plating	10 μ" Au	200 μ" Sn/Pb	200 μ" Sn	

