

# YF Series

## 4 Tumbler Miniature Switchlocks

### Features/Benefits

- Multi-pole and multi-position
- Positive detent
- Low level and power capability

### Typical Applications

- Computer servers
- Point-of-sale terminals
- Cash registers



Models Available

### Specifications

CONTACT RATING: Q contact material: 4 AMPS @ 125 V AC or 28 V DC; 2 AMPS @ 250 V AC (UL/CSA). See page M-14 for additional ratings.

ELECTRICAL LIFE: 10,000 make-and-break cycles at full load.

CONTACT RESISTANCE: Below 10 m  $\Omega$  typ. initial @ 2-4 V DC, 100 mA, for both silver and gold plated contacts.

INSULATION RESISTANCE: 10<sup>9</sup>  $\Omega$  min.

DIELECTRIC STRENGTH: 1,000 Vrms min. @ sea level.

INDEXING: 45°:3 positions max., 90°:2 positions max.

### Materials

LOCK: Zinc alloy with stainless steel facing. 4 tumbler, single bitted lock with integral detent mechanism.

KEYS: Two nickel plated brass keys with code number.

SWITCH HOUSING: 6/6 Nylon (UL 94V-2).

CONTACTS & TERMINALS: Q contact material: Copper, silver plated. See page L-14 for additional contact materials.

MOUNTING NUT: Brass, bright zinc plated.

TERMINAL SEAL: Epoxy.

**NOTE:** Any models supplied with Q or B contact material are RoHS compliant.

**NOTE:** Specifications and materials listed above are for switchlocks with standard options. For information on specific and custom switchlocks, consult Customer Service Center.

### Build-A-Switch

To order, simply select desired option from each category and place in the appropriate box. Available options are shown and described on pages L-12 through L-14. For additional options not shown in catalog, consult Customer Service Center.

Switch and Lock Function	Keying	Lock Type	Lock Finish	Terminations	Mounting Style	Contact Material
<b>YF0113</b> SP, 900 Index, keypull pos. 1	<b>2</b> Two nickel plated brass keys	<b>C</b> 4 Tumbler, single bitted lock with detent	<b>2</b> Stainless steel facing	<b>03</b> Solder lug with hole	<b>N</b> With nut	<b>Q</b> Silver
<b>YF2113</b> DP, 90° Index, keypull pos. 1			<b>8</b> Gloss black facing	<b>WC</b> Wire lead		<b>B</b> Gold
<b>YF011U</b> SP, 90° Index, keypull pos. 1 & 2						
<b>YF211U</b> DP, 90° Index, keypull pos. 1 & 2						



Dimensions are shown: Inch (mm)  
Specifications and dimensions subject to change



Switchlock

# C&K YF Series

## 4 Tumbler Miniature Switchlocks

### SWITCH AND LOCK FUNCTION

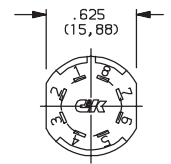
SINGLE & DOUBLE POLE SWITCHES							
NO. POLES	MODEL NO.	CONNECTED TERMINALS			KEY PULL POSITIONS	LOCK CONFIGURATION	INDEXING
		POS. 1	POS. 2	POS. 3			
SP DP	<b>YF0113</b> <b>YF2113</b>	8-1 8-1, 4-5	1-3 1-3, 5-7		Position 1		90°
SP DP	<b>YF011U</b> <b>YF211U</b>	8-1 8-1, 4-5	1-3 1-3, 5-7		Positions 1 & 2		

All models with all options when ordered with 'Q' contact material.

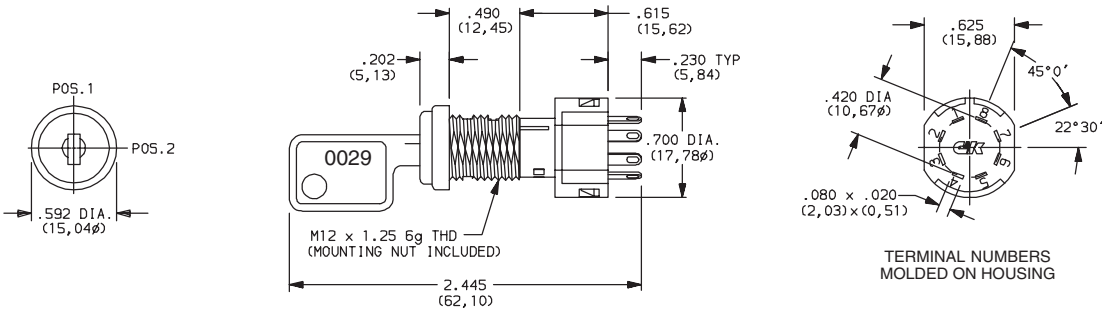
#### LEGEND

- = Detent Positions (45° or 90°)
- ⊙ = Key pull possible in these positions.
- ⊙ = Stop Positions

#### TERMINAL NUMBERS



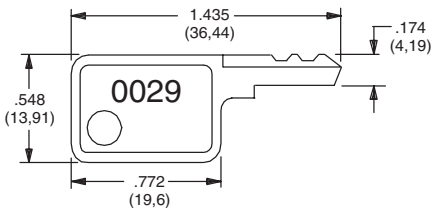
Terminal numbers molded on bottom of housing.



Part number shown: YF01132C203NQ

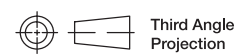
### KEYING

2 TWO NICKEL PLATED BRASS KEYS



Key Part Number: 119091029

**NOTE:** All orders keyed alike with code number on key. For more than one key code, replacement keys, or other special features, consult Customer Service Center.



Third Angle  
Projection

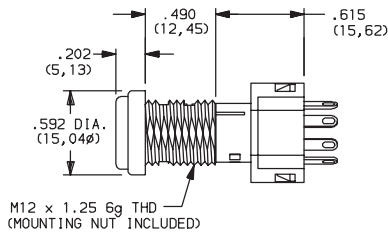
Dimensions are shown: Inch (mm)  
Specifications and dimensions subject to change



# C&K YF Series 4 Tumbler Miniature Switchlocks

## LOCK TYPE

**C** 4 TUMBLER, SINGLE BITTED LOCK WITH DETENT



## LOCK FINISH

**2** STAINLESS STEEL FACING

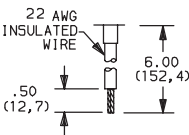
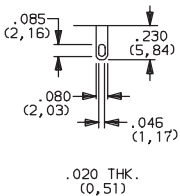
**8** GLOSS BLACK FACING



## TERMINATIONS

**03** SOLDER LUG WITH HOLE

**WC** WIRE LEAD



Black wire standard, other colors and lengths available, consult Customer Service Center. UL style 1015.



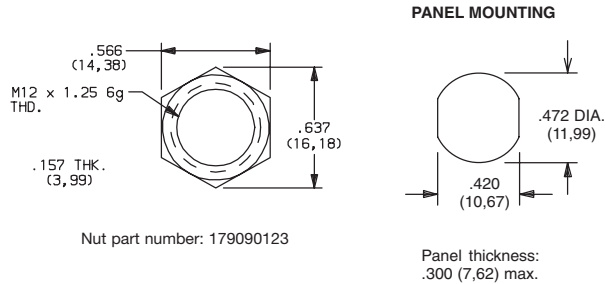
Switchlock

# YF Series

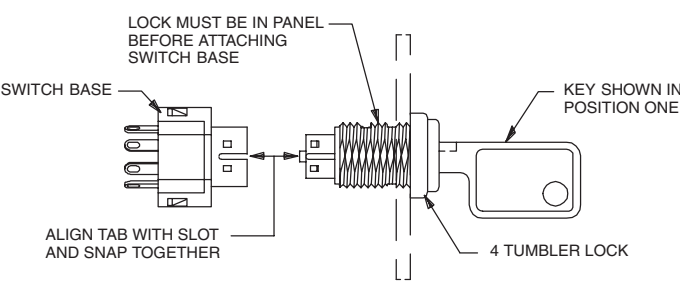
## 4 Tumbler Miniature Switchlocks

### MOUNTING STYLE

**N** WITH NUT



### Switch and Lock Assembly Instructions




**NOTE:** Switch installation is permanent. Switch cannot be removed from lock after assembly. Attempts to separate switch and lock may damage switch.

### CONTACT MATERIAL

OPTION CODE	RoHS COMPLIANT*	RoHS COMPATIBLE*	CONTACT AND TERMINAL MATERIAL	RATING	
<b>Q</b>	YES	YES	SILVER <sup>2</sup>	POWER	4 AMPS @ 125 V AC or 28 V DC; 2 AMPS @ 250 V AC (UL/CSA).
<b>B</b>	YES	YES	GOLD <sup>1</sup>	LOW LEVEL/DRY CIRCUIT	0.4 VA MAX. @ 20 V AC or DC MAX.

\* Note: See Technical Data section of this catalog for RoHS compliant and compatible definitions and specifications.

<sup>1</sup> CONTACTS & TERMINALS: Copper, with gold plate over nickel plate.  
<sup>2</sup> CONTACTS & TERMINALS: Copper, silver plated (standard with all termination options).

All models  with all options when ordered with 'Q' contact material.

### AVAILABLE HARDWARE



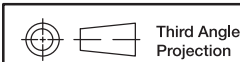
Key Code: 0029  
**PART NO. (ONE KEY)**  
**960B10029**

**Material:** Brass  
**Finish:** Nickel plate



L

Switchlock



Dimensions are shown: Inch (mm)  
Specifications and dimensions subject to change