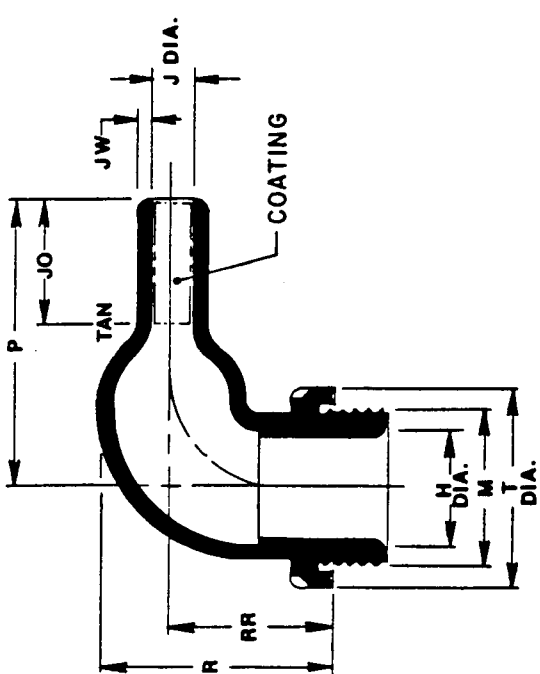


REVISIONS			
LTR	DESCRIPTION	DATE	APPROVED
A	REV'D DIMS PER SLJ	12-06-82	CS 200 SLJ



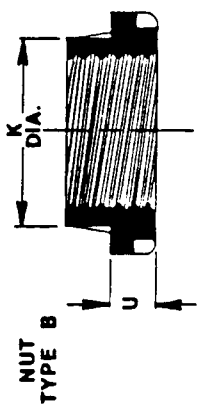
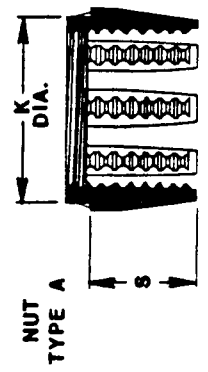
**ORDERING INFORMATION:**

Base part number \_\_\_\_\_  
 Feedthrough material \_\_\_\_\_  
 -3 = Polyolefin, semi-rigid, RT-301  
 Nut option \_\_\_\_\_  
 Add -01 if Type B nut is required  
 Coating option \_\_\_\_\_  
 Add /42 if S-1017 adhesive is required

PART NUMBER	H Ref	J Min	J Max	JO ±10%	K Ref	H Thread	P ±10%	RR ±10%	S ±10%	T Ref	U ±10%	JW ±20%
227W213	.47	.73	.25	.28	.91	.79	1.06	1.83	1.51	.51	1.26	.39
227W223	.79	1.00	.33	.50	1.30	1.18	1.72	2.16	1.68	.63	1.65	.39
227W234	1.22	1.50	.59	1.26	1.81	1.65	2.98	2.86	2.12	.71	2.28	.39
227W245	1.77	2.10	.80	1.60	2.34	2.20	3.84	3.38	2.44	.71	2.80	.39
227W256	2.68	3.00	.92	2.22	3.31	3.15	5.04	3.90	2.71	.71	3.82	.39

**NOTES:**

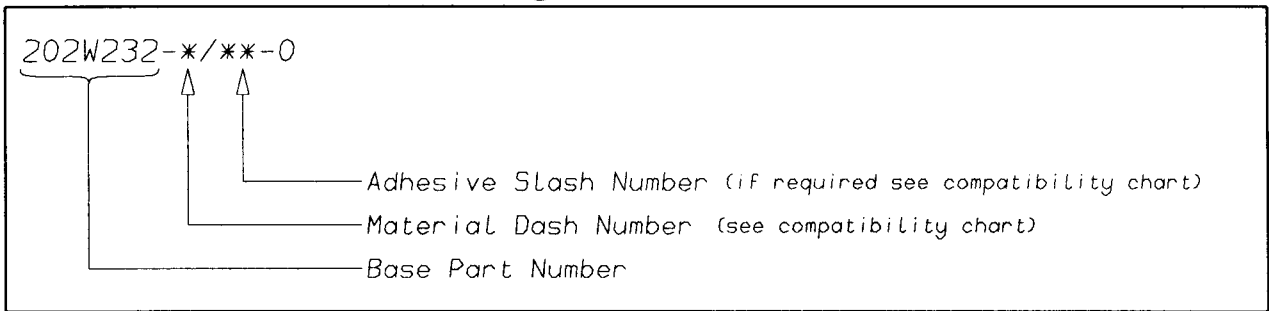
- Dimensions are in inches.
- Dimensions appearing in table are as follows:  
 a = As supplied  
 b = After unrestricted recovery
- Nut type is optional. Type A nut is supplied with part unless Type B is specified. (See ordering info.)



**SPECIFICATION CONTROL DRAWING (LIMITED DISTRIBUTION)**

Raychem		RAYCHEM CORPORATION 300 CONSTITUTION DRIVE MENLO PARK, CALIFORNIA 94025	
TITLE 90° FEEDTHROUGH		NO. 00000	
DRAWN S. Allen		DWG. NO. 227W213 thru 256	
CHECKED A. H. H. 8-11-77		SCALE 1:1	
DESIGN APP'D		SIZE B	
MFG APP'D		PROJECT	
QC APP'D		DO NOT SCALE THIS DRAWING	
MKTG APP'D		SHEET 1 OF 1	

## Ordering Information



## COMPATIBILITY CHART

MATERIAL DASH NUMBER	MATERIAL DESCRIPTION	COATING SLASH NUMBER
-3	POLYOLEFIN, SEMI-RIGID	/42, /86
-4	POLYOLEFIN, FLEXIBLE	/42, /86
-25	ELASTOMER, FLUID RESISTANT	/86, /225

AS SUPPLIED DIMENSIONS ARE FOR UNCOATED PARTS,  
WHEN COATING IS ADDED, ENTRY DIAMETERS WILL REDUCE BY 1.5mm MAX.

POTTING PORTS ARE OPTIONAL  
WHEN SPECIFIED BY SUFFIX "-00"  
THEY WILL BE LOCATED AS SHOWN

Raychem  
Electronics OEM Division Europe  
Swindon, Wiltshire, England.  
Telephone: (01793) 528171 Fax: 573923