

4

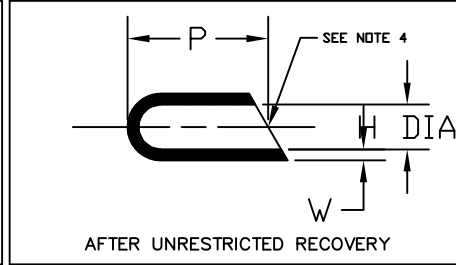
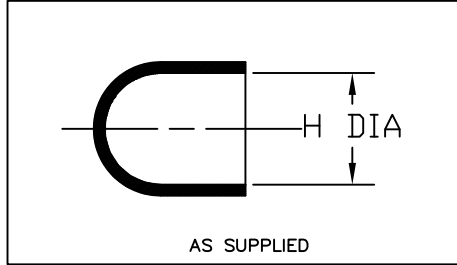
3

2

1

NOTES

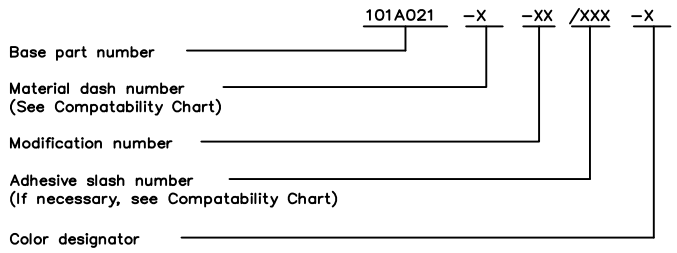
- 1. All dimensions are in $\frac{\text{inches}}{\text{[millimeters]}}$
- 2. Dimensions appearing in table are as follows:
 - a - As Supplied
 - b - After Unrestricted Recovery
- 3. Coating is optional. As supplied dimensions appearing in table are for uncoated parts. When coating is added, entry diameters will be reduced by .06 max.
- 4. Recovered parts may have angularity of 30° - 45°.



DIMENSIONING AND TOLERANCING PER ASME Y14.5M (ISO STANDARDS)		
REVISIONS		
LTR	DESCRIPTION	DATE
U2	RELEASE PER ECO-12-002474	02/07/2012

PART NUMBER	H		P	W
	Min a	Max b	Min b	±20% b
101A011	.20 [5,1]	.08 [2,0]	.90 [22,9]	.04 [1,02]
101A021	.29 [7,4]	.13 [3,3]	1.00 [25,4]	.05 [1,27]
101A031	.40 [10,2]	.18 [4,6]	1.20 [30,5]	.06 [1,52]
101A041	.60 [15,2]	.25 [6,4]	1.60 [40,6]	.07 [1,78]
101A052	.81 [20,6]	.37 [9,4]	2.40 [61,0]	.08 [2,03]
101A062	1.00 [25,4]	.45 [11,4]	2.70 [68,6]	.09 [2,29]
101A073	1.55 [39,4]	.71 [18,0]	3.60 [91,4]	.10 [2,54]
101A083	2.00 [50,8]	.90 [22,9]	4.00 [101,6]	.11 [2,79]
101A094	3.30 [83,8]	1.50 [38,1]	4.50 [114,3]	.12 [3,05]

ORDERING INFORMATION



* Color code based on SAE-AMS-DTL-23053
 * not all colors available for this molded part.

Raychem Molded Parts
CUSTOMER DRAWING

THIS DRAWING AND THE INFORMATION SET FORTH HEREON ARE THE PROPERTY OF TYCO ELECTRONICS CORPORATION, AND ARE TO BE HELD IN TRUST AND CONFIDENCE. PUBLICATION, DUPLICATION, DISCLOSURE OR USE FOR ANY PURPOSE NOT EXPRESSLY AUTHORIZED IN WRITING BY TYCO ELECTRONICS CORPORATION IS PROHIBITED.

MATERIAL DASH NO.	MATERIAL DESCRIPTION	RT SPEC	ADHESIVE SLASH NO.	ADHESIVE S NUMBER
-3	Polyolefin, Semi-rigid	RT-301	/42; /86	S-1017; S-1048
-4	Polyolefin, Flexible	RT-1304	/42; /86	S-1017; S-1048
-12	*VITON, Flexible	RT-1312	N/A	N/A
-25	Elastomer, Fluid Resistant	RT-1325	/86; /225	S-1048; S-1206
-100	Polyolefin, Semi-flexible	RT-1323		

UNLESS OTHERWISE SPECIFIED DIMENSIONS ARE METRIC AND INCHES ARE IN BRACKETS. DECIMAL TOLERANCES XXX ± 0.13 (.005) XX ± 0.25 (.01) X ± 0.50 (.10) ANGLE TOLERANCE .X ± 1 DEG.	DRAWN M. Mazariegos 01/31/12	APPROVED D. Hurrell 02/01/12	 TE Connectivity
	RPN		
TYCO ELECTRONICS RESERVES THE RIGHT TO AMEND THIS DRAWING AT ANY TIME. USERS SHOULD EVALUATE THE SUITABILITY OF THE PRODUCT FOR THEIR APPLICATION.	CAD FILE: 101A011thru094_CD	THIRD ANGLE PROJECTION	
© 2012 Tyco Electronics Corporation. All rights reserved.	SIZE B	CODE IDENT. NO. 06090	DWG. NO. 101A011thru094
	DO NOT SCALE THIS DRAWING		SHEET 1 OF 1

4 ZEROHAL™

3

2

1