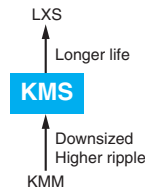


KMS Series

- For solar power generation
- Endurance with ripple current : 105°C 3,000 hours
- Rated voltage range : 160 to 500V
- Capacitance range : 47 to 3,300μF
- Non solvent resistant type
- RoHS Compliant



500V Lineup!

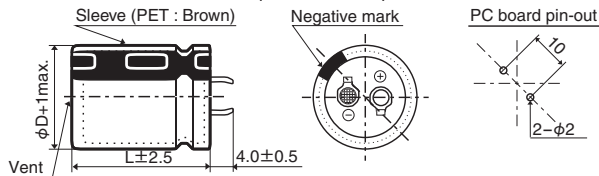


◆ SPECIFICATIONS

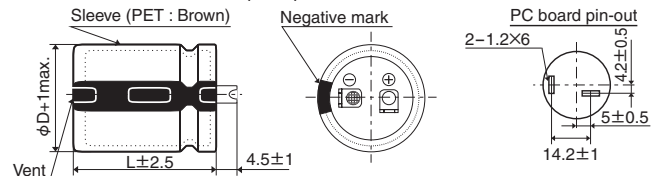
Items	Characteristics	
Category	-25 to +105°C	
Temperature Range		
Rated Voltage Range	160 to 500V _{dc}	
Capacitance Tolerance	±20% (M) (at 20°C, 120Hz)	
Leakage Current	I ≤ 3√CV Where, I : Max. leakage current (μA), C : Nominal capacitance (μF), V : Rated voltage (V) (at 20°C after 5 minutes)	
Dissipation Factor (tanδ)	Rated voltage (V _{dc})	160 to 400V 420 to 500V
	tanδ (Max.)	0.15 0.20 (at 20°C, 120Hz)
Low Temperature Characteristics (Max. Impedance Ratio)	Rated voltage (V _{dc})	160 to 400V 420 to 500V
	Z(-25°C)/Z(+20°C)	4 8 (at 120Hz)
Endurance	The following specifications shall be satisfied when the capacitors are restored to 20°C after subjected to DC voltage with the rated ripple current is applied (the peak voltage shall not exceed the rated voltage) for 3,000 hours at 105°C.	
	Capacitance change	≤ ±20% of the initial value
	D.F. (tanδ)	≤ 200% of the initial specified value
Shelf Life	The following specifications shall be satisfied when the capacitors are restored to 20°C after exposing them for 1,000 hours at 105°C without voltage applied. Before the measurement, the capacitor shall be preconditioned by applying voltage according to Item 4.1 of JIS C 5101-4.	
	Capacitance change	≤ ±15% of the initial value
	D.F. (tanδ)	≤ 150% of the initial specified value
	Leakage current	≤ The initial specified value

◆ DIMENSIONS [mm]

- Terminal Code : VS (φ22 to φ35) : Standard

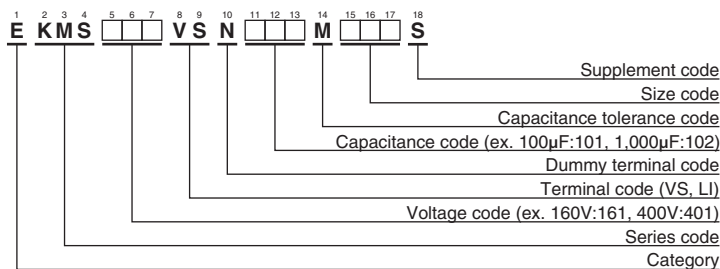


- Terminal Code : LI (φ35)



The standard design has no plastic disc.

◆ PART NUMBERING SYSTEM



Please refer to "Product code guide (snap-in type)"

◆STANDARD RATINGS

WV (V _{dc})	Cap (μF)	Case size φD×L(mm)	tanδ	Rated ripple current (Arms/105°C, 120Hz)	Part No.	WV (V _{dc})	Cap (μF)	Case size φD×L(mm)	tanδ	Rated ripple current (Arms/105°C, 120Hz)	Part No.
400	390	25.4×50	0.15	1.66	EKMS401VSN391MQ50S	450	180	25.4×35	0.20	1.06	EKMS451VSN181MQ35S
	390	30×35	0.15	1.61	EKMS401VSN391MR35S		180	30×25	0.20	1.06	EKMS451VSN181MR25S
	470	30×40	0.15	1.82	EKMS401VSN471MR40S		220	22×50	0.20	1.20	EKMS451VSN221MP50S
	470	35×30	0.15	1.85	EKMS401VSN471MA30S		220	25.4×40	0.20	1.20	EKMS451VSN221MQ40S
	560	30×45	0.15	2.04	EKMS401VSN561MR45S		220	30×30	0.20	1.18	EKMS451VSN221MR30S
	560	30×50	0.15	2.07	EKMS401VSN561MR50S		220	35×25	0.20	1.24	EKMS451VSN221MA25S
	560	35×35	0.15	2.05	EKMS401VSN561MA35S		270	25.4×45	0.20	1.36	EKMS451VSN271MQ45S
	680	35×40	0.15	2.34	EKMS401VSN681MA40S		270	25.4×50	0.20	1.38	EKMS451VSN271MQ50S
	680	35×45	0.15	2.40	EKMS401VSN681MA45S		270	30×35	0.20	1.34	EKMS451VSN271MR35S
	820	35×50	0.15	2.69	EKMS401VSN821MA50S		270	35×30	0.20	1.40	EKMS451VSN271MA30S
420	100	22×25	0.20	0.70	EKMS421VSN101MP25S	500	330	30×40	0.20	1.52	EKMS451VSN331MQ40S
	120	22×30	0.20	0.81	EKMS421VSN121MP30S		390	30×45	0.20	1.70	EKMS451VSN391MR45S
	120	25.4×25	0.20	0.81	EKMS421VSN121MQ25S		390	30×50	0.20	1.73	EKMS451VSN391MR50S
	150	22×35	0.20	0.93	EKMS421VSN151MP35S		390	35×35	0.20	1.71	EKMS451VSN391MA35S
	180	22×40	0.20	1.04	EKMS421VSN181MP40S		470	35×40	0.20	1.95	EKMS451VSN471MA40S
	180	25.4×30	0.20	1.02	EKMS421VSN181MQ30S		470	35×45	0.20	1.99	EKMS451VSN471MA45S
	180	30×25	0.20	1.06	EKMS421VSN181MR25S		560	35×50	0.20	2.22	EKMS451VSN561MA50S
	220	22×45	0.20	1.17	EKMS421VSN221MP45S		47	22×25	0.20	0.51	EKMS501VSN470MP25S
	220	22×50	0.20	1.20	EKMS421VSN221MP50S		56	22×30	0.20	0.58	EKMS501VSN560MP30S
	220	25.4×35	0.20	1.18	EKMS421VSN221MQ35S		68	25.4×25	0.20	0.65	EKMS501VSN680MQ25S
	220	30×30	0.20	1.18	EKMS421VSN221MR30S	82	22×35	0.20	0.72	EKMS501VSN820MP35S	
	270	25.4×40	0.20	1.33	EKMS421VSN271MQ40S	82	25.4×30	0.20	0.74	EKMS501VSN820MQ30S	
	270	25.4×45	0.20	1.36	EKMS421VSN271MQ45S	100	22×45	0.20	0.83	EKMS501VSN101MP45S	
	270	35×25	0.20	1.38	EKMS421VSN271MA25S	100	30×25	0.20	0.82	EKMS501VSN101MR25S	
	330	25.4×50	0.20	1.52	EKMS421VSN331MQ50S	120	22×50	0.20	0.93	EKMS501VSN121MP50S	
	330	30×35	0.20	1.48	EKMS421VSN331MR35S	120	25.4×35	0.20	0.93	EKMS501VSN121MQ35S	
	330	30×40	0.20	1.52	EKMS421VSN331MR40S	120	30×30	0.20	0.91	EKMS501VSN121MR30S	
	330	35×30	0.20	1.55	EKMS421VSN331MA30S	150	25.4×45	0.20	1.08	EKMS501VSN151MQ45S	
	390	30×45	0.20	1.70	EKMS421VSN391MR45S	150	30×35	0.20	1.04	EKMS501VSN151MR35S	
	390	35×35	0.20	1.71	EKMS421VSN391MA35S	150	35×25	0.20	0.99	EKMS501VSN151MA25S	
470	30×50	0.20	1.90	EKMS421VSN471MR50S	180	25.4×50	0.20	1.20	EKMS501VSN181MQ50S		
470	35×40	0.20	1.95	EKMS421VSN471MA40S	180	30×40	0.20	1.17	EKMS501VSN181MR40S		
560	35×45	0.20	2.17	EKMS421VSN561MA45S	180	35×30	0.20	1.10	EKMS501VSN181MA30S		
680	35×50	0.20	2.45	EKMS421VSN681MA50S	220	30×45	0.20	1.33	EKMS501VSN221MR45S		
450	82	22×25	0.20	0.64	EKMS451VSN820MP25S	220	35×35	0.20	1.23	EKMS501VSN221MA35S	
	120	22×30	0.20	0.81	EKMS451VSN121MP30S	270	30×50	0.20	1.50	EKMS501VSN271MR50S	
	120	22×35	0.20	0.83	EKMS451VSN121MP35S	270	35×40	0.20	1.42	EKMS501VSN271MA40S	
	120	25.4×25	0.20	0.81	EKMS451VSN121MQ25S	330	35×45	0.20	1.60	EKMS501VSN331MA45S	
	150	22×40	0.20	0.94	EKMS451VSN151MP40S	390	35×50	0.20	1.78	EKMS501VSN391MA50S	
	150	25.4×30	0.20	0.93	EKMS451VSN151MQ30S	470	35×60	0.20	2.03	EKMS501VSN471MA60S	
	180	22×45	0.20	1.06	EKMS451VSN181MP45S						

◆RATED RIPPLE CURRENT MULTIPLIERS

●Frequency Multipliers

Frequency(Hz)	50	120	300	1k	10k	50k
160 to 250V _{dc}	0.81	1.00	1.17	1.32	1.45	1.50
315 to 450V _{dc}	0.77	1.00	1.16	1.30	1.41	1.43
500V _{dc}	0.70	1.00	1.16	1.30	1.41	1.43

The endurance of capacitors is reduced with internal heating produced by ripple current at the rate of halving the lifetime with every 5°C rise.

When long life performance is required in actual use, the rms ripple current has to be reduced.