THIS DRAWING IS UNPUBLISHED. RELEASED FOR PUBLICATION -,- .
© COPYRIGHT - By - ALL RIGHTS RESERVED.

LOC	DIST
AD	00

REVISIONS

P	LTR	DESCRIPTION	DATE	DWN	APVD
	M2	REVISED PER ECO-11-004820	11MAR11	RK	HMR

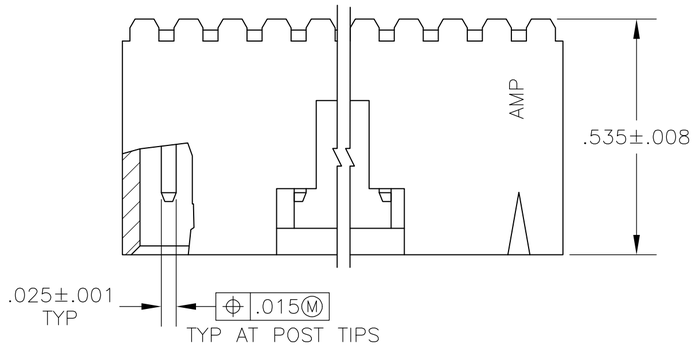

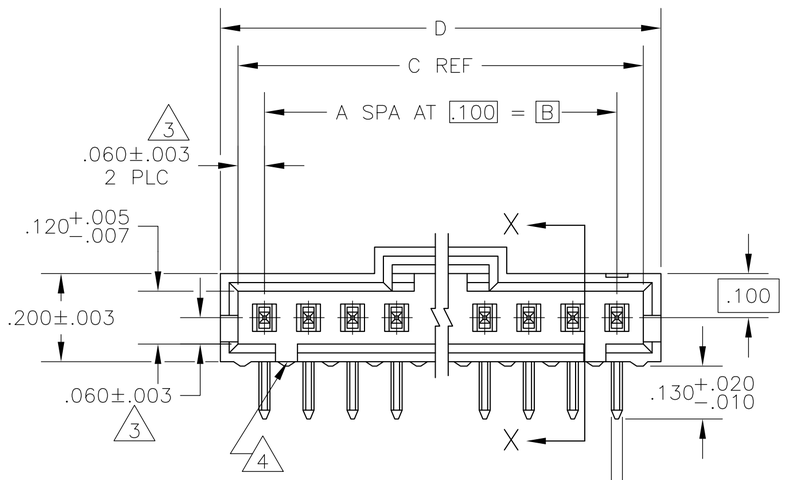

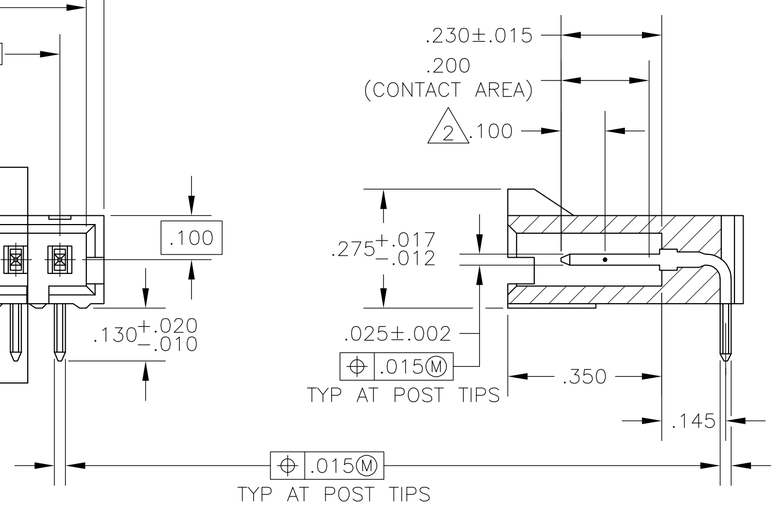

SECTION X–X

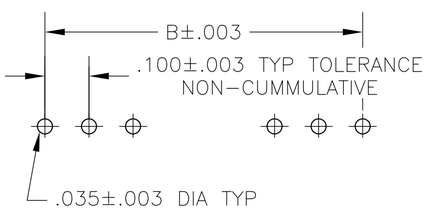

RECOMMENDED HOLE LAYOUT

1. .000030 GOLD IN THE CONTACT AREA, .000100–.000200 MATTE TIN–LEAD ON THE SOLDER TAIL, ALL OVER .000050 NICKEL
2. POINT OF MEASUREMENT FOR PLATING THICKNESS
3. THE NOTED DIMENSIONS APPLY FROM THE BASIC DIMENSION LINE (NOT THE POST CENTERLINE) TO THE SURFACE INDICATED
4. ON ASSEMBLIES WITH FOUR OR MORE POSITIONS, TWO POLARIZATION SLOTS. ON ASSEMBLIES WITH TWO OR THREE POSITIONS, ONE POLARIZATION SLOT.
5. OBSOLETE PARTS: OBSOLETE CIS STREAMLINING PER D.RENAUD/D.SINISI

	D	C	B	A	NO OF POS	ASSEMBLY PART NUMBER
5 SUPERSEDED BY 7-104935-4	2.600	2.520	2.400	24	25	2-103906-4
	2.500	2.420	2.300	23	24	2-103906-3
5 SUPERSEDED BY 7-104935-2	2.400	2.320	2.200	22	23	2-103906-2
5 SUPERSEDED BY 7-104935-1	2.300	2.220	2.100	21	22	2-103906-1
5 SUPERSEDED BY 7-104935-0	2.200	2.120	2.000	20	21	2-103906-0
	2.100	2.020	1.900	19	20	1-103906-9
5 SUPERSEDED BY 6-104935-8	2.000	1.920	1.800	18	19	1-103906-8
5 SUPERSEDED BY 6-104935-7	1.900	1.820	1.700	17	18	1-103906-7
5 SUPERSEDED BY 6-104935-6	1.800	1.720	1.600	16	17	1-103906-6
	1.700	1.620	1.500	15	16	1-103906-5
5 SUPERSEDED BY 6-104935-4	1.600	1.520	1.400	14	15	1-103906-4
	1.500	1.420	1.300	13	14	1-103906-3
5 SUPERSEDED BY 6-104935-2	1.400	1.320	1.200	12	13	1-103906-2
	1.300	1.220	1.100	11	12	1-103906-1
	1.200	1.120	1.000	10	11	1-103906-0
	1.100	1.020	.900	9	10	103906-9
	1.000	.920	.800	8	9	103906-8
	.900	.820	.700	7	8	103906-7
	.800	.720	.600	6	7	103906-6
	.700	.620	.500	5	6	103906-5
	.600	.520	.400	4	5	103906-4
	.500	.420	.300	3	4	103906-3
	.400	.320	.200	2	3	103906-2
	.300	.220	.100	1	2	103906-1

103906

THIS DRAWING IS A CONTROLLED DOCUMENT.

DIMENSIONS: INCHES

TOLERANCES UNLESS OTHERWISE SPECIFIED:
0 PLC ± –
1 PLC ± –
2 PLC ± –
3 PLC ± .005
4 PLC ± –
ANGLES ± –

MATERIAL
HOUSING: FLAME RETARDANT THERMOPLASTIC, COLOR–BLACK
CONTACTS: BRASS

FINISH
POST: 1

DWN LA MAYER 4-30-86
CHK P deJONG 4-30-86
APVD P deJONG 4-30-86
PRODUCT SPEC 108-25034
APPLICATION SPEC —
WEIGHT —

TE Connectivity

NAME
ASSY, AMPMODU MTE, HEADER, RIGHT ANGLE, SINGLE ROW, .100 C/L .025 SQ POST, WITH LATCH

SIZE	CAGE CODE	DRAWING NO	RESTRICTED TO
A2	00779	C-103906	—

CUSTOMER DRAWING | SCALE 4:1 | SHEET 1 OF 1 | REV M2