



Film Capacitors - Metallized Polyester (MKT)

Series/Type: B32520 ... B32529

The following products presented in this data sheet are being withdrawn.
Please see the next 4 pages.

| Ordering Code | Substitute Product | Date of Withdrawal | Deadline Last Orders | Last Shipments |
|-----------------|--------------------|--------------------|----------------------|----------------|
| B32529D0475M289 | B32529D5475M289 | 04.04.2014 | 15.07.2014 | 15.10.2014 |
| B32529D0475M189 | B32529D5475M189 | 04.04.2014 | 15.07.2014 | 15.10.2014 |
| B32529D0475M000 | B32529D5475M000 | 04.04.2014 | 15.07.2014 | 15.10.2014 |
| B32529D0335M289 | B32529D5335M289 | 04.04.2014 | 15.07.2014 | 15.10.2014 |
| B32529D0335M189 | B32529D5335M189 | 04.04.2014 | 15.07.2014 | 15.10.2014 |
| B32529D0335M000 | B32529D5335M000 | 04.04.2014 | 15.07.2014 | 15.10.2014 |
| B32529D0335K289 | B32529D5335K289 | 04.04.2014 | 15.07.2014 | 15.10.2014 |
| B32529D0335K189 | B32529D5335K189 | 04.04.2014 | 15.07.2014 | 15.10.2014 |
| B32529D0335K000 | B32529D5335K000 | 04.04.2014 | 15.07.2014 | 15.10.2014 |
| B32529D0335J289 | B32529D5335J289 | 04.04.2014 | 15.07.2014 | 15.10.2014 |
| B32529D0335J189 | B32529D5335J189 | 04.04.2014 | 15.07.2014 | 15.10.2014 |
| B32529D0335J000 | B32529D5335J000 | 04.04.2014 | 15.07.2014 | 15.10.2014 |
| B32520C6682M289 | B32529C6682M289 | 30.05.2014 | 31.08.2014 | 30.11.2014 |
| B32520C6682M189 | B32529C6682M189 | 30.05.2014 | 31.08.2014 | 30.11.2014 |
| B32520C6682M000 | B32529C6682M000 | 30.05.2014 | 31.08.2014 | 30.11.2014 |
| B32520C6682K289 | B32529C6682K289 | 30.05.2014 | 31.08.2014 | 30.11.2014 |
| B32520C6682K189 | B32529C6682K189 | 30.05.2014 | 31.08.2014 | 30.11.2014 |
| B32520C6682K000 | B32529C6682K000 | 30.05.2014 | 31.08.2014 | 30.11.2014 |
| B32520C6682J289 | B32529C6682J289 | 30.05.2014 | 31.08.2014 | 30.11.2014 |
| B32520C6682J189 | B32529C6682J189 | 30.05.2014 | 31.08.2014 | 30.11.2014 |
| B32520C6682J000 | B32529C6682J000 | 30.05.2014 | 31.08.2014 | 30.11.2014 |
| B32520C6472M289 | B32529C6472M289 | 30.05.2014 | 31.08.2014 | 30.11.2014 |
| B32520C6472M189 | B32529C6472M189 | 30.05.2014 | 31.08.2014 | 30.11.2014 |
| B32520C6472M000 | B32529C6472M000 | 30.05.2014 | 31.08.2014 | 30.11.2014 |
| B32520C6472K289 | B32529C6472K289 | 30.05.2014 | 31.08.2014 | 30.11.2014 |
| B32520C6472K189 | B32529C6472K189 | 30.05.2014 | 31.08.2014 | 30.11.2014 |
| B32520C6472K000 | B32529C6472K000 | 30.05.2014 | 31.08.2014 | 30.11.2014 |
| B32520C6472J289 | B32529C6472J289 | 30.05.2014 | 31.08.2014 | 30.11.2014 |
| B32520C6472J189 | B32529C6472J189 | 30.05.2014 | 31.08.2014 | 30.11.2014 |
| B32520C6472J000 | B32529C6472J000 | 30.05.2014 | 31.08.2014 | 30.11.2014 |
| B32520C6332M289 | B32529C6332M289 | 30.05.2014 | 31.08.2014 | 30.11.2014 |
| B32520C6332M189 | B32529C6332M189 | 30.05.2014 | 31.08.2014 | 30.11.2014 |
| B32520C6332M000 | B32529C6332M000 | 30.05.2014 | 31.08.2014 | 30.11.2014 |
| B32520C6332K289 | B32529C6332K289 | 30.05.2014 | 31.08.2014 | 30.11.2014 |
| B32520C6332K189 | B32529C6332K189 | 30.05.2014 | 31.08.2014 | 30.11.2014 |
| B32520C6332K000 | B32529C6332K000 | 30.05.2014 | 31.08.2014 | 30.11.2014 |
| B32520C6332J289 | B32529C6332J289 | 30.05.2014 | 31.08.2014 | 30.11.2014 |
| B32520C6332J189 | B32529C6332J189 | 30.05.2014 | 31.08.2014 | 30.11.2014 |
| B32520C6332J000 | B32529C6332J000 | 30.05.2014 | 31.08.2014 | 30.11.2014 |
| B32520C6222M289 | B32529C6222M289 | 30.05.2014 | 31.08.2014 | 30.11.2014 |
| B32520C6222M189 | B32529C6222M189 | 30.05.2014 | 31.08.2014 | 30.11.2014 |
| B32520C6222M000 | B32529C6222M000 | 30.05.2014 | 31.08.2014 | 30.11.2014 |
| B32520C6222K289 | B32529C6222K289 | 30.05.2014 | 31.08.2014 | 30.11.2014 |
| B32520C6222K189 | B32529C6222K189 | 30.05.2014 | 31.08.2014 | 30.11.2014 |
| B32520C6222K000 | B32529C6222K000 | 30.05.2014 | 31.08.2014 | 30.11.2014 |
| B32520C6222J289 | B32529C6222J289 | 30.05.2014 | 31.08.2014 | 30.11.2014 |
| B32520C6222J189 | B32529C6222J189 | 30.05.2014 | 31.08.2014 | 30.11.2014 |

| Ordering Code | Substitute Product | Date of Withdrawal | Deadline Last Orders | Last Shipments |
|-----------------|--------------------|--------------------|----------------------|----------------|
| B32520C6222J000 | B32529C6222J000 | 30.05.2014 | 31.08.2014 | 30.11.2014 |
| B32520C6152M289 | B32529C6152M289 | 30.05.2014 | 31.08.2014 | 30.11.2014 |
| B32520C6152M189 | B32529C6152M189 | 30.05.2014 | 31.08.2014 | 30.11.2014 |
| B32520C6152M000 | B32529C6152M000 | 30.05.2014 | 31.08.2014 | 30.11.2014 |
| B32520C6152K289 | B32529C6152K289 | 30.05.2014 | 31.08.2014 | 30.11.2014 |
| B32520C6152K189 | B32529C6152K189 | 30.05.2014 | 31.08.2014 | 30.11.2014 |
| B32520C6152K000 | B32529C6152K000 | 30.05.2014 | 31.08.2014 | 30.11.2014 |
| B32520C6152J289 | B32529C6152J289 | 30.05.2014 | 31.08.2014 | 30.11.2014 |
| B32520C6152J189 | B32529C6152J189 | 30.05.2014 | 31.08.2014 | 30.11.2014 |
| B32520C6152J000 | B32529C6152J000 | 30.05.2014 | 31.08.2014 | 30.11.2014 |
| B32520C6103M289 | B32529C6103M289 | 30.05.2014 | 31.08.2014 | 30.11.2014 |
| B32520C6103M189 | B32529C6103M189 | 30.05.2014 | 31.08.2014 | 30.11.2014 |
| B32520C6103M000 | B32529C6103M000 | 30.05.2014 | 31.08.2014 | 30.11.2014 |
| B32520C6103K289 | B32529C6103K289 | 30.05.2014 | 31.08.2014 | 30.11.2014 |
| B32520C6103K189 | B32529C6103K189 | 30.05.2014 | 31.08.2014 | 30.11.2014 |
| B32520C6103K000 | B32529C6103K000 | 30.05.2014 | 31.08.2014 | 30.11.2014 |
| B32520C6103J289 | B32529C6103J289 | 30.05.2014 | 31.08.2014 | 30.11.2014 |
| B32520C6103J189 | B32529C6103J189 | 30.05.2014 | 31.08.2014 | 30.11.2014 |
| B32520C6103J000 | B32529C6103J000 | 30.05.2014 | 31.08.2014 | 30.11.2014 |
| B32520C6102M289 | B32529C6102M289 | 30.05.2014 | 31.08.2014 | 30.11.2014 |
| B32520C6102M189 | B32529C6102M189 | 30.05.2014 | 31.08.2014 | 30.11.2014 |
| B32520C6102M000 | B32529C6102M000 | 30.05.2014 | 31.08.2014 | 30.11.2014 |
| B32520C6102K289 | B32529C6102K289 | 30.05.2014 | 31.08.2014 | 30.11.2014 |
| B32520C6102K189 | B32529C6102K189 | 30.05.2014 | 31.08.2014 | 30.11.2014 |
| B32520C6102K000 | B32529C6102K000 | 30.05.2014 | 31.08.2014 | 30.11.2014 |
| B32520C6102J289 | B32529C6102J289 | 30.05.2014 | 31.08.2014 | 30.11.2014 |
| B32520C6102J189 | B32529C6102J189 | 30.05.2014 | 31.08.2014 | 30.11.2014 |
| B32520C6102J000 | B32529C6102J000 | 30.05.2014 | 31.08.2014 | 30.11.2014 |
| B32520C3473M289 | B32529C3473M289 | 30.05.2014 | 31.08.2014 | 30.11.2014 |
| B32520C3473M189 | B32529C3473M189 | 30.05.2014 | 31.08.2014 | 30.11.2014 |
| B32520C3473M000 | B32529C3473M000 | 30.05.2014 | 31.08.2014 | 30.11.2014 |
| B32520C3473K289 | B32529C3473K289 | 30.05.2014 | 31.08.2014 | 30.11.2014 |
| B32520C3473K189 | B32529C3473K189 | 30.05.2014 | 31.08.2014 | 30.11.2014 |
| B32520C3473K000 | B32529C3473K000 | 30.05.2014 | 31.08.2014 | 30.11.2014 |
| B32520C3473J289 | B32529C3473J289 | 30.05.2014 | 31.08.2014 | 30.11.2014 |
| B32520C3473J189 | B32529C3473J189 | 30.05.2014 | 31.08.2014 | 30.11.2014 |
| B32520C3473J000 | B32529C3473J000 | 30.05.2014 | 31.08.2014 | 30.11.2014 |
| B32520C3333M289 | B32529C3333M289 | 30.05.2014 | 31.08.2014 | 30.11.2014 |
| B32520C3333M189 | B32529C3333M189 | 30.05.2014 | 31.08.2014 | 30.11.2014 |
| B32520C3333M000 | B32529C3333M000 | 30.05.2014 | 31.08.2014 | 30.11.2014 |
| B32520C3333K289 | B32529C3333K289 | 30.05.2014 | 31.08.2014 | 30.11.2014 |
| B32520C3333K189 | B32529C3333K189 | 30.05.2014 | 31.08.2014 | 30.11.2014 |
| B32520C3333K000 | B32529C3333K000 | 30.05.2014 | 31.08.2014 | 30.11.2014 |
| B32520C3333J289 | B32529C3333J289 | 30.05.2014 | 31.08.2014 | 30.11.2014 |
| B32520C3333J189 | B32529C3333J189 | 30.05.2014 | 31.08.2014 | 30.11.2014 |
| B32520C3333J000 | B32529C3333J000 | 30.05.2014 | 31.08.2014 | 30.11.2014 |
| B32520C3223M289 | B32529C3223M289 | 30.05.2014 | 31.08.2014 | 30.11.2014 |

| Ordering Code | Substitute Product | Date of Withdrawal | Deadline Last Orders | Last Shipments |
|-----------------|--------------------|--------------------|----------------------|----------------|
| B32520C3223M189 | B32529C3223M189 | 30.05.2014 | 31.08.2014 | 30.11.2014 |
| B32520C3223M000 | B32529C3223M000 | 30.05.2014 | 31.08.2014 | 30.11.2014 |
| B32520C3223K289 | B32529C3223K289 | 30.05.2014 | 31.08.2014 | 30.11.2014 |
| B32520C3223K189 | B32529C3223K189 | 30.05.2014 | 31.08.2014 | 30.11.2014 |
| B32520C3223K000 | B32529C3223K000 | 30.05.2014 | 31.08.2014 | 30.11.2014 |
| B32520C3223J289 | B32529C3223J289 | 30.05.2014 | 31.08.2014 | 30.11.2014 |
| B32520C3223J189 | B32529C3223J189 | 30.05.2014 | 31.08.2014 | 30.11.2014 |
| B32520C3223J000 | B32529C3223J000 | 30.05.2014 | 31.08.2014 | 30.11.2014 |
| B32520C3153M289 | B32529C3153M289 | 30.05.2014 | 31.08.2014 | 30.11.2014 |
| B32520C3153M189 | B32529C3153M189 | 30.05.2014 | 31.08.2014 | 30.11.2014 |
| B32520C3153M000 | B32529C3153M000 | 30.05.2014 | 31.08.2014 | 30.11.2014 |
| B32520C3153K289 | B32529C3153K289 | 30.05.2014 | 31.08.2014 | 30.11.2014 |
| B32520C3153K189 | B32529C3153K189 | 30.05.2014 | 31.08.2014 | 30.11.2014 |
| B32520C3153K000 | B32529C3153K000 | 30.05.2014 | 31.08.2014 | 30.11.2014 |
| B32520C3153J289 | B32529C3153J289 | 30.05.2014 | 31.08.2014 | 30.11.2014 |
| B32520C3153J189 | B32529C3153J189 | 30.05.2014 | 31.08.2014 | 30.11.2014 |
| B32520C3153J000 | B32529C3153J000 | 30.05.2014 | 31.08.2014 | 30.11.2014 |
| B32520C1683M289 | B32529C1683M289 | 30.05.2014 | 31.08.2014 | 30.11.2014 |
| B32520C1683M189 | B32529C1683M189 | 30.05.2014 | 31.08.2014 | 30.11.2014 |
| B32520C1683M000 | B32529C1683M000 | 30.05.2014 | 31.08.2014 | 30.11.2014 |
| B32520C1683K289 | B32529C1683K289 | 30.05.2014 | 31.08.2014 | 30.11.2014 |
| B32520C1683K189 | B32529C1683K189 | 30.05.2014 | 31.08.2014 | 30.11.2014 |
| B32520C1683K000 | B32529C1683K000 | 30.05.2014 | 31.08.2014 | 30.11.2014 |
| B32520C1683J289 | B32529C1683J289 | 30.05.2014 | 31.08.2014 | 30.11.2014 |
| B32520C1683J189 | B32529C1683J189 | 30.05.2014 | 31.08.2014 | 30.11.2014 |
| B32520C1683J000 | B32529C1683J000 | 30.05.2014 | 31.08.2014 | 30.11.2014 |
| B32520C1473M289 | B32529C1473M289 | 30.05.2014 | 31.08.2014 | 30.11.2014 |
| B32520C1473M189 | B32529C1473M189 | 30.05.2014 | 31.08.2014 | 30.11.2014 |
| B32520C1473M000 | B32529C1473M000 | 30.05.2014 | 31.08.2014 | 30.11.2014 |
| B32520C1473K289 | B32529C1473K289 | 30.05.2014 | 31.08.2014 | 30.11.2014 |
| B32520C1473K189 | B32529C1473K189 | 30.05.2014 | 31.08.2014 | 30.11.2014 |
| B32520C1473K000 | B32529C1473K000 | 30.05.2014 | 31.08.2014 | 30.11.2014 |
| B32520C1473J289 | B32529C1473J289 | 30.05.2014 | 31.08.2014 | 30.11.2014 |
| B32520C1473J189 | B32529C1473J189 | 30.05.2014 | 31.08.2014 | 30.11.2014 |
| B32520C1473J000 | B32529C1473J000 | 30.05.2014 | 31.08.2014 | 30.11.2014 |
| B32520C1104M289 | B32529C1104M289 | 30.05.2014 | 31.08.2014 | 30.11.2014 |
| B32520C1104M189 | B32529C1104M189 | 30.05.2014 | 31.08.2014 | 30.11.2014 |
| B32520C1104M000 | B32529C1104M000 | 30.05.2014 | 31.08.2014 | 30.11.2014 |
| B32520C1104K289 | B32529C1104K289 | 30.05.2014 | 31.08.2014 | 30.11.2014 |
| B32520C1104K189 | B32529C1104K189 | 30.05.2014 | 31.08.2014 | 30.11.2014 |
| B32520C1104K000 | B32529C1104K000 | 30.05.2014 | 31.08.2014 | 30.11.2014 |
| B32520C1104J289 | B32529C1104J289 | 30.05.2014 | 31.08.2014 | 30.11.2014 |
| B32520C1104J189 | B32529C1104J189 | 30.05.2014 | 31.08.2014 | 30.11.2014 |
| B32520C1104J000 | B32529C1104J000 | 30.05.2014 | 31.08.2014 | 30.11.2014 |
| B32520C0683M289 | B32529C0683M289 | 30.05.2014 | 31.08.2014 | 30.11.2014 |
| B32520C0683M189 | B32529C0683M189 | 30.05.2014 | 31.08.2014 | 30.11.2014 |
| B32520C0683M000 | B32529C0683M000 | 30.05.2014 | 31.08.2014 | 30.11.2014 |

| Ordering Code | Substitute Product | Date of Withdrawal | Deadline Last Orders | Last Shipments |
|-----------------|--------------------|--------------------|----------------------|----------------|
| B32520C0683K289 | B32529C0683K289 | 30.05.2014 | 31.08.2014 | 30.11.2014 |
| B32520C0683K189 | B32529C0683K189 | 30.05.2014 | 31.08.2014 | 30.11.2014 |
| B32520C0683K000 | B32529C0683K000 | 30.05.2014 | 31.08.2014 | 30.11.2014 |
| B32520C0683J289 | B32529C0683J289 | 30.05.2014 | 31.08.2014 | 30.11.2014 |
| B32520C0683J189 | B32529C0683J189 | 30.05.2014 | 31.08.2014 | 30.11.2014 |
| B32520C0683J000 | B32529C0683J000 | 30.05.2014 | 31.08.2014 | 30.11.2014 |
| B32520C0334M289 | B32529C0334M289 | 30.05.2014 | 31.08.2014 | 30.11.2014 |
| B32520C0334M189 | B32529C0334M189 | 30.05.2014 | 31.08.2014 | 30.11.2014 |
| B32520C0334M000 | B32529C0334M000 | 30.05.2014 | 31.08.2014 | 30.11.2014 |
| B32520C0334K289 | B32529C0334K289 | 30.05.2014 | 31.08.2014 | 30.11.2014 |
| B32520C0334K189 | B32529C0334K189 | 30.05.2014 | 31.08.2014 | 30.11.2014 |
| B32520C0334K000 | B32529C0334K000 | 30.05.2014 | 31.08.2014 | 30.11.2014 |
| B32520C0334J289 | B32529C0334J289 | 30.05.2014 | 31.08.2014 | 30.11.2014 |
| B32520C0334J189 | B32529C0334J189 | 30.05.2014 | 31.08.2014 | 30.11.2014 |
| B32520C0334J000 | B32529C0334J000 | 30.05.2014 | 31.08.2014 | 30.11.2014 |
| B32520C0224M289 | B32529C0224M289 | 30.05.2014 | 31.08.2014 | 30.11.2014 |
| B32520C0224M189 | B32529C0224M189 | 30.05.2014 | 31.08.2014 | 30.11.2014 |
| B32520C0224M000 | B32529C0224M000 | 30.05.2014 | 31.08.2014 | 30.11.2014 |
| B32520C0224K289 | B32529C0224K289 | 30.05.2014 | 31.08.2014 | 30.11.2014 |
| B32520C0224K189 | B32529C0224K189 | 30.05.2014 | 31.08.2014 | 30.11.2014 |
| B32520C0224K000 | B32529C0224K000 | 30.05.2014 | 31.08.2014 | 30.11.2014 |
| B32520C0224J289 | B32529C0224J289 | 30.05.2014 | 31.08.2014 | 30.11.2014 |
| B32520C0224J189 | B32529C0224J189 | 30.05.2014 | 31.08.2014 | 30.11.2014 |
| B32520C0224J000 | B32529C0224J000 | 30.05.2014 | 31.08.2014 | 30.11.2014 |
| B32520C0154M289 | B32529C0154M289 | 30.05.2014 | 31.08.2014 | 30.11.2014 |
| B32520C0154M189 | B32529C0154M189 | 30.05.2014 | 31.08.2014 | 30.11.2014 |
| B32520C0154M000 | B32529C0154M000 | 30.05.2014 | 31.08.2014 | 30.11.2014 |
| B32520C0154K289 | B32529C0154K289 | 30.05.2014 | 31.08.2014 | 30.11.2014 |
| B32520C0154K189 | B32529C0154K189 | 30.05.2014 | 31.08.2014 | 30.11.2014 |
| B32520C0154K000 | B32529C0154K000 | 30.05.2014 | 31.08.2014 | 30.11.2014 |
| B32520C0154J289 | B32529C0154J289 | 30.05.2014 | 31.08.2014 | 30.11.2014 |
| B32520C0154J189 | B32529C0154J189 | 30.05.2014 | 31.08.2014 | 30.11.2014 |
| B32520C0154J000 | B32529C0154J000 | 30.05.2014 | 31.08.2014 | 30.11.2014 |
| B32520C0104M289 | B32529C0104M289 | 30.05.2014 | 31.08.2014 | 30.11.2014 |
| B32520C0104M189 | B32529C0104M189 | 30.05.2014 | 31.08.2014 | 30.11.2014 |
| B32520C0104M000 | B32529C0104M000 | 30.05.2014 | 31.08.2014 | 30.11.2014 |
| B32520C0104K289 | B32529C0104K289 | 30.05.2014 | 31.08.2014 | 30.11.2014 |
| B32520C0104K189 | B32529C0104K189 | 30.05.2014 | 31.08.2014 | 30.11.2014 |
| B32520C0104K000 | B32529C0104K000 | 30.05.2014 | 31.08.2014 | 30.11.2014 |
| B32520C0104J289 | B32529C0104J289 | 30.05.2014 | 31.08.2014 | 30.11.2014 |
| B32520C0104J189 | B32529C0104J189 | 30.05.2014 | 31.08.2014 | 30.11.2014 |
| B32520C0104J000 | B32529C0104J000 | 30.05.2014 | 31.08.2014 | 30.11.2014 |

For further information please contact your nearest EPCOS sales office, which will also support you in selecting a suitable substitute. The addresses of our worldwide sales network are presented at www.epcos.com/sales.

General purpose (stacked/wound)
Typical applications

- Blocking
- Coupling, decoupling
- Bypassing
- RFI for automotive

Climatic

- Max. operating temperature: 125 °C
- Climatic category (IEC 60068-1): 55/125/56

Construction

- Dielectric: polyethylene terephthalate (polyester, PET)
- Stacked-film technology for lead spacing 5 to 15 mm
= code C, D or E in digit 7 of ordering code
- Wound capacitor technology for lead spacing 10 to 37.5 mm
= code N, Q or R in digit 7 of ordering code
- Plastic case (UL 94 V-0)
- Epoxy resin sealing (UL 94 V-0)

Features

- High pulse strength
- High contact reliability
- RoHS-compatible
- Halogen-free capacitors available on request

Terminals

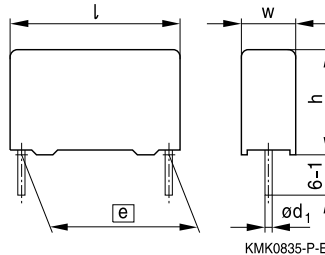
- Parallel wire leads, lead-free tinned
- Special lead lengths available on request

Marking

Manufacturer's logo,
rated capacitance (coded), cap. tolerance (code letter),
rated DC voltage, date of manufacture (coded),
coded type ("1") for lead spacing 5 mm,
series and lot number for lead spacing ≥ 10 mm

Delivery mode

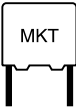
Bulk (untaped)
Taped (Ammo pack or reel)
For notes on taping, refer to chapter "Taping and packing".

Dimensional drawing


Dimensions in mm

| Lead spacing $e \pm 0.4$ | Lead diameter $d_1 \pm 0.05$ | Type |
|-----------------------------|---------------------------------|--------|
| 5.0 | 0.5 | B32529 |
| 7.5 | 0.5 | B32520 |
| 10.0 | 0.6 ¹⁾ | B32521 |
| 15.0 | 0.8 | B32522 |
| 22.5 | 0.8 | B32523 |
| 27.5 | 0.8 | B32524 |
| 37.5 | 1.0 | B32526 |

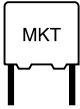
1) 0.5 mm for capacitor width $w = 4$ mm



Overview of available types

| Lead spacing | 5.0 mm | | | | | | 7.5 mm | | | | 10.0 mm | | | | |
|-------------------------|--------|----|-----|-----|-----|-----|--------|-----|-----|-----|---------|-----|-----|-----|-----|
| Type | B32529 | | | | | | B32520 | | | | B32521 | | | | |
| Page | 6 | | | | | | 10 | | | | 12 | | | | |
| Technology | s | s | s | s | s | s | s | s | s | s | s | s | s | s | s |
| V _R (V DC) | 50 | 63 | 100 | 250 | 400 | 630 | 63 | 100 | 250 | 400 | 63 | 100 | 250 | 400 | 630 |
| V _{RMS} (V AC) | 32 | 40 | 63 | 160 | 200 | 400 | 40 | 63 | 160 | 200 | 40 | 63 | 160 | 200 | 200 |
| C _R (μF) | | | | | | | | | | | | | | | |
| 0.0010 | | | | | | | | | | | | | | | |
| 0.0015 | | | | | | | | | | | | | | | |
| 0.0022 | | | | | | | | | | | | | | | |
| 0.0033 | | | | | | | | | | | | | | | |
| 0.0047 | | | | | | | | | | | | | | | |
| 0.0068 | | | | | | | | | | | | | | | |
| 0.010 | | | | | | | | | | | | | | | |
| 0.015 | | | | | | | | | | | | | | | |
| 0.022 | | | | | | | | | | | | | | | |
| 0.033 | | | | | | | | | | | | | | | |
| 0.047 | | | | | | | | | | | | | | | |
| 0.056 | | | | | | | | | | | | | | | |
| 0.068 | | | | | | | | | | | | | | | |
| 0.082 | | | | | | | | | | | | | | | |
| 0.10 | | | | | | | | | | | | | | | |
| 0.12 | | | | | | | | | | | | | | | |
| 0.15 | | | | | | | | | | | | | | | |
| 0.18 | | | | | | | | | | | | | | | |
| 0.22 | | | | | | | | | | | | | | | |
| 0.33 | | | | | | | | | | | | | | | |
| 0.47 | | | | | | | | | | | | | | | |
| 0.68 | | | | | | | | | | | | | | | |
| 1.0 | | | | | | | | | | | | | | | |
| 1.5 | | | | | | | | | | | | | | | |
| 2.2 | | | | | | | | | | | | | | | |
| 3.3 | | | | | | | | | | | | | | | |
| 4.7 | | | | | | | | | | | | | | | |

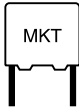
Technology: s = Stacked-film technology / w = Wound capacitor technology



Overview of available types

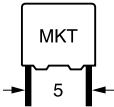
| Lead spacing | 15.0 mm | | | | | 22.5 mm | | | | | 27.5 mm | | | | | |
|-------------------------|---------|-----|-----|-----|-----|---------|----|-----|-----|-----|---------|----|-----|-----|-----|-----|
| Type | B32522 | | | | | B32523 | | | | | B32524 | | | | | |
| Page | 14 | | | | | 17 | | | | | 18 | | | | | |
| Technology | s | s/w | s/w | s | w | s | w | w | w | w | w | w | w | w | w | |
| V _R (V DC) | 63 | 100 | 250 | 400 | 450 | 630 | 63 | 100 | 250 | 400 | 630 | 63 | 100 | 250 | 400 | 630 |
| V _{RMS} (V AC) | 40 | 63 | 160 | 200 | 200 | 200 | 40 | 63 | 160 | 200 | 200 | 40 | 63 | 160 | 200 | 220 |
| C _R (µF) | | | | | | | | | | | | | | | | |
| 0.047 | | | | | | | | | | | | | | | | |
| 0.068 | | | | | | | | | | | | | | | | |
| 0.10 | | | | | | | | | | | | | | | | |
| 0.15 | | | | | | | | | | | | | | | | |
| 0.22 | | | | | | | | | | | | | | | | |
| 0.33 | | | | | | | | | | | | | | | | |
| 0.39 | | | | | | | | | | | | | | | | |
| 0.47 | | | | | | | | | | | | | | | | |
| 0.56 | | | | | | | | | | | | | | | | |
| 0.68 | | | | | | | | | | | | | | | | |
| 1.0 | | | | | | | | | | | | | | | | |
| 1.5 | | | | | | | | | | | | | | | | |
| 2.2 | | | | | | | | | | | | | | | | |
| 3.3 | | | | | | | | | | | | | | | | |
| 4.7 | | | | | | | | | | | | | | | | |
| 6.8 | | | | | | | | | | | | | | | | |
| 10 | | | | | | | | | | | | | | | | |
| 15 | | | | | | | | | | | | | | | | |
| 22 | | | | | | | | | | | | | | | | |
| 33 | | | | | | | | | | | | | | | | |
| 47 | | | | | | | | | | | | | | | | |
| 68 | | | | | | | | | | | | | | | | |
| 100 | | | | | | | | | | | | | | | | |

Technology: s = Stacked-film technology / w = Wound capacitor technology


Overview of available types

| | | | | |
|------------------|---------|-----|-----|-----|
| Lead spacing | 37.5 mm | | | |
| Type | B32526 | | | |
| Page | 20 | | | |
| Technology | w | w | w | w |
| V_R (V DC) | 63 | 100 | 250 | 400 |
| V_{RMS} (V AC) | 40 | 63 | 160 | 200 |
| C_R (μ F) | | | | |
| 3.3 | | | | |
| 4.7 | | | | |
| 5.6 | | | | |
| 6.8 | | | | |
| 8.2 | | | | |
| 10 | | | | |
| 15 | | | | |
| 22 | | | | |
| 33 | | | | |
| 47 | | | | |
| 56 | | | | |
| 68 | | | | |
| 82 | | | | |
| 100 | | | | |
| 150 | | | | |
| 220 | | | | |

Technology: s = Stacked-film technology / w = Wound capacitor technology


B32529
General purpose (stacked)
Ordering codes and packing units (lead spacing 5 mm)

| V_R | V_{RMS} $f \leq 60 \text{ Hz}$ | C_R | Max. dimensions $w \times h \times l$ mm | Ordering code (composition see below) | Ammo pack pcs./MOQ | Reel pcs./ MOQ | Untaped pcs./ MOQ |
|-------|-------------------------------------|-----------------|--|---|--------------------------|----------------------|-------------------------|
| V DC | V AC | μF | | | | | |
| 50 | 32 | 3.3 | 7.8 × 13.0 × 7.8 | B32529D5335+*** | 4000 | 3200 | 4000 |
| | | 4.7 | 7.8 × 13.0 × 7.8 | B32529D5475M*** | 4000 | 3200 | 4000 |
| 63 | 40 | 0.0010 | 2.5 × 6.5 × 7.3 | B32529C0102+*** | 12800 | 11200 | 8000 |
| | | 0.0015 | 2.5 × 6.5 × 7.3 | B32529C0152+*** | 12800 | 11200 | 8000 |
| | | 0.0022 | 2.5 × 6.5 × 7.3 | B32529C0222+*** | 12800 | 11200 | 8000 |
| | | 0.0033 | 2.5 × 6.5 × 7.3 | B32529C0332+*** | 12800 | 11200 | 8000 |
| | | 0.0047 | 2.5 × 6.5 × 7.3 | B32529C0472+*** | 12800 | 11200 | 8000 |
| | | 0.0068 | 2.5 × 6.5 × 7.3 | B32529C0682+*** | 12800 | 11200 | 8000 |
| | | 0.010 | 2.5 × 6.5 × 7.3 | B32529C0103+*** | 12800 | 11200 | 8000 |
| | | 0.015 | 2.5 × 6.5 × 7.3 | B32529C0153+*** | 12800 | 11200 | 8000 |
| | | 0.022 | 2.5 × 6.5 × 7.3 | B32529C0223+*** | 12800 | 11200 | 8000 |
| | | 0.033 | 2.5 × 6.5 × 7.3 | B32529C0333+*** | 12800 | 11200 | 8000 |
| | | 0.047 | 2.5 × 6.5 × 7.3 | B32529C0473+*** | 12800 | 11200 | 8000 |
| | | 0.068 | 2.5 × 6.5 × 7.3 | B32529C0683+*** | 12800 | 11200 | 8000 |
| | | 0.10 | 2.5 × 6.5 × 7.3 | B32529C0104+*** | 12800 | 11200 | 8000 |
| | | 0.15 | 2.5 × 6.5 × 7.3 | B32529C0154+*** | 12800 | 11200 | 8000 |
| | | 0.22 | 2.5 × 6.5 × 7.3 | B32529C0224+*** | 12800 | 11200 | 8000 |
| | | 0.33 | 3.0 × 6.5 × 7.3 | B32529C0334+*** | 10800 | 9600 | 8000 |
| | | 0.47 | 3.5 × 8.0 × 7.3 | B32529C0474+*** | 9200 | 8000 | 8000 |
| | | 0.68 | 4.5 × 9.5 × 7.3 | B32529C0684+*** | 7200 | 6000 | 6000 |
| | | 1.0 | 4.5 × 9.5 × 7.3 | B32529C0105+*** | 7200 | 6000 | 6000 |
| | | 1.5 | 6.0 × 10.5 × 7.5 | B32529C0155+*** | 5200 | 4400 | 4000 |
| 2.2 | 7.8 × 13.0 × 7.8 | B32529D0225+*** | 4000 | 3200 | 4000 | | |
| 3.3 | 7.8 × 13.0 × 7.8 | B32529D0335+*** | 4000 | 3200 | 4000 | | |
| 4.7 | 7.8 × 13.0 × 7.8 | B32529D0475M*** | 4000 | 3200 | 4000 | | |

MOQ = Minimum Order Quantity, consisting of 4 packing units.

Further E series and intermediate capacitance values on request.

Composition of ordering code

+ = Capacitance tolerance code:

M = ±20%

K = ±10%

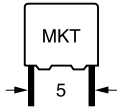
J = ±5%

*** = Packaging code:

289 = Ammo pack

189 = Reel

000 = Untaped (standard lead length 6 – 1 mm)


Ordering codes and packing units (lead spacing 5 mm)

| V_R | V_{RMS} $f \leq 60$ Hz | C_R | Max. dimensions $w \times h \times l$ mm | Ordering code (composition see below) | Ammo pack pcs./MOQ | Reel pcs./ MOQ | Untaped pcs./ MOQ |
|-------|-----------------------------|-----------------|--|---|--------------------------|----------------------|-------------------------|
| V DC | V AC | μF | | | | | |
| 100 | 63 | 0.0010 | 2.5 × 6.5 × 7.3 | B32529C1102+*** | 12800 | 11200 | 8000 |
| | | 0.0015 | 2.5 × 6.5 × 7.3 | B32529C1152+*** | 12800 | 11200 | 8000 |
| | | 0.0022 | 2.5 × 6.5 × 7.3 | B32529C1222+*** | 12800 | 11200 | 8000 |
| | | 0.0033 | 2.5 × 6.5 × 7.3 | B32529C1332+*** | 12800 | 11200 | 8000 |
| | | 0.0047 | 2.5 × 6.5 × 7.3 | B32529C1472+*** | 12800 | 11200 | 8000 |
| | | 0.0068 | 2.5 × 6.5 × 7.3 | B32529C1682+*** | 12800 | 11200 | 8000 |
| | | 0.010 | 2.5 × 6.5 × 7.3 | B32529C1103+*** | 12800 | 11200 | 8000 |
| | | 0.015 | 2.5 × 6.5 × 7.3 | B32529C1153+*** | 12800 | 11200 | 8000 |
| | | 0.022 | 2.5 × 6.5 × 7.3 | B32529C1223+*** | 12800 | 11200 | 8000 |
| | | 0.033 | 2.5 × 6.5 × 7.3 | B32529C1333+*** | 12800 | 11200 | 8000 |
| | | 0.047 | 2.5 × 6.5 × 7.3 | B32529C1473+*** | 12800 | 11200 | 8000 |
| | | 0.068 | 2.5 × 6.5 × 7.3 | B32529C1683+*** | 12800 | 11200 | 8000 |
| | | 0.10 | 2.5 × 6.5 × 7.3 | B32529C1104+*** | 12800 | 11200 | 8000 |
| | | 0.15 | 3.0 × 6.5 × 7.3 | B32529C1154+*** | 10800 | 9600 | 8000 |
| | | 0.22 | 3.5 × 8.0 × 7.3 | B32529C1224+*** | 9200 | 8000 | 8000 |
| | | 0.33 | 3.5 × 8.0 × 7.3 | B32529C1334+*** | 9200 | 8000 | 8000 |
| | | 0.47 | 4.5 × 9.5 × 7.3 | B32529C1474+*** | 7200 | 6000 | 6000 |
| 0.68 | 6.0 × 10.5 × 7.5 | B32529C1684+*** | 5200 | 4400 | 4000 | | |
| 1.0 | 7.8 × 13.0 × 7.8 | B32529D1105+*** | 4000 | 3200 | 4000 | | |

MOQ = Minimum Order Quantity, consisting of 4 packing units.

Further E series and intermediate capacitance values on request.

Composition of ordering code

+ = Capacitance tolerance code:

M = ±20%

K = ±10%

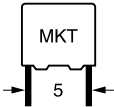
J = ±5%

*** = Packaging code:

289 = Ammo pack

189 = Reel

000 = Untaped (standard lead length 6 – 1 mm)


B32529
General purpose (stacked)
Ordering codes and packing units (lead spacing 5 mm)

| V_R | V_{RMS} $f \leq 60$ Hz | C_R | Max. dimensions $w \times h \times l$ mm | Ordering code (composition see below) | Ammo pack pcs./MOQ | Reel pcs./ MOQ | Untaped pcs./ MOQ |
|-------|-----------------------------|---------|--|---|--------------------------|----------------------|-------------------------|
| V DC | V AC | μF | | | | | |
| 250 | 160 | 0.0010 | 2.5 × 6.5 × 7.3 | B32529C3102+*** | 12800 | 11200 | 8000 |
| | | 0.0015 | 2.5 × 6.5 × 7.3 | B32529C3152+*** | 12800 | 11200 | 8000 |
| | | 0.0022 | 2.5 × 6.5 × 7.3 | B32529C3222+*** | 12800 | 11200 | 8000 |
| | | 0.0033 | 2.5 × 6.5 × 7.3 | B32529C3332+*** | 12800 | 11200 | 8000 |
| | | 0.0047 | 2.5 × 6.5 × 7.3 | B32529C3472+*** | 12800 | 11200 | 8000 |
| | | 0.0068 | 2.5 × 6.5 × 7.3 | B32529C3682+*** | 12800 | 11200 | 8000 |
| | | 0.010 | 2.5 × 6.5 × 7.3 | B32529C3103+*** | 12800 | 11200 | 8000 |
| | | 0.015 | 2.5 × 6.5 × 7.3 | B32529C3153+*** | 12800 | 11200 | 8000 |
| | | 0.022 | 2.5 × 6.5 × 7.3 | B32529C3223+*** | 12800 | 11200 | 8000 |
| | | 0.033 | 3.0 × 6.5 × 7.3 | B32529C3333+*** | 10800 | 9600 | 8000 |
| | | 0.047 | 3.5 × 8.0 × 7.3 | B32529C3473+*** | 9200 | 8000 | 8000 |
| | | 0.068 | 4.5 × 9.5 × 7.3 | B32529C3683+*** | 7200 | 6000 | 6000 |
| | | 0.10 | 4.5 × 9.5 × 7.3 | B32529C3104+*** | 7200 | 6000 | 6000 |
| | | 0.15 | 5.0 × 10.0 × 7.5 | B32529C3154+*** | 6400 | 5600 | 6000 |
| | | 0.22 | 7.8 × 13.0 × 7.8 | B32529D3224+*** | 4000 | 3200 | 4000 |
| | | 0.33 | 7.8 × 13.0 × 7.8 | B32529C3334+*** | 4000 | 3200 | 4000 |
| | | 0.47 | 7.8 × 13.0 × 7.8 | B32529C3474+*** | 4000 | 3200 | 4000 |

MOQ = Minimum Order Quantity, consisting of 4 packing units.

Further E series and intermediate capacitance values on request.

Composition of ordering code

+ = Capacitance tolerance code:

M = ±20%

K = ±10%

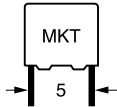
J = ±5%

*** = Packaging code:

289 = Ammo pack

189 = Reel

000 = Untaped (standard lead length 6 – 1 mm)


Ordering codes and packing units (lead spacing 5 mm)

| V_R | V_{RMS} $f \leq 60$ Hz | C_R | Max. dimensions $w \times h \times l$ mm | Ordering code (composition see below) | Ammo pack pcs./MOQ | Reel pcs./ MOQ | Untaped pcs./ MOQ |
|--------|-----------------------------|---------|--|---|--------------------------|----------------------|-------------------------|
| V DC | V AC | μF | | | | | |
| 400 | 200 | 0.0010 | 2.5 × 6.5 × 7.3 | B32529C6102+*** | 12800 | 11200 | 8000 |
| | | 0.0015 | 2.5 × 6.5 × 7.3 | B32529C6152+*** | 12800 | 11200 | 8000 |
| | | 0.0022 | 2.5 × 6.5 × 7.3 | B32529C6222+*** | 12800 | 11200 | 8000 |
| | | 0.0033 | 2.5 × 6.5 × 7.3 | B32529C6332+*** | 12800 | 11200 | 8000 |
| | | 0.0047 | 2.5 × 6.5 × 7.3 | B32529C6472+*** | 12800 | 11200 | 8000 |
| | | 0.0068 | 2.5 × 6.5 × 7.3 | B32529C6682+*** | 12800 | 11200 | 8000 |
| | | 0.010 | 3.0 × 6.5 × 7.3 | B32529E6103+*** | 10800 | 9600 | 8000 |
| | | 0.015 | 3.0 × 6.5 × 7.3 | B32529E6153+*** | 10800 | 9600 | 8000 |
| | | 0.022 | 3.5 × 8.0 × 7.3 | B32529E6223+*** | 9200 | 8000 | 8000 |
| | | 0.033 | 4.5 × 9.5 × 7.3 | B32529E6333+*** | 7200 | 6000 | 6000 |
| | | 0.047 | 4.5 × 9.5 × 7.3 | B32529E6473+*** | 7200 | 6000 | 6000 |
| | | 0.068 | 6.0 × 10.5 × 7.5 | B32529E6683+*** | 5200 | 4400 | 4000 |
| | | 0.10 | 7.8 × 13.0 × 7.8 | B32529E6104+*** | 4000 | 3200 | 4000 |
| | | 0.15 | 7.8 × 13.0 × 7.8 | B32529E6154+*** | 4000 | 3200 | 4000 |
| | | 630 | 400 | 0.0010 | 2.5 × 6.5 × 7.3 | B32529C8102+*** | 12800 |
| 0.0015 | 2.5 × 6.5 × 7.3 | | | B32529C8152+*** | 12800 | 11200 | 8000 |
| 0.0022 | 2.5 × 6.5 × 7.3 | | | B32529C8222+*** | 12800 | 11200 | 8000 |
| 0.0033 | 3.5 × 8.0 × 7.3 | | | B32529C8332+*** | 9200 | 8000 | 8000 |
| 0.0047 | 3.5 × 8.0 × 7.3 | | | B32529C8472+*** | 9200 | 8000 | 8000 |
| 0.0068 | 3.5 × 8.0 × 7.3 | | | B32529C8682+*** | 9200 | 8000 | 8000 |
| 0.010 | 5.0 × 10.0 × 7.5 | | | B32529C8103+*** | 6400 | 5600 | 6000 |
| 0.015 | 5.0 × 10.0 × 7.5 | | | B32529C8153+*** | 6400 | 5600 | 6000 |
| 0.022 | 7.8 × 13.0 × 7.8 | | | B32529C8223+*** | 5200 | 4400 | 4000 |
| 0.033 | 7.8 × 13.0 × 7.8 | | | B32529C8333+*** | 4000 | 3200 | 4000 |

MOQ = Minimum Order Quantity, consisting of 4 packing units.

Further E series and intermediate capacitance values on request.

Composition of ordering code

+ = Capacitance tolerance code:

M = ±20%

K = ±10%

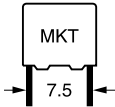
J = ±5%

*** = Packaging code:

289 = Ammo pack

189 = Reel

000 = Untaped (standard lead length 6 – 1 mm)


B32520
General purpose (stacked)
Ordering codes and packing units (lead spacing 7.5 mm)

| V_R | V_{RMS} $f \leq 60$ Hz | C_R | Max. dimensions $w \times h \times l$ | Ordering code (composition see below) | Ammo pack | Reel pcs./ MOQ | Untaped pcs./ MOQ |
|-------|-----------------------------|---------|--|---|------------------|----------------------|-------------------------|
| V DC | V AC | μF | mm | | pcs./MOQ | | |
| 63 | 40 | 0.068 | 2.5 × 7.0 × 10.0 | B32520C0683+*** | 12800 | 11200 | 10000 |
| | | 0.10 | 2.5 × 7.0 × 10.0 | B32520C0104+*** | 12800 | 11200 | 10000 |
| | | 0.15 | 2.5 × 7.0 × 10.0 | B32520C0154+*** | 12800 | 11200 | 10000 |
| | | 0.22 | 2.5 × 7.0 × 10.0 | B32520C0224+*** | 12800 | 11200 | 10000 |
| | | 0.33 | 2.5 × 7.0 × 10.0 | B32520C0334+*** | 12800 | 11200 | 10000 |
| | | 0.47 | 3.0 × 8.0 × 10.0 | B32520C0474+*** | 10400 | 9600 | 8000 |
| | | 0.68 | 4.0 × 8.5 × 10.0 | B32520C0684+*** | 8000 | 7200 | 6000 |
| | | 1.0 | 5.0 × 10.5 × 10.0 | B32520C0105+*** | 6400 | 5600 | 4000 |
| | | 1.5 | 5.0 × 10.5 × 10.0 | B32520C0155+*** | 6400 | 5600 | 4000 |
| | | 2.2 | 6.0 × 12.0 × 10.3 | B32520C0225+*** | 5200 | 4400 | 3000 |
| 100 | 63 | 0.047 | 2.5 × 7.0 × 10.0 | B32520C1473+*** | 12800 | 11200 | 10000 |
| | | 0.068 | 2.5 × 7.0 × 10.0 | B32520C1683+*** | 12800 | 11200 | 10000 |
| | | 0.10 | 2.5 × 7.0 × 10.0 | B32520C1104+*** | 12800 | 11200 | 10000 |
| | | 0.15 | 3.0 × 8.0 × 10.0 | B32520C1154+*** | 10400 | 9600 | 8000 |
| | | 0.22 | 3.0 × 8.0 × 10.0 | B32520C1224+*** | 10400 | 9600 | 8000 |
| | | 0.33 | 4.0 × 8.5 × 10.0 | B32520C1334+*** | 8000 | 7200 | 6000 |
| | | 0.47 | 5.0 × 10.5 × 10.0 | B32520C1474+*** | 6400 | 5600 | 4000 |
| | | 0.68 | 6.0 × 12.0 × 10.3 | B32520C1684+*** | 5200 | 4400 | 3000 |
| | | 1.0 | 6.0 × 12.0 × 10.3 | B32520C1105+*** | 5200 | 4400 | 3000 |
| | | 250 | 160 | 0.015 | 2.5 × 7.0 × 10.0 | B32520C3153+*** | 12800 |
| 0.022 | 2.5 × 7.0 × 10.0 | | | B32520C3223+*** | 12800 | 11200 | 10000 |
| 0.033 | 2.5 × 7.0 × 10.0 | | | B32520C3333+*** | 12800 | 11200 | 10000 |
| 0.047 | 2.5 × 7.0 × 10.0 | | | B32520C3473+*** | 12800 | 11200 | 10000 |
| 0.068 | 3.0 × 8.0 × 10.0 | | | B32520C3683+*** | 10400 | 9600 | 8000 |
| 0.10 | 4.0 × 8.5 × 10.0 | | | B32520C3104+*** | 8000 | 7200 | 6000 |
| 0.15 | 5.0 × 10.5 × 10.0 | | | B32520C3154+*** | 6400 | 5600 | 4000 |
| 0.22 | 6.0 × 12.0 × 10.3 | | | B32520C3224+*** | 5200 | 4400 | 3000 |

MOQ = Minimum Order Quantity, consisting of 4 packing units.
 Further E series and intermediate capacitance values on request.

Composition of ordering code

+ = Capacitance tolerance code:

M = ±20%

K = ±10%

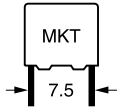
J = ±5%

*** = Packaging code:

289 = Ammo pack

189 = Reel

000 = Untaped (standard lead length 6 – 1 mm)


Ordering codes and packing units (lead spacing 7.5 mm)

| V_R | V_{RMS} $f \leq 60$ Hz | C_R | Max. dimensions $w \times h \times l$ mm | Ordering code (composition see below) | Ammo pack pcs./MOQ | Reel pcs./ MOQ | Untaped pcs./ MOQ |
|-------|-----------------------------|---------|--|---|--------------------------|----------------------|-------------------------|
| V DC | V AC | μF | | | | | |
| 400 | 200 | 0.0010 | 2.5 × 7.0 × 10.0 | B32520C6102+*** | 12800 | 11200 | 10000 |
| | | 0.0015 | 2.5 × 7.0 × 10.0 | B32520C6152+*** | 12800 | 11200 | 10000 |
| | | 0.0022 | 2.5 × 7.0 × 10.0 | B32520C6222+*** | 12800 | 11200 | 10000 |
| | | 0.0033 | 2.5 × 7.0 × 10.0 | B32520C6332+*** | 12800 | 11200 | 10000 |
| | | 0.0047 | 2.5 × 7.0 × 10.0 | B32520C6472+*** | 12800 | 11200 | 10000 |
| | | 0.0068 | 2.5 × 7.0 × 10.0 | B32520C6682+*** | 12800 | 11200 | 10000 |
| | | 0.010 | 2.5 × 7.0 × 10.0 | B32520C6103+*** | 12800 | 11200 | 10000 |
| | | 0.015 | 3.0 × 8.0 × 10.0 | B32520E6153+*** | 10400 | 9600 | 8000 |
| | | 0.022 | 3.0 × 8.0 × 10.0 | B32520E6223+*** | 10400 | 9600 | 8000 |
| | | 0.033 | 4.0 × 8.5 × 10.0 | B32520E6333+*** | 8000 | 7200 | 6000 |
| | | 0.047 | 4.0 × 8.5 × 10.0 | B32520E6473+*** | 8000 | 7200 | 6000 |
| | | 0.068 | 5.0 × 10.5 × 10.0 | B32520E6683+*** | 6400 | 5600 | 4000 |
| | | 0.10 | 5.0 × 10.5 × 10.0 | B32520E6104+*** | 6400 | 5600 | 4000 |
| | | 0.15 | 6.0 × 12.0 × 10.3 | B32520E6154+*** | 5200 | 4400 | 3000 |

MOQ = Minimum Order Quantity, consisting of 4 packing units.

Further E series and intermediate capacitance values on request.

Composition of ordering code

+ = Capacitance tolerance code:

M = $\pm 20\%$

K = $\pm 10\%$

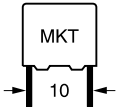
J = $\pm 5\%$

*** = Packaging code:

289 = Ammo pack

189 = Reel

000 = Untaped (standard lead length 6 – 1 mm)


B32521
General purpose (stacked/wound)
Ordering codes and packing units (lead spacing 10 mm)

| V_R | V_{RMS} $f \leq 60$ Hz | C_R | Max. dimensions $w \times h \times l$ | Ordering code (composition see below) | Ammo pack | Reel pcs./ MOQ | Untaped pcs./ MOQ |
|-------|-----------------------------|---------|--|---|--------------|----------------------|-------------------------|
| V DC | V AC | μF | mm | | pcs./MOQ | | |
| 63 | 40 | 0.47 | 4.0 × 7.0 × 13.0 | B32521C0474+*** | 4000 | 6800 | 4000 |
| | | 0.68 | 4.0 × 7.0 × 13.0 | B32521C0684+*** | 4000 | 6800 | 4000 |
| | | 1.0 | 4.0 × 9.0 × 13.0 | B32521C0105+*** | 4000 | 6800 | 4000 |
| | | 1.5 | 5.0 × 11.0 × 13.0 | B32521C0155+*** | 3320 | 5200 | 4000 |
| | | 2.2 | 5.0 × 11.0 × 13.0 | B32521C0225+*** | 3320 | 5200 | 4000 |
| | | 3.3 | 6.0 × 12.0 × 13.0 | B32521C0335+*** | 2720 | 4400 | 4000 |
| 100 | 63 | 0.047 | 4.0 × 7.0 × 13.0 | B32521C1473+*** | 4000 | 6800 | 4000 |
| | | 0.068 | 4.0 × 7.0 × 13.0 | B32521C1683+*** | 4000 | 6800 | 4000 |
| | | 0.10 | 4.0 × 7.0 × 13.0 | B32521C1104+*** | 4000 | 6800 | 4000 |
| | | 0.15 | 4.0 × 7.0 × 13.0 | B32521C1154+*** | 4000 | 6800 | 4000 |
| | | 0.22 | 4.0 × 7.0 × 13.0 | B32521C1224+*** | 4000 | 6800 | 4000 |
| | | 0.33 | 4.0 × 7.0 × 13.0 | B32521C1334+*** | 4000 | 6800 | 4000 |
| | | 0.47 | 4.0 × 9.0 × 13.0 | B32521C1474+*** | 4000 | 6800 | 4000 |
| | | 0.68 | 5.0 × 11.0 × 13.0 | B32521C1684+*** | 3320 | 5200 | 4000 |
| | | 1.0 | 6.0 × 12.0 × 13.0 | B32521C1105+*** | 2720 | 4400 | 4000 |
| 250 | 160 | 0.010 | 4.0 × 7.0 × 13.0 | B32521C3103+*** | 4000 | 6800 | 4000 |
| | | 0.015 | 4.0 × 7.0 × 13.0 | B32521C3153+*** | 4000 | 6800 | 4000 |
| | | 0.022 | 4.0 × 7.0 × 13.0 | B32521C3223+*** | 4000 | 6800 | 4000 |
| | | 0.033 | 4.0 × 7.0 × 13.0 | B32521C3333+*** | 4000 | 6800 | 4000 |
| | | 0.047 | 4.0 × 7.0 × 13.0 | B32521C3473+*** | 4000 | 6800 | 4000 |
| | | 0.056 | 4.0 × 7.0 × 13.0 | B32521C3563+*** | 4000 | 6800 | 4000 |
| | | 0.068 | 4.0 × 7.0 × 13.0 | B32521C3683+*** | 4000 | 6800 | 4000 |
| | | 0.082 | 4.0 × 7.0 × 13.0 | B32521C3823+*** | 4000 | 6800 | 4000 |
| | | 0.10 | 4.0 × 7.0 × 13.0 | B32521C3104+*** | 4000 | 6800 | 4000 |
| | | 0.12 | 4.0 × 9.0 × 13.0 | B32521C3124+*** | 4000 | 6800 | 4000 |
| | | 0.15 | 4.0 × 9.0 × 13.0 | B32521C3154+*** | 4000 | 6800 | 4000 |
| | | 0.18 | 5.0 × 11.0 × 13.0 | B32521C3184+*** | 3320 | 5200 | 4000 |
| | | 0.22 | 5.0 × 11.0 × 13.0 | B32521C3224+*** | 3320 | 5200 | 4000 |
| | | 0.33 | 5.0 × 11.0 × 13.0 | B32521C3334+*** | 3320 | 5200 | 4000 |
| | | 0.47 | 6.0 × 12.0 × 13.0 | B32521C3474+*** | 2720 | 4400 | 4000 |

MOQ = Minimum Order Quantity, consisting of 4 packing units.
 Further E series and intermediate capacitance values on request.

Composition of ordering code

+ = Capacitance tolerance code:

M = ±20%

K = ±10%

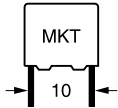
J = ±5%

*** = Packaging code:

289 = Ammo pack

189 = Reel

000 = Untaped (standard lead length 6 – 1 mm)


Ordering codes and packing units (lead spacing 10 mm)

| V_R | V_{RMS} $f \leq 60$ Hz | C_R | Max. dimensions $w \times h \times l$ mm | Ordering code (composition see below) | Ammo pack pcs./MOQ | Reel pcs./ MOQ | Untaped pcs./ MOQ |
|-------|-----------------------------|---------|--|---|--------------------------|----------------------|-------------------------|
| V DC | V AC | μF | | | | | |
| 400 | 200 | 0.010 | $4.0 \times 7.0 \times 13.0$ | B32521E6103+*** | 4000 | 6800 | 4000 |
| | | 0.015 | $4.0 \times 7.0 \times 13.0$ | B32521E6153+*** | 4000 | 6800 | 4000 |
| | | 0.022 | $4.0 \times 7.0 \times 13.0$ | B32521E6223+*** | 4000 | 6800 | 4000 |
| | | 0.033 | $4.0 \times 7.0 \times 13.0$ | B32521E6333+*** | 4000 | 6800 | 4000 |
| | | 0.047 | $4.0 \times 9.0 \times 13.0$ | B32521E6473+*** | 4000 | 6800 | 4000 |
| | | 0.068 | $4.0 \times 9.0 \times 13.0$ | B32521E6683+*** | 4000 | 6800 | 4000 |
| | | 0.10 | $5.0 \times 11.0 \times 13.0$ | B32521E6104+*** | 3320 | 5200 | 4000 |
| | | 0.15 | $6.0 \times 12.0 \times 13.0$ | B32521E6154+*** | 2720 | 4400 | 4000 |
| 630 | 200 | 0.010 | $4.0 \times 9.0 \times 13.0$ | B32521D8103+*** | – | 6800 | 4000 |
| | | 0.015 | $5.0 \times 11.0 \times 13.0$ | B32521D8153+*** | – | 6800 | 4000 |
| | | 0.022 | $5.0 \times 11.0 \times 13.0$ | B32521D8223+*** | – | 5200 | 4000 |
| | | 0.033 | $6.0 \times 12.0 \times 13.0$ | B32521D8333+*** | – | 5200 | 4000 |

MOQ = Minimum Order Quantity, consisting of 4 packing units.
 Further E series and intermediate capacitance values on request.

Composition of ordering code

+ = Capacitance tolerance code:

M = $\pm 20\%$

K = $\pm 10\%$

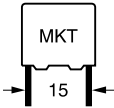
J = $\pm 5\%$

*** = Packaging code:

289 = Ammo pack

189 = Reel

000 = Untaped (standard lead length 6 – 1 mm)


B32522
General purpose (stacked/wound)
Ordering codes and packing units (lead spacing 15 mm)

| V_R | V_{RMS} $f \leq 60$ Hz | C_R | Max. dimensions $w \times h \times l$ mm | Ordering code (composition see below) | Ammo pack pcs./MOQ | Reel pcs./ MOQ | Untaped pcs./ MOQ |
|-------|----------------------------------|---------|--|---|-------------------------------|----------------------|-------------------------|
| V DC | V AC | μF | | | | | |
| 63 | 40 | 0.68 | $5.0 \times 10.5 \times 18.0$ | B32522C0684+*** | 4680 | 5200 | 4000 |
| | | 1.0 | $5.0 \times 10.5 \times 18.0$ | B32522C0105+*** | 4680 | 5200 | 4000 |
| | | 1.5 | $5.0 \times 10.5 \times 18.0$ | B32522C0155+*** | 4680 | 5200 | 4000 |
| | | 2.2 | $5.0 \times 10.5 \times 18.0$ | B32522C0225+*** | 4680 | 5200 | 4000 |
| | | 3.3 | $6.0 \times 11.0 \times 18.0$ | B32522C0335+*** | 3840 | 4400 | 4000 |
| | | 4.7 | $7.0 \times 12.5 \times 18.0$ | B32522C0475+*** | 3320 | 3600 | 4000 |
| | | 6.8 | $8.5 \times 14.5 \times 18.0$ | B32522C0685+*** | 2720 | 2800 | 2000 |
| | | 10 | $9.0 \times 17.5 \times 18.0$ | B32522C0106+*** | 2560 | 2800 | 2000 |
| | | 100 | 63 | 0.33 | $5.0 \times 10.5 \times 18.0$ | B32522C1334+*** | 4680 |
| 0.47 | $5.0 \times 10.5 \times 18.0$ | | | B32522C1474+*** | 4680 | 5200 | 4000 |
| 0.68 | $5.0 \times 10.5 \times 18.0$ | | | B32522C1684+*** | 4680 | 5200 | 4000 |
| 1.0 | $5.0 \times 10.5 \times 18.0$ | | | B32522C1105+*** | 4680 | 5200 | 4000 |
| 1.0 | ∇ $6.0 \times 11.0 \times 18.0$ | | | B32522Q1105+*** | 3840 | 4400 | 4000 |
| 1.5 | $6.0 \times 11.0 \times 18.0$ | | | B32522C1155+*** | 3840 | 4400 | 4000 |
| 1.5 | ∇ $7.0 \times 12.5 \times 18.0$ | | | B32522Q1155+*** | 3320 | 3600 | 4000 |
| 2.2 | $7.0 \times 12.5 \times 18.0$ | | | B32522C1225+*** | 3320 | 3600 | 4000 |
| 2.2 | ∇ $8.5 \times 14.5 \times 18.0$ | | | B32522Q1225+*** | 2720 | 2800 | 2000 |
| 3.3 | $8.5 \times 14.5 \times 18.0$ | | | B32522C1335+*** | 2720 | 2800 | 2000 |
| 3.3 | ∇ $9.0 \times 17.5 \times 18.0$ | | | B32522Q1335+*** | 2560 | 2800 | 2000 |
| 4.7 | $9.0 \times 17.5 \times 18.0$ | | | B32522C1475+*** | 2560 | 2800 | 2000 |
| 4.7 | ∇ $11.0 \times 18.5 \times 18.0$ | | | B32522Q1475+*** | – | 2200 | 1200 |
| 6.8 | $11.0 \times 18.5 \times 18.0$ | | | B32522C1685+*** | – | – | 1200 |

∇ Wound capacitor technology

MOQ = Minimum Order Quantity, consisting of 4 packing units.

Further E series and intermediate capacitance values on request.

Composition of ordering code

+ = Capacitance tolerance code:

M = $\pm 20\%$

K = $\pm 10\%$

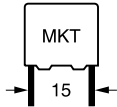
J = $\pm 5\%$

*** = Packaging code:

289 = Ammo pack

189 = Reel

000 = Untaped (standard lead length 6 –1 mm)


Ordering codes and packing units (lead spacing 15 mm)

| V_R | V_{RMS} $f \leq 60$ Hz | C_R | Max. dimensions $w \times h \times l$ mm | Ordering code (composition see below) | Ammo pack pcs./MOQ | Reel pcs./ MOQ | Untaped pcs./ MOQ |
|-------|-----------------------------|---------|--|---|--------------------------|----------------------|-------------------------|
| V DC | V AC | μF | | | | | |
| 250 | 160 | 0.10 | $5.0 \times 10.5 \times 18.0$ | B32522C3104+*** | 4680 | 5200 | 4000 |
| | | 0.15 | $5.0 \times 10.5 \times 18.0$ | B32522C3154+*** | 4680 | 5200 | 4000 |
| | | 0.22 | $5.0 \times 10.5 \times 18.0$ | B32522C3224+*** | 4680 | 5200 | 4000 |
| | | 0.33 | $5.0 \times 10.5 \times 18.0$ | B32522C3334+*** | 4680 | 5200 | 4000 |
| | | 0.39 | $5.0 \times 10.5 \times 18.0$ | B32522C3394+*** | 4680 | 5200 | 4000 |
| | | 0.47 | $6.0 \times 11.0 \times 18.0$ | B32522C3474+*** | 3840 | 4400 | 4000 |
| | | 0.56 | $7.0 \times 12.5 \times 18.0$ | B32522C3564+*** | 3320 | 3600 | 4000 |
| | | 0.68 | $7.0 \times 12.5 \times 18.0$ | B32522C3684+*** | 3320 | 3600 | 4000 |
| | | 1.0 | $8.5 \times 14.5 \times 18.0$ | B32522C3105+*** | 2720 | 2800 | 2000 |
| | | 1.0 | ∇ $8.5 \times 14.5 \times 18.0$ | B32522N3105+*** | 2720 | 2800 | 2000 |
| | | 1.5 | $9.0 \times 17.5 \times 18.0$ | B32522C3155+*** | 2560 | 2800 | 2000 |
| | | 1.5 | ∇ $9.0 \times 17.5 \times 18.0$ | B32522N3155+*** | 2560 | 2800 | 2000 |
| | | 2.2 | $11.0 \times 18.5 \times 18.0$ | B32522C3225+*** | – | – | 1200 |
| 400 | 200 | 0.047 | $5.0 \times 10.5 \times 18.0$ | B32522E6473+*** | 4680 | 5200 | 4000 |
| | | 0.068 | $5.0 \times 10.5 \times 18.0$ | B32522E6683+*** | 4680 | 5200 | 4000 |
| | | 0.10 | $5.0 \times 10.5 \times 18.0$ | B32522E6104+*** | 4680 | 5200 | 4000 |
| | | 0.15 | $5.0 \times 10.5 \times 18.0$ | B32522E6154+*** | 4680 | 5200 | 4000 |
| | | 0.22 | $6.0 \times 11.0 \times 18.0$ | B32522E6224+*** | 3840 | 4400 | 4000 |
| | | 0.33 | $7.0 \times 12.5 \times 18.0$ | B32522E6334+*** | 3320 | 3600 | 4000 |
| | | 0.39 | $9.0 \times 17.5 \times 18.0$ | B32522E6394+*** | 2560 | 2800 | 2000 |
| | | 0.47 | $9.0 \times 17.5 \times 18.0$ | B32522E6474+*** | 2560 | 2800 | 2000 |
| | | 0.56 | $9.0 \times 17.5 \times 18.0$ | B32522E6564+*** | 2560 | 2800 | 2000 |
| | | 0.68 | $9.0 \times 17.5 \times 18.0$ | B32522E6684+*** | 2560 | 2800 | 2000 |
| | | 1.0 | $5.0 \times 10.5 \times 18.0$ | B32522E6105+*** | – | – | 1200 |

∇ Wound capacitor technology

MOQ = Minimum Order Quantity, consisting of 4 packing units.

Further E series and intermediate capacitance values on request.

Composition of ordering code

+ = Capacitance tolerance code:

M = $\pm 20\%$

K = $\pm 10\%$

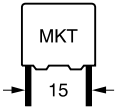
J = $\pm 5\%$

*** = Packaging code:

289 = Ammo pack

189 = Reel

000 = Untaped (standard lead length 6 – 1 mm)


B32522
General purpose (stacked/wound)
Ordering codes and packing units (lead spacing 15 mm)

| V_R | V_{RMS} $f \leq 60$ Hz | C_R | Max. dimensions $w \times h \times l$ mm | Ordering code (composition see below) | Ammo pack pcs./MOQ | Reel pcs./ MOQ | Untaped pcs./ MOQ |
|-------|-----------------------------|---------|--|---|--------------------------|----------------------|-------------------------|
| V DC | V AC | μF | | | | | |
| 450 | 200 | 0.10 ▽ | 5.0 × 10.5 × 18.0 | B32522N6104+*** | 4680 | 5200 | 4000 |
| | | 0.15 ▽ | 5.0 × 10.5 × 18.0 | B32522N6154+*** | 4680 | 5200 | 4000 |
| | | 0.22 ▽ | 6.0 × 11.0 × 18.0 | B32522N6224+*** | 3840 | 4400 | 4000 |
| | | 0.33 ▽ | 7.0 × 12.5 × 18.0 | B32522N6334+*** | 3320 | 3600 | 4000 |
| | | 0.47 ▽ | 8.5 × 14.5 × 18.0 | B32522N6474+*** | 2720 | 2800 | 2000 |
| | | 0.68 ▽ | 9.0 × 17.5 × 18.0 | B32522N6684+*** | 2560 | 2800 | 2000 |
| | | 1.0 ▽ | 11.0 × 18.5 × 18.0 | B32522N6105+*** | — | 2200 | 1200 |
| 630 | 200 | 0.047 | 5.0 × 10.5 × 18.0 | B32522D8473+*** | — | 5200 | 4000 |
| | | 0.068 | 6.0 × 11.0 × 18.0 | B32522D8683+*** | — | 4400 | 4000 |
| | | 0.10 | 7.0 × 12.5 × 18.0 | B32522D8104+*** | — | 3600 | 4000 |
| | | 0.15 | 8.5 × 14.5 × 18.0 | B32522D8154+*** | — | 2800 | 2000 |
| | | 0.22 | 9.0 × 17.5 × 18.0 | B32522D8224+*** | — | 2800 | 2000 |

▽ Wound capacitor technology

MOQ = Minimum Order Quantity, consisting of 4 packing units.

Further E series and intermediate capacitance values on request.

Composition of ordering code

+ = Capacitance tolerance code:

M = ±20%

K = ±10%

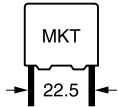
J = ±5%

*** = Packaging code:

289 = Ammo pack

189 = Reel

000 = Untaped (standard lead length 6 – 1 mm)


Ordering codes and packing units (lead spacing 22.5 mm)

| V_R | V_{RMS} $f \leq 60$ Hz | C_R | Max. dimensions $w \times h \times l$ mm | Ordering code (composition see below) | Ammo pack pcs./MOQ | Reel pcs./MOQ | Untaped pcs./MOQ |
|-------|-----------------------------|---------|--|---|--------------------------|------------------|---------------------|
| V DC | V AC | μF | | | | | |
| 63 | 40 | 3.3 | $6.0 \times 15.0 \times 26.5$ | B32523R0335+*** | 2720 | 2800 | 2880 |
| | | 4.7 | $6.0 \times 15.0 \times 26.5$ | B32523R0475+*** | 2720 | 2800 | 2880 |
| | | 6.8 | $6.0 \times 15.0 \times 26.5$ | B32523R0685+*** | 2720 | 2800 | 2880 |
| | | 10 | $7.0 \times 16.0 \times 26.5$ | B32523R0106+*** | 2320 | 2400 | 2520 |
| | | 15 | $10.5 \times 16.5 \times 26.5$ | B32523R0156+*** | 1560 | 1600 | 2160 |
| | | 22 | $12.0 \times 22.0 \times 26.5$ | B32523R0226+*** | – | – | 1800 |
| 100 | 63 | 1.5 | $6.0 \times 15.0 \times 26.5$ | B32523Q1155+*** | 2720 | 2800 | 2880 |
| | | 2.2 | $6.0 \times 15.0 \times 26.5$ | B32523Q1225+*** | 2720 | 2800 | 2880 |
| | | 3.3 | $6.0 \times 15.0 \times 26.5$ | B32523Q1335+*** | 2720 | 2800 | 2880 |
| | | 4.7 | $7.0 \times 16.0 \times 26.5$ | B32523Q1475+*** | 2320 | 2400 | 2540 |
| | | 6.8 | $8.5 \times 16.5 \times 26.5$ | B32523Q1685+*** | 1960 | 2000 | 2040 |
| | | 10 | $10.5 \times 18.5 \times 26.5$ | B32523Q1106+*** | 1560 | 1600 | 2160 |
| | | 15 | $12.0 \times 22.0 \times 26.5$ | B32523Q1156+*** | – | – | 1800 |
| 250 | 160 | 0.47 | $6.0 \times 15.0 \times 26.5$ | B32523Q3474+*** | 2720 | 2800 | 2880 |
| | | 0.68 | $6.0 \times 15.0 \times 26.5$ | B32523Q3684+*** | 2720 | 2800 | 2880 |
| | | 1.0 | $6.0 \times 15.0 \times 26.5$ | B32523Q3105+*** | 2720 | 2800 | 2880 |
| | | 1.5 | $7.0 \times 16.0 \times 26.5$ | B32523Q3155+*** | 2320 | 2400 | 2520 |
| | | 2.2 | $10.5 \times 16.5 \times 26.5$ | B32523Q3225+*** | 1560 | 1600 | 2160 |
| | | 3.3 | $11.0 \times 20.5 \times 26.5$ | B32523Q3335+*** | 1480 | 1400 | 2040 |
| 400 | 200 | 0.22 | $6.0 \times 15.0 \times 26.5$ | B32523Q6224+*** | 2720 | 2800 | 2880 |
| | | 0.33 | $6.0 \times 15.0 \times 26.5$ | B32523Q6334+*** | 2720 | 2800 | 2880 |
| | | 0.47 | $7.0 \times 16.0 \times 26.5$ | B32523Q6474+*** | 2320 | 2400 | 2520 |
| | | 0.68 | $8.5 \times 16.5 \times 26.5$ | B32523Q6684+*** | 1920 | 2000 | 2040 |
| | | 1.0 | $10.5 \times 16.5 \times 26.5$ | B32523Q6105+*** | 1560 | 1600 | 2160 |
| | | 1.5 | $11.0 \times 20.5 \times 26.5$ | B32523Q6155+*** | 1480 | 1400 | 2040 |
| 630 | 200 | 0.10 | $6.0 \times 15.0 \times 26.5$ | B32523Q8104+*** | 2720 | 2800 | 2880 |
| | | 0.15 | $6.0 \times 15.0 \times 26.5$ | B32523Q8154+*** | 2720 | 2800 | 2880 |
| | | 0.22 | $7.0 \times 16.0 \times 26.5$ | B32523Q8224+*** | 2320 | 2400 | 2520 |
| | | 0.33 | $10.5 \times 16.5 \times 26.5$ | B32523Q8334+*** | 1560 | 1600 | 2160 |
| | | 0.47 | $10.5 \times 20.5 \times 26.5$ | B32523Q8474+*** | 1560 | 1600 | 2160 |
| | | 0.68 | $12.0 \times 22.0 \times 26.5$ | B32523Q8684+*** | – | – | 1800 |

MOQ = Minimum Order Quantity, consisting of 4 packing units.

Further E series and intermediate capacitance values on request.

Composition of ordering code

+ = Capacitance tolerance code:

M = $\pm 20\%$

K = $\pm 10\%$

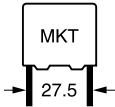
J = $\pm 5\%$

*** = Packaging code:

289 = Ammo pack

189 = Reel

000 = Untaped (standard lead length 6 – 1 mm)


B32524
General purpose (wound)
Ordering codes and packing units (lead spacing 27.5 mm)

| V_R | V_{RMS} $f \leq 60$ Hz | C_R | Max. dimensions $w \times h \times l$ mm | Ordering code (composition see below) | Ammo pack pcs./MOQ | Reel pcs./MOQ | Untaped pcs./MOQ |
|-------|-----------------------------|---------|--|---|--------------------------|------------------|---------------------|
| V DC | V AC | μF | | | | | |
| 63 | 40 | 4.7 | 11.0 × 21.0 × 31.5 | B32524R0475+*** | – | 1400 | 1280 |
| | | 6.8 | 11.0 × 21.0 × 31.5 | B32524Q0685+*** | – | 1400 | 1280 |
| | | 10 | 11.0 × 21.0 × 31.5 | B32524R0106+*** | – | 1400 | 1280 |
| | | 15 | 11.0 × 21.0 × 31.5 | B32524R0156+*** | – | 1400 | 1280 |
| | | 22 | 11.0 × 21.0 × 31.5 | B32524R0226+*** | – | 1400 | 1280 |
| | | 33 | 12.5 × 21.5 × 31.5 | B32524R0336+*** | – | 1200 | 1120 |
| | | 47 | 18.0 × 27.5 × 31.5 | B32524R0476+*** | – | – | 800 |
| | | 68 | 18.0 × 27.5 × 31.5 | B32524R0686+*** | – | – | 800 |
| | | 100 | 22.0 × 36.5 × 31.5 | B32524R0107+*** | – | – | 640 |
| 100 | 63 | 4.7 | 11.0 × 21.0 × 31.5 | B32524Q1475+*** | – | 1400 | 1280 |
| | | 6.8 | 11.0 × 21.0 × 31.5 | B32524Q1685+*** | – | 1400 | 1280 |
| | | 10 | 11.0 × 21.0 × 31.5 | B32524Q1106+*** | – | 1400 | 1280 |
| | | 15 | 11.0 × 21.0 × 31.5 | B32524Q1156+*** | – | 1400 | 1280 |
| | | 22 | 14.0 × 24.5 × 31.5 | B32524Q1226+*** | – | 1000 | 1040 |
| | | 33 | 18.0 × 27.5 × 31.5 | B32524Q1336+*** | – | – | 800 |
| | | 47 | 21.0 × 31.0 × 31.5 | B32524Q1476+*** | – | – | 720 |
| | | 68 | 22.0 × 36.5 × 31.5 | B32524Q1686+*** | – | – | 640 |
| | | 250 | 160 | 1.5 | 11.0 × 21.0 × 31.5 | B32524Q3155+*** | – |
| 2.2 | 11.0 × 21.0 × 31.5 | | | B32524Q3225+*** | – | 1400 | 1280 |
| 3.3 | 11.0 × 21.0 × 31.5 | | | B32524Q3335+*** | – | 1400 | 1280 |
| 4.7 | 11.0 × 21.0 × 31.5 | | | B32524Q3475+*** | – | 1400 | 1280 |
| 6.8 | 11.0 × 21.0 × 31.5 | | | B32524R3685+*** | – | 1400 | 1280 |
| 10 | 12.5 × 21.5 × 31.5 | | | B32524R3106+*** | – | 1200 | 1120 |
| 15 | 15.0 × 24.5 × 31.5 | | | B32524R3156M*** | – | – | 960 |
| 15 | 18.0 × 27.5 × 31.5 | | | B32524R3156J*** | – | – | 960 |
| 15 | 18.0 × 27.5 × 31.5 | | | B32524R3156K*** | – | – | 960 |
| 22 | 19.0 × 30.0 × 31.5 | | | B32524R3226+*** | – | – | 720 |

MOQ = Minimum Order Quantity, consisting of 4 packing units.
 Further E series and intermediate capacitance values on request.

Composition of ordering code

+ = Capacitance tolerance code:

M = ±20%

K = ±10%

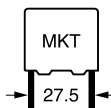
J = ±5%

*** = Packaging code:

289 = Ammo pack

189 = Reel

000 = Untaped (standard lead length 6 – 1 mm)


Ordering codes and packing units (lead spacing 27.5 mm)

| V_R | V_{RMS} $f \leq 60$ Hz | C_R | Max. dimensions $w \times h \times l$ mm | Ordering code (composition see below) | Ammo pack pcs./MOQ | Reel pcs./MOQ | Untaped pcs./MOQ |
|-------|-----------------------------|---------|--|---|--------------------------|------------------|---------------------|
| V DC | V AC | μF | | | | | |
| 250 | 160 | 33 | 22.0 × 36.5 × 31.5 | B32524R3336+*** | – | – | 640 |
| 400 | 200 | 0.68 | 11.0 × 19.0 × 31.5 | B32524Q6684+*** | – | 1400 | 1280 |
| | | 1.0 | 11.0 × 19.0 × 31.5 | B32524Q6105+*** | – | 1400 | 1280 |
| | | 1.5 | 11.0 × 19.0 × 31.5 | B32524Q6155+*** | – | 1400 | 1280 |
| | | 2.2 | 11.0 × 21.0 × 31.5 | B32524R6225+*** | – | 1400 | 1280 |
| | | 3.3 | 14.0 × 24.5 × 31.5 | B32524R6335+*** | – | 1000 | 1040 |
| | | 4.7 | 14.0 × 24.5 × 31.5 | B32524R6475+*** | – | 1000 | 1040 |
| | | 6.8 | 18.0 × 27.5 × 31.5 | B32524R6685+*** | – | – | 800 |
| | | 10 | 22.0 × 36.5 × 31.5 | B32524R6106+*** | – | – | 640 |
| 630 | 220 | 0.33 | 11.0 × 21.0 × 31.5 | B32524Q8334+*** | – | 1400 | 1280 |
| | | 0.47 | 11.0 × 21.0 × 31.5 | B32524Q8474+*** | – | 1400 | 1280 |
| | | 0.68 | 11.0 × 21.0 × 31.5 | B32524Q8684+*** | – | 1400 | 1280 |
| | | 1.0 | 14.0 × 24.5 × 31.5 | B32524Q8105+*** | – | 1000 | 1040 |
| | | 1.5 | 18.0 × 27.5 × 31.5 | B32524Q8155+*** | – | – | 800 |
| | | 2.2 | 21.0 × 31.0 × 31.5 | B32524Q8225+*** | – | – | 720 |

MOQ = Minimum Order Quantity, consisting of 4 packing units.

Further E series and intermediate capacitance values on request.

Composition of ordering code

+ = Capacitance tolerance code:

M = ±20%

K = ±10%

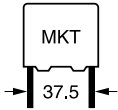
J = ±5%

*** = Packaging code:

289 = Ammo pack

189 = Reel

000 = Untaped (standard lead length 6 –1 mm)


B32526
General purpose (wound)
Ordering codes and packing units (lead spacing 37.5 mm)

| V_R | V_{RMS} $f \leq 60$ Hz | C_R | Max. dimensions $w \times h \times l$ mm | Ordering code (composition see below) | Ammo pack pcs./MOQ | Reel pcs./MOQ | Untaped pcs./MOQ |
|-------|-----------------------------|---------|--|---|--------------------------|------------------|---------------------|
| V DC | V AC | μF | | | | | |
| 63 | 40 | 22 | 12.0 × 22.0 × 41.5 | B32526R0226+*** | — | — | 1620 |
| | | 33 | 12.0 × 22.0 × 41.5 | B32526R0336+*** | — | — | 1620 |
| | | 47 | 12.0 × 22.0 × 41.5 | B32526R0476+*** | — | — | 1620 |
| | | 56 | 24.0 × 15.0 × 41.5 | B32526T0566+*** | — | — | 1040 |
| | | 68 | 16.0 × 28.5 × 41.5 | B32526R0686+*** | — | — | 800 |
| | | 82 | 24.0 × 19.0 × 41.5 | B32526T0826+*** | — | — | 780 |
| | | 100 | 18.0 × 32.5 × 41.5 | B32526R0107+*** | — | — | 720 |
| | | 150 | 20.0 × 39.5 × 41.5 | B32526R0157+*** | — | — | 640 |
| | | 220 | 28.0 × 42.5 × 41.5 | B32526R0227A*** | — | — | 440 |
| 100 | 63 | 15 | 12.0 × 22.0 × 41.5 | B32526R1156+*** | — | — | 1620 |
| | | 22 | 12.0 × 22.0 × 41.5 | B32526R1226+*** | — | — | 1620 |
| | | 33 | 14.0 × 25.0 × 41.5 | B32526R1336+*** | — | — | 1380 |
| | | 33 | 24.0 × 15.0 × 41.5 | B32526T1336+*** | — | — | 1040 |
| | | 47 | 16.0 × 28.5 × 41.5 | B32526R1476+*** | — | — | 800 |
| | | 47 | 24.0 × 19.0 × 41.5 | B32526T1476+*** | — | — | 780 |
| | | 68 | 18.0 × 32.5 × 41.5 | B32526R1686+*** | — | — | 720 |
| | | 100 | 20.0 × 39.5 × 41.5 | B32526R1107+*** | — | — | 640 |
| | | 150 | 28.0 × 42.5 × 41.5 | B32526R1157+*** | — | — | 440 |
| 250 | 160 | 4.7 | 12.0 × 22.0 × 41.5 | B32526R3475+*** | — | — | 1620 |
| | | 6.8 | 12.0 × 22.0 × 41.5 | B32526R3685+*** | — | — | 1620 |
| | | 10 | 12.0 × 22.0 × 41.5 | B32526R3106+*** | — | — | 1620 |
| | | 15 | 14.0 × 25.0 × 41.5 | B32526R3156+*** | — | — | 1380 |
| | | 15 | 24.0 × 15.0 × 41.5 | B32526T3156+*** | — | — | 1040 |
| | | 22 | 16.0 × 28.5 × 41.5 | B32526R3226+*** | — | — | 800 |
| | | 22 | 24.0 × 19.0 × 41.5 | B32526T3226+*** | — | — | 780 |
| | | 33 | 20.0 × 39.5 × 41.5 | B32526R3336+*** | — | — | 640 |
| | | 47 | 20.0 × 39.5 × 41.5 | B32526R3476+*** | — | — | 640 |
| | | 68 | 28.0 × 42.5 × 41.5 | B32526R3686+*** | — | — | 440 |

MOQ = Minimum Order Quantity, consisting of 4 packing units.

Further E series and intermediate capacitance values on request.

Composition of ordering code

+ = Capacitance tolerance code:

M = $\pm 20\%$

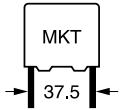
K = $\pm 10\%$

J = $\pm 5\%$

A = -15 ... +5% (220 μF type only)

*** = Packaging code:

000 = Untaped (standard lead length 6 -1 mm)


Ordering codes and packing units (lead spacing 37.5 mm)

| V_R | V_{RMS} $f \leq 60$ Hz | C_R | Max. dimensions $w \times h \times l$ mm | Ordering code (composition see below) | Ammo pack pcs./MOQ | Reel pcs./MOQ | Untaped pcs./MOQ |
|-------|-----------------------------|---------|--|---|--------------------------|------------------|---------------------|
| V DC | V AC | μF | | | | | |
| 400 | 200 | 3.3 | 12.0 × 22.0 × 41.5 | B32526R6335+*** | — | — | 1620 |
| | | 4.7 | 12.0 × 22.0 × 41.5 | B32526R6475+*** | — | — | 1620 |
| | | 5.6 | 24.0 × 15.0 × 41.5 | B32526T6565+*** | — | — | 1040 |
| | | 6.8 | 14.0 × 25.0 × 41.5 | B32526R6685+*** | — | — | 1380 |
| | | 8.2 | 24.0 × 19.0 × 41.5 | B32526T6825+*** | — | — | 780 |
| | | 10 | 18.0 × 32.5 × 41.5 | B32526R6106+*** | — | — | 720 |
| | | 15 | 20.0 × 39.5 × 41.5 | B32526R6156+*** | — | — | 640 |
| | | 22 | 28.0 × 42.5 × 41.5 | B32526R6226+*** | — | — | 440 |

MOQ = Minimum Order Quantity, consisting of 4 packing units.
Further E series and intermediate capacitance values on request.

Composition of ordering code

+ = Capacitance tolerance code:

M = $\pm 20\%$

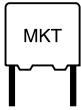
K = $\pm 10\%$

J = $\pm 5\%$

A = -15 ... +5% (220 μF type only)

*** = Packaging code:

000 = Untaped (standard lead length 6 – 1 mm)


B32520 ... B32529
General purpose (stacked/wound)
Technical data

| | | | | |
|--|--|--|---|--|
| Operating temperature range | Max. operating temperature $T_{op,max}$ | | +125 °C | |
| | Upper category temperature T_{max} | | +125 °C | |
| | Lower category temperature T_{min} | | -55 °C | |
| | Rated temperature T_R | | +85 °C | |
| Dissipation factor $\tan \delta$ (in 10^{-3}) at 20 °C (upper limit values) | at | $C_R \leq 0.1 \mu F$ | $0.1 \mu F < C_R \leq 1 \mu F$ | $C_R > 1 \mu F$ |
| | 1 kHz | 8 | 8 | 10 |
| | 10 kHz | 15 | 15 | — |
| | 100 kHz | 30 | — | — |
| Insulation resistance R_{ins} or time constant $\tau = C_R \cdot R_{ins}$ at 20 °C, rel. humidity $\leq 65\%$ (minimum as-delivered values) | V_R | $C_R \leq 0.33 \mu F$ | | $C_R > 0.33 \mu F$ |
| | ≤ 100 V DC | 3750 M Ω | | 1250 s |
| | ≥ 250 V DC | 7500 M Ω | | 2500 s |
| DC test voltage | 1.4 · V_R , 2 s | | | |
| Category voltage V_C (continuous operation with V_{DC} or V_{AC} at $f \leq 60$ Hz) | T_A (°C) | DC voltage derating | | AC voltage derating |
| | $T_A \leq 85$ $85 < T_A \leq 125$ | $V_C = V_R$ $V_C = V_R \cdot (165 - T_A) / 80$ | | $V_{C,RMS} = V_{RMS}$ $V_{C,RMS} = V_{RMS} \cdot (165 - T_A) / 80$ |
| Operating voltage V_{op} for short operating periods (V_{DC} or V_{AC} at $f \leq 60$ Hz) | T_A (°C) | DC voltage (max. hours) | | AC voltage (max. hours) |
| | $T_A \leq 100$ $100 < T_A \leq 125$ | $V_{op} = 1.25 \cdot V_C$ (2000 h) $V_{op} = 1.25 \cdot V_C$ (1000 h) | | $V_{op} = 1.0 \cdot V_{C,RMS}$ (2000 h) $V_{op} = 1.0 \cdot V_{C,RMS}$ (1000 h) |
| Damp heat test Limit values after damp heat test | 56 days/40 °C/93% relative humidity | | | |
| | Capacitance change $ \Delta C/C $ | | $\leq 5\%$ | |
| | Dissipation factor change $\Delta \tan \delta$ | | $\leq 5 \cdot 10^{-3}$ (at 1 kHz) | |
| | Insulation resistance R_{ins} or time constant $\tau = C_R \cdot R_{ins}$ | | $\geq 50\%$ of minimum as-delivered values | |
| Reliability: | | | | |
| Failure rate λ | 1 fit ($\leq 1 \cdot 10^{-9}$ /h) at $0.5 \cdot V_R$, 40 °C | | | |
| Service life t_{SL} | 200 000 h at $1.0 \cdot V_R$, 85 °C | | | |
| Failure criteria: | For conversion to other operating conditions and temperatures, refer to chapter "Quality, 2 Reliability". | | | |
| Total failure | Short circuit or open circuit | | | |
| Failure due to variation of parameters | Capacitance change $ \Delta C/C $ | | $> 10\%$ | |
| | Dissipation factor $\tan \delta$ | | $> 2 \cdot$ upper limit value | |
| | Insulation resistance R_{ins} | | < 150 M Ω ($C_R \leq 0.33 \mu F$) | |
| | or time constant $\tau = C_R \cdot R_{ins}$ | | < 50 s ($C_R > 0.33 \mu F$) | |

Pulse handling capability

"dV/dt" represents the maximum permissible voltage change per unit of time for non-sinusoidal voltages, expressed in V/μs.

"k₀" represents the maximum permissible pulse characteristic of the waveform applied to the capacitor, expressed in V²/μs.

Note:

The values of dV/dt and k₀ provided below must not be exceeded in order to avoid damaging the capacitor.

dV/dt values

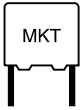
| Lead spacing | 5 mm | 7.5 mm | 10 mm | | 15 mm | | 22.5 mm | 27.5 mm | 37.5 mm | |
|------------------------|--------------------------|---------------|-------|-----|-------|-----|---------|---------|---------|-----|
| Technology | S | S | S | W | S | W | W | W | W | |
| V _R V DC | V _{RMS} V AC | dV/dt in V/μs | | | | | | | | |
| 50 | 32 | 200 | – | – | – | – | – | – | – | – |
| 63 | 40 | 250 | 120 | 50 | – | 30 | – | 3 | 1 | 0.8 |
| 100 | 63 | 300 | 150 | 75 | – | 50 | 5 | 4 | 3 | 1 |
| 250 | 160 | 400 | 200 | 150 | – | 100 | 10 | 8 | 5 | 4 |
| 400 | 200 | 600 | 275 | 175 | – | 125 | – | 10 | 8.5 | 6 |
| 450 | 200 | – | – | – | – | – | 20 | – | – | – |
| 630 | 400 | 800 | – | 320 | – | 150 | – | 15 | 12 | – |

S = Stacked, W = Wound

k₀ values

| Lead spacing | 5 mm | 7.5 mm | 10 mm | | 15 mm | | 22.5 mm | 27.5 mm | 37.5 mm | |
|------------------------|--------------------------|--------------------------------------|--------|--------|-------|--------|---------|---------|---------|------|
| Technology | S | S | S | W | S | W | W | W | W | |
| V _R V DC | V _{RMS} V AC | k ₀ in V ² /μs | | | | | | | | |
| 50 | 32 | 20000 | – | – | – | – | – | – | – | – |
| 63 | 40 | 30000 | 15000 | 6300 | – | 3800 | – | 375 | 130 | 100 |
| 100 | 63 | 60000 | 30000 | 15000 | – | 10000 | 850 | 800 | 600 | 200 |
| 250 | 160 | 200000 | 100000 | 75000 | – | 50000 | 5000 | 4000 | 2500 | 2000 |
| 400 | 200 | 500000 | 220000 | 140000 | – | 100000 | – | 10000 | 8500 | 6000 |
| 450 | 200 | – | – | – | – | – | 15000 | – | – | – |
| 630 | 400 | 1000000 | – | 400000 | – | 190000 | – | 18000 | 15000 | – |

S = Stacked, W = Wound

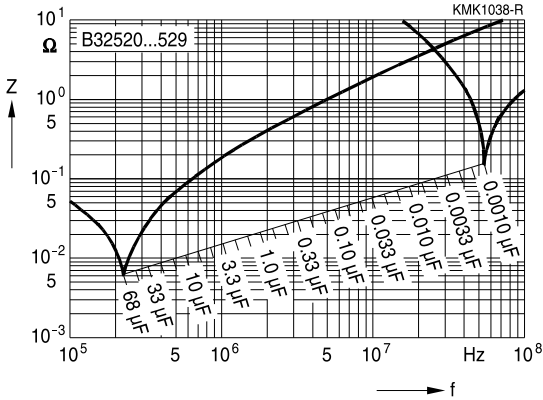


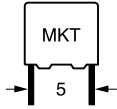
B32520 ... B32529

General purpose (stacked/wound)

Impedance Z versus frequency f

(typical values)

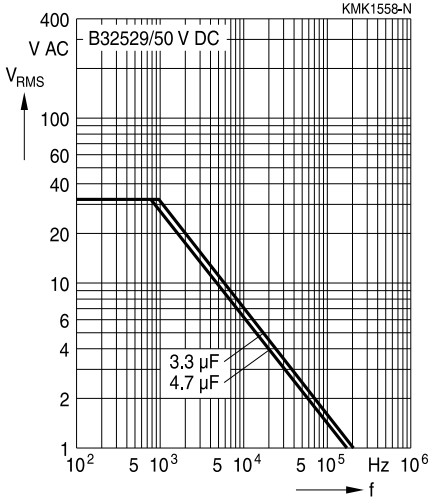




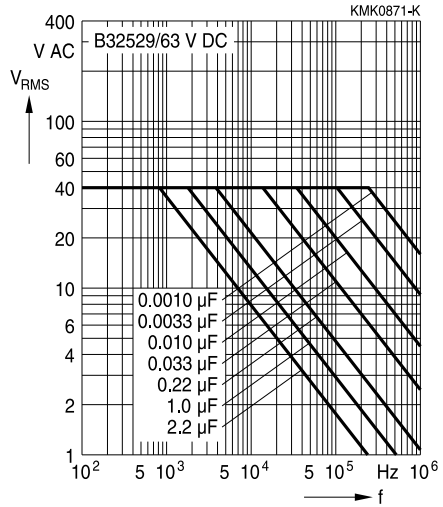
Permissible AC voltage V_{RMS} versus frequency f (for sinusoidal waveforms, $T_A \leq 55^\circ\text{C}$)
 For $T_A > 55^\circ\text{C}$, please refer to "General technical information", section 3.2.3.

Lead spacing 5 mm

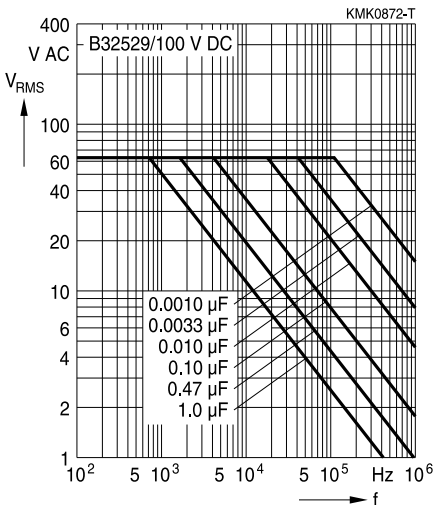
50 V DC/32 V AC



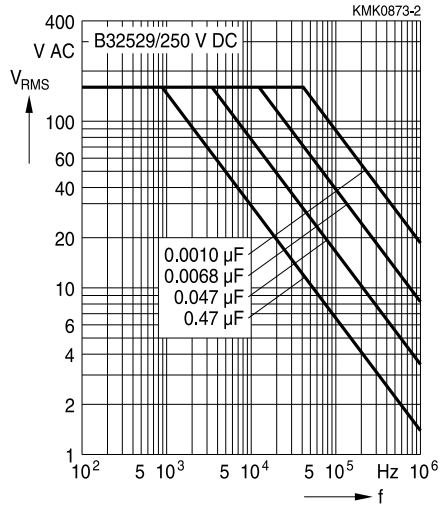
63 V DC/40 V AC

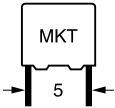


100 V DC/63 V AC



250 V DC/160 V AC





B32529

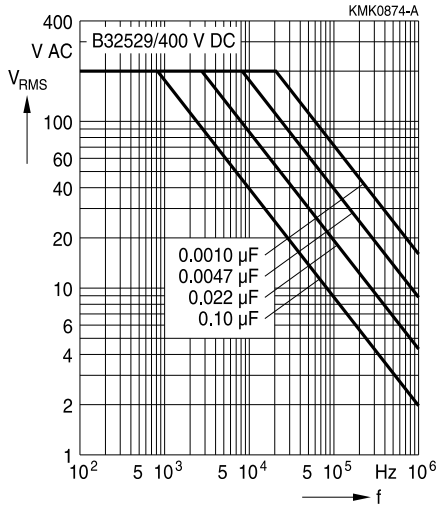
General purpose (stacked)

Permissible AC voltage V_{RMS} versus frequency f (for sinusoidal waveforms, $T_A \leq 55^\circ C$)

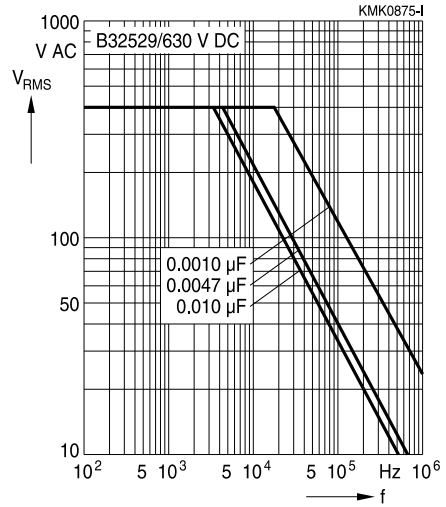
For $T_A > 55^\circ C$, please refer to "General technical information", section 3.2.3.

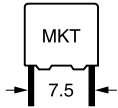
Lead spacing 5 mm

400 V DC/200 V AC



630 V DC/400 V AC

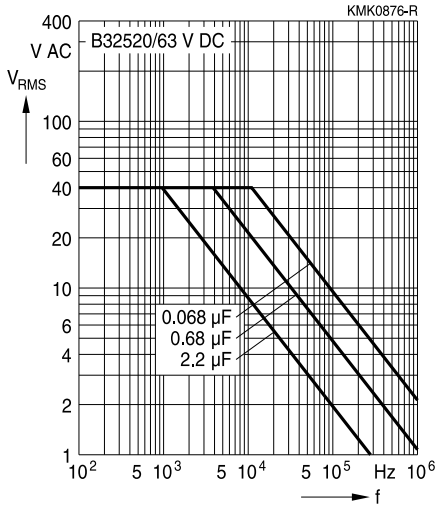




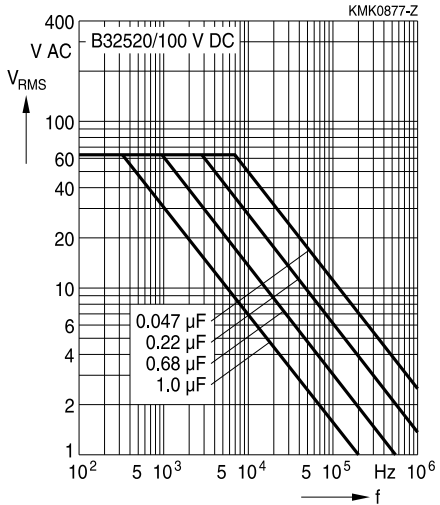
Permissible AC voltage V_{RMS} versus frequency f (for sinusoidal waveforms, $T_A \leq 55^\circ C$)
 For $T_A > 55^\circ C$, please refer to "General technical information", section 3.2.3.

Lead spacing 7.5 mm

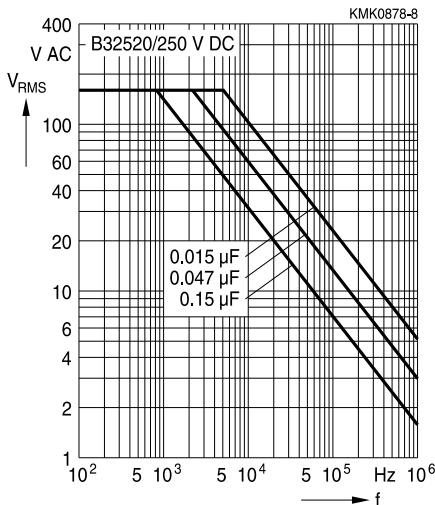
63 V DC/40 V AC



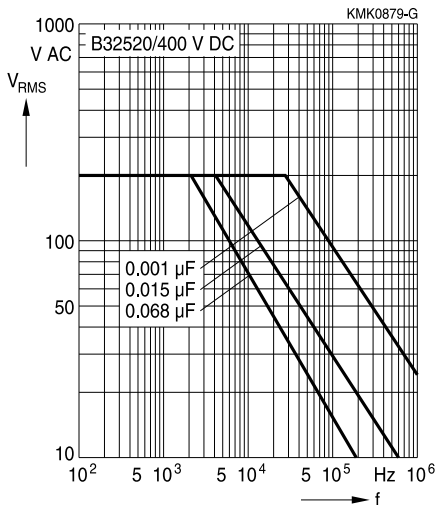
100 V DC/63 V AC

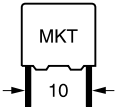


250 V DC/160 V AC



400 V DC/200 V AC





B32521

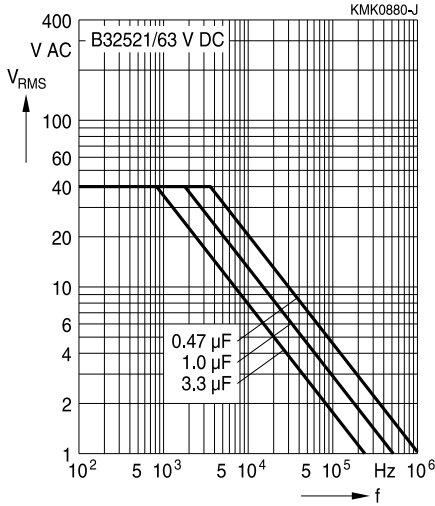
General purpose (stacked/wound)

Permissible AC voltage V_{RMS} versus frequency f (for sinusoidal waveforms, $T_A \leq 55^\circ C$)

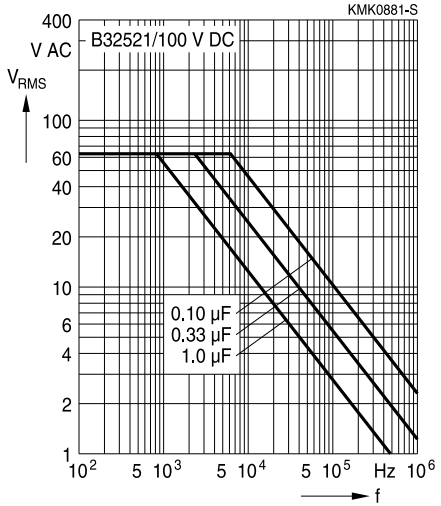
For $T_A > 55^\circ C$, please refer to "General technical information", section 3.2.3.

Lead spacing 10 mm

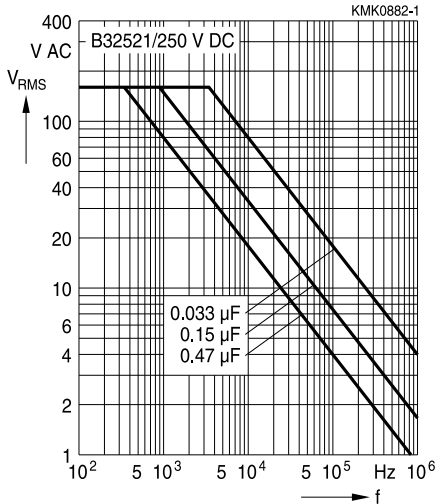
63 V DC/40 V AC



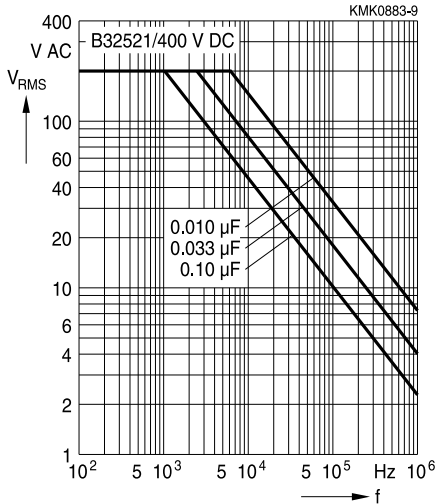
100 V DC/63 V AC

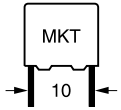


250 V DC/160 V AC



400 V DC/200 V AC



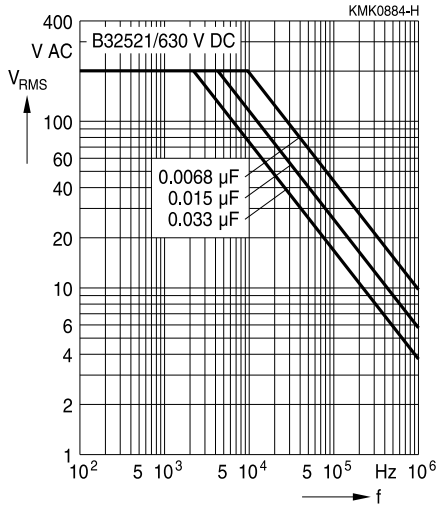


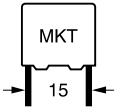
Permissible AC voltage V_{RMS} versus frequency f (for sinusoidal waveforms, $T_A \leq 55^\circ C$)

For $T_A > 55^\circ C$, please refer to "General technical information", section 3.2.3.

Lead spacing 10 mm

630 V DC/200 V AC





B32522

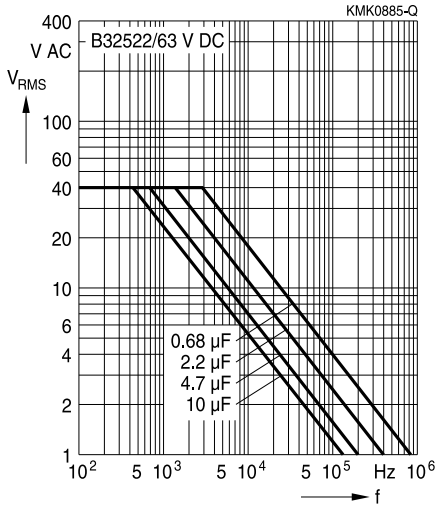
General purpose (stacked/wound)

Permissible AC voltage V_{RMS} versus frequency f (for sinusoidal waveforms, $T_A \leq 55^\circ C$)

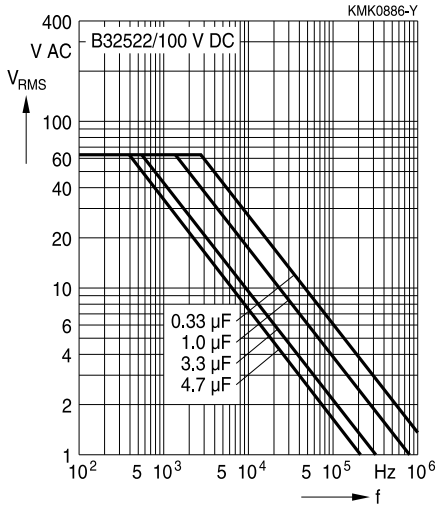
For $T_A > 55^\circ C$, please refer to "General technical information", section 3.2.3.

Lead spacing 15 mm

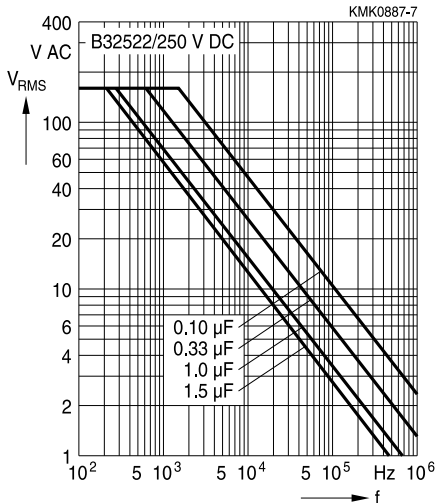
63 V DC/40 V AC



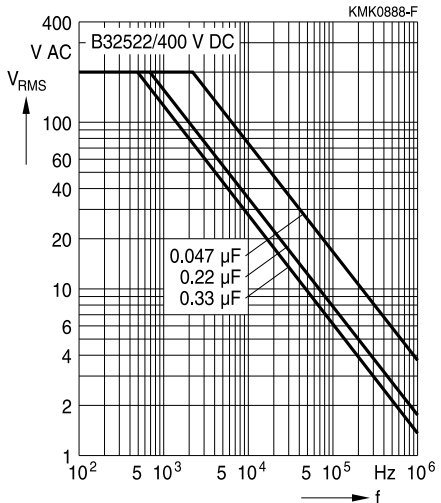
100 V DC/63 V AC

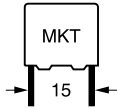


250 V DC/160 V AC



400 V DC/200 V AC



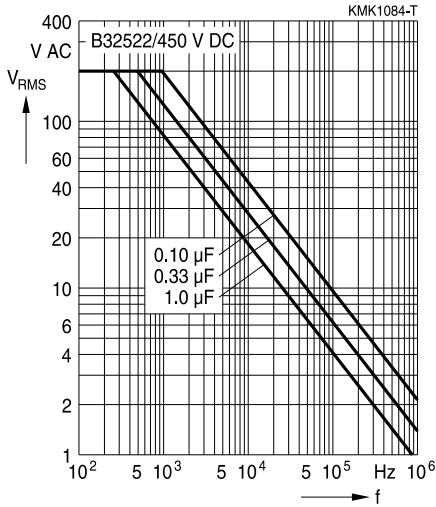


Permissible AC voltage V_{RMS} versus frequency f (for sinusoidal waveforms, $T_A \leq 55^\circ C$)

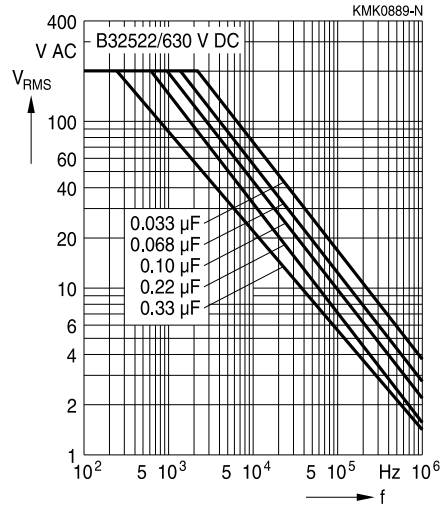
For $T_A > 55^\circ C$, please refer to "General technical information", section 3.2.3.

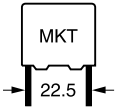
Lead spacing 15 mm

450 V DC/200 V AC



630 V DC/200 V AC





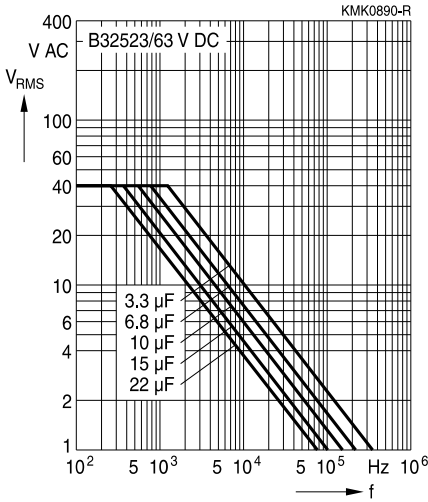
B32523

General purpose (wound)

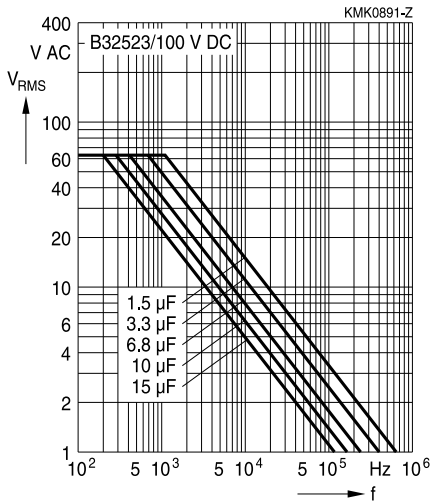
Permissible AC voltage V_{RMS} versus frequency f (for sinusoidal waveforms, $T_A \leq 55^\circ C$)
 For $T_A > 55^\circ C$, please refer to "General technical information", section 3.2.3.

Lead spacing 22.5 mm

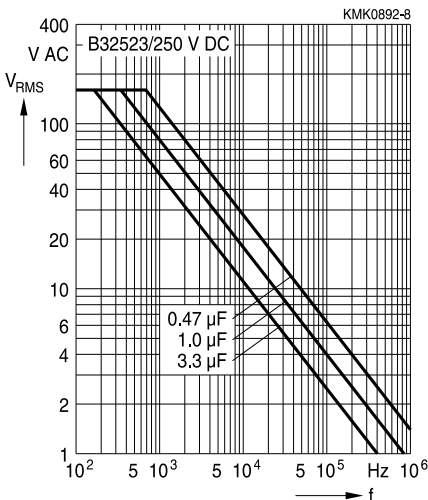
63 V DC/40 V AC



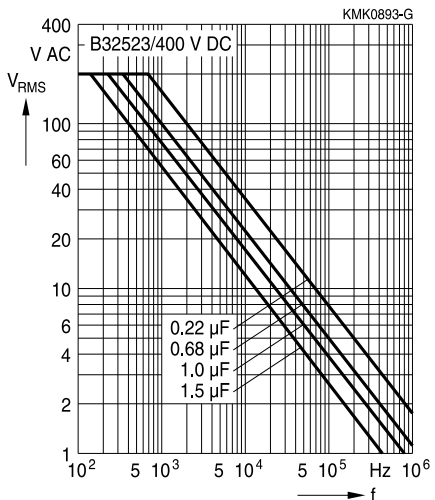
100 V DC/63 V AC

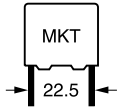


250 V DC/160 V AC



400 V DC/200 V AC



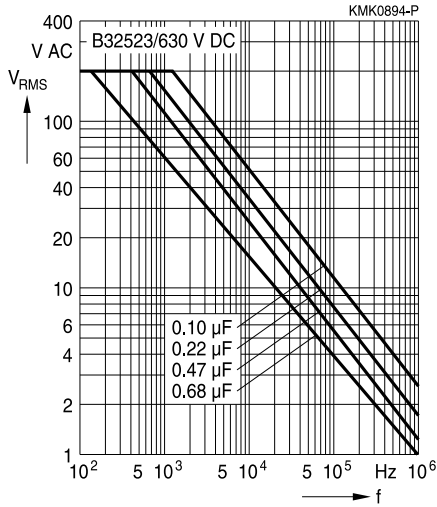


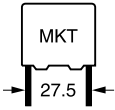
Permissible AC voltage V_{RMS} versus frequency f (for sinusoidal waveforms, $T_A \leq 55^\circ C$)

For $T_A > 55^\circ C$, please refer to "General technical information", section 3.2.3.

Lead spacing 22.5 mm

630 V DC/200 V AC





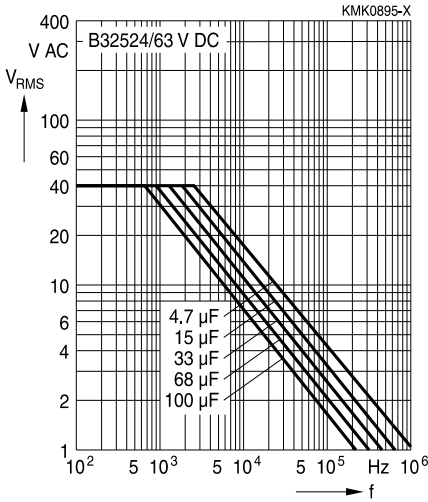
B32524

General purpose (wound)

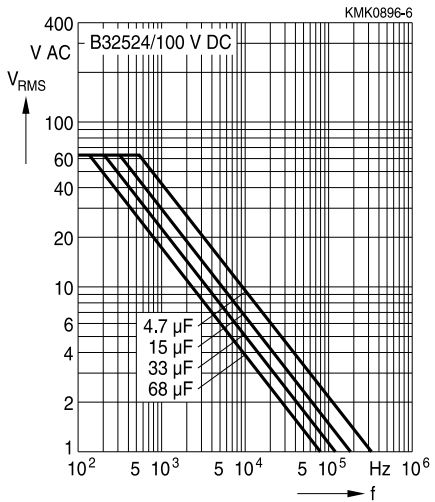
Permissible AC voltage V_{RMS} versus frequency f (for sinusoidal waveforms, $T_A \leq 55^\circ C$)
 For $T_A > 55^\circ C$, please refer to "General technical information", section 3.2.3.

Lead spacing 27.5 mm

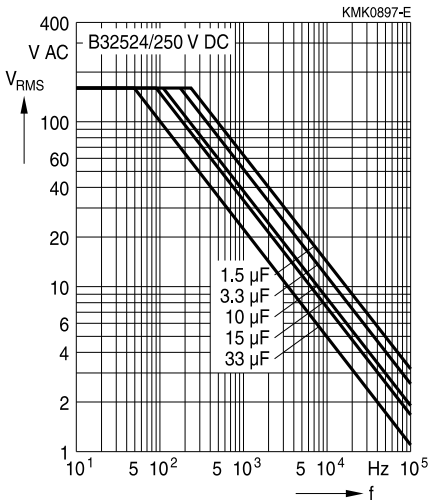
63 V DC/40 V AC



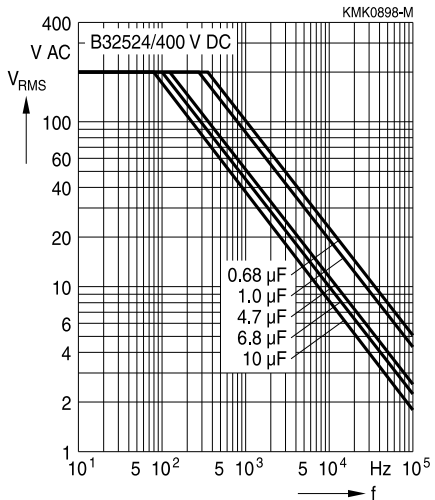
100 V DC/63 V AC

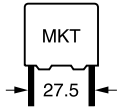


250 V DC/160 V AC



400 V DC/200 V AC



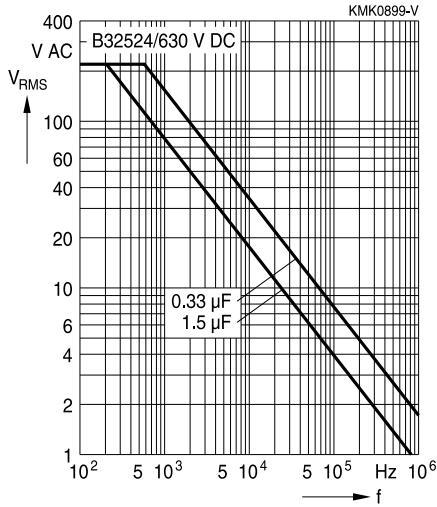


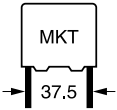
Permissible AC voltage V_{RMS} versus frequency f (for sinusoidal waveforms, $T_A \leq 55^\circ C$)

For $T_A > 55^\circ C$, please refer to "General technical information", section 3.2.3.

Lead spacing 27.5 mm

630 V DC/220 V AC





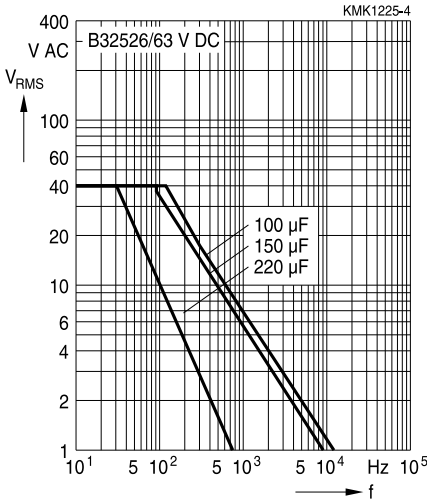
B32526

General purpose (wound)

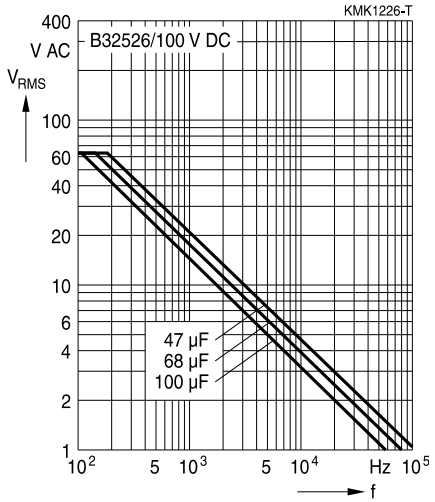
Permissible AC voltage V_{RMS} versus frequency f (for sinusoidal waveforms, $T_A \leq 55^\circ C$)
 For $T_A > 55^\circ C$, please refer to "General technical information", section 3.2.3.

Lead spacing 37.5 mm

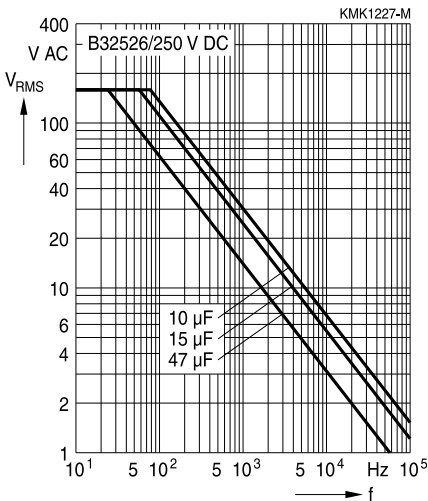
63 V DC/40 V AC



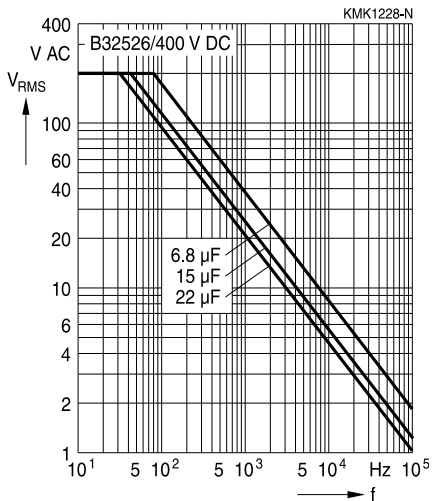
100 V DC/63 V AC




250 V DC/160 V AC



400 V DC/200 V AC





Mounting guidelines

1 Soldering

1.1 Solderability of leads

The solderability of terminal leads is tested to IEC 60068-2-20, test Ta, method 1.

Before a solderability test is carried out, terminals are subjected to accelerated ageing (to IEC 60068-2-2, test Ba: 4 h exposure to dry heat at 155 °C). Since the ageing temperature is far higher than the upper category temperature of the capacitors, the terminal wires should be cut off from the capacitor before the ageing procedure to prevent the solderability being impaired by the products of any capacitor decomposition that might occur.

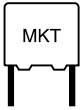
| | |
|-------------------------|---|
| Solder bath temperature | 235 ±5 °C |
| Soldering time | 2.0 ±0.5 s |
| Immersion depth | 2.0 +0/-0.5 mm from capacitor body or seating plane |
| Evaluation criteria: | |
| Visual inspection | Wetting of wire surface by new solder ≥90%, free-flowing solder |

1.2 Resistance to soldering heat

Resistance to soldering heat is tested to IEC 60068-2-20, test Tb, method 1A.

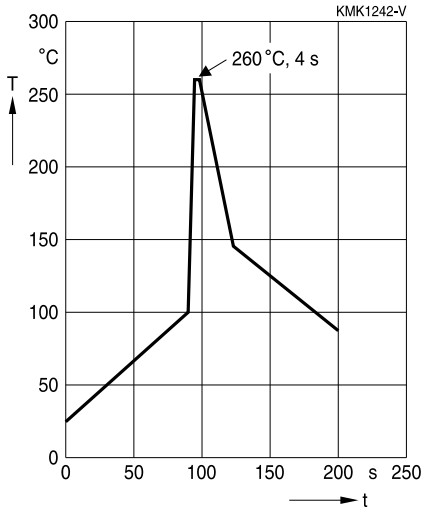
Conditions:

| Series | Solder bath temperature | Soldering time |
|--|-------------------------|--|
| MKT boxed (except 2.5 × 6.5 × 7.2 mm) coated uncoated (lead spacing > 10 mm) | 260 ±5 °C | 10 ±1 s |
| MFP MKP (lead spacing > 7.5 mm) | | |
| MKT boxed (case 2.5 × 6.5 × 7.2 mm) | | 5 ±1 s |
| MKP (lead spacing ≤ 7.5 mm) | | < 4 s |
| MKT uncoated (lead spacing ≤ 10 mm) insulated (B32559) | | recommended soldering profile for MKT uncoated (lead spacing ≤ 10 mm) and insulated (B32559) |




B32520 ... B32529

General purpose (stacked/wound)



| | |
|----------------------|---|
| Immersion depth | 2.0 +0/−0.5 mm from capacitor body or seating plane |
| Shield | Heat-absorbing board, (1.5 ±0.5) mm thick, between capacitor body and liquid solder |
| Evaluation criteria: | |
| Visual inspection | No visible damage |
| $\Delta C/C_0$ | 2% for MKT/MKP/MFP 5% for EMI suppression capacitors |
| $\tan \delta$ | As specified in sectional specification |



1.3 General notes on soldering

Permissible heat exposure loads on film capacitors are primarily characterized by the upper category temperature T_{max} . Long exposure to temperatures above this type-related temperature limit can lead to changes in the plastic dielectric and thus change irreversibly a capacitor's electrical characteristics. For short exposures (as in practical soldering processes) the heat load (and thus the possible effects on a capacitor) will also depend on other factors like:

- Pre-heating temperature and time
- Forced cooling immediately after soldering
- Terminal characteristics:
 - diameter, length, thermal resistance, special configurations (e.g. crimping)
- Height of capacitor above solder bath
- Shadowing by neighboring components
- Additional heating due to heat dissipation by neighboring components
- Use of solder-resist coatings

The overheating associated with some of these factors can usually be reduced by suitable countermeasures. For example, if a pre-heating step cannot be avoided, an additional or reinforced cooling process may possibly have to be included.

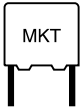
EPCOS recommends the following conditions:

- Pre-heating with a maximum temperature of 110 °C
- Temperature inside the capacitor should not exceed the following limits:
 - MKP/MFP 110 °C
 - MKT 160 °C
- When SMD components are used together with leaded ones, the leaded film capacitors should not pass into the SMD adhesive curing oven. The leaded components should be assembled after the SMD curing step.
- Leaded film capacitors are not suitable for reflow soldering.

Uncoated capacitors

For uncoated MKT capacitors with lead spacings ≤ 10 mm (B32560/B32561) the following measures are recommended:

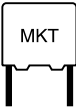
- pre-heating to not more than 110 °C in the preheater phase
- rapid cooling after soldering


B32520 ... B32529
General purpose (stacked/wound)
Cautions and warnings

- Do not exceed the upper category temperature (UCT).
- Do not apply any mechanical stress to the capacitor terminals.
- Avoid any compressive, tensile or flexural stress.
- Do not move the capacitor after it has been soldered to the PC board.
- Do not pick up the PC board by the soldered capacitor.
- Do not place the capacitor on a PC board whose PTH hole spacing differs from the specified lead spacing.
- Do not exceed the specified time or temperature limits during soldering.
- Avoid external energy inputs, such as fire or electricity.
- Avoid overload of the capacitors.

The table below summarizes the safety instructions that must always be observed. A detailed description can be found in the relevant sections of the chapters "General technical information" and "Mounting guidelines".

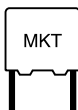
| Topic | Safety information | Reference chapter "General technical information" |
|-------------------------|---|---|
| Storage conditions | Make sure that capacitors are stored within the specified range of time, temperature and humidity conditions. | 4.5 "Storage conditions" |
| Flammability | Avoid external energy, such as fire or electricity (passive flammability), avoid overload of the capacitors (active flammability) and consider the flammability of materials. | 5.3 "Flammability" |
| Resistance to vibration | Do not exceed the tested ability to withstand vibration. The capacitors are tested to IEC 60068-2-6. EPCOS offers film capacitors specially designed for operation under more severe vibration regimes such as those found in automotive applications. Consult our catalog "Film Capacitors for Automotive Electronics". | 5.2 "Resistance to vibration" |



| Topic | Safety information | Reference chapter "Mounting guidelines" |
|--|---|--|
| Soldering | Do not exceed the specified time or temperature limits during soldering. | 1 "Soldering" |
| Cleaning | Use only suitable solvents for cleaning capacitors. | 2 "Cleaning" |
| Embedding of capacitors in finished assemblies | When embedding finished circuit assemblies in plastic resins, chemical and thermal influences must be taken into account. Caution: Consult us first, if you also wish to embed other uncoated component types! | 3 "Embedding of capacitors in finished assemblies" |

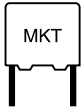
Display of ordering codes for EPCOS products

The ordering code for one and the same product can be represented differently in data sheets, data books, other publications and the website of EPCOS, or in order-related documents such as shipping notes, order confirmations and product labels. **The varying representations of the ordering codes are due to different processes employed and do not affect the specifications of the respective products.** Detailed information can be found on the Internet under www.epcos.com/orderingcodes.


Symbols and terms

| Symbol | English | German |
|----------------------|---|---|
| α | Heat transfer coefficient | Wärmeübergangszahl |
| α_C | Temperature coefficient of capacitance | Temperaturkoeffizient der Kapazität |
| A | Capacitor surface area | Kondensatoroberfläche |
| β_C | Humidity coefficient of capacitance | Feuchtekoeffizient der Kapazität |
| C | Capacitance | Kapazität |
| C_R | Rated capacitance | Nennkapazität |
| ΔC | Absolute capacitance change | Absolute Kapazitätsänderung |
| $\Delta C/C$ | Relative capacitance change (relative deviation of actual value) | Relative Kapazitätsänderung (relative Abweichung vom Ist-Wert) |
| $\Delta C/C_R$ | Capacitance tolerance (relative deviation from rated capacitance) | Kapazitätstoleranz (relative Abweichung vom Nennwert) |
| dt | Time differential | Differentielle Zeit |
| Δt | Time interval | Zeitintervall |
| ΔT | Absolute temperature change (self-heating) | Absolute Temperaturänderung (Selbsterwärmung) |
| $\Delta \tan \delta$ | Absolute change of dissipation factor | Absolute Änderung des Verlustfaktors |
| ΔV | Absolute voltage change | Absolute Spannungsänderung |
| dV/dt | Time differential of voltage function (rate of voltage rise) | Differentielle Spannungsänderung (Spannungsflankensteilheit) |
| $\Delta V/\Delta t$ | Voltage change per time interval | Spannungsänderung pro Zeitintervall |
| E | Activation energy for diffusion | Aktivierungsenergie zur Diffusion |
| ESL | Self-inductance | Eigeninduktivität |
| ESR | Equivalent series resistance | Ersatz-Serienwiderstand |
| f | Frequency | Frequenz |
| f_1 | Frequency limit for reducing permissible AC voltage due to thermal limits | Grenzfrequenz für thermisch bedingte Reduzierung der zulässigen Wechselspannung |
| f_2 | Frequency limit for reducing permissible AC voltage due to current limit | Grenzfrequenz für strombedingte Reduzierung der zulässigen Wechselspannung |
| f_r | Resonant frequency | Resonanzfrequenz |
| F_D | Thermal acceleration factor for diffusion | Therm. Beschleunigungsfaktor zur Diffusion |
| F_T | Derating factor | Deratingfaktor |
| i | Current (peak) | Stromspitze |
| I_C | Category current (max. continuous current) | Kategoriestrom (max. Dauerstrom) |

| Symbol | English | German |
|------------------|--|---|
| I_{RMS} | (Sinusoidal) alternating current, root-mean-square value | (Sinusförmiger) Wechselstrom |
| i_z | Capacitance drift | Inkonstanz der Kapazität |
| k_0 | Pulse characteristic | Impuls Kennwert |
| L_S | Series inductance | Serieninduktivität |
| λ | Failure rate | Ausfallrate |
| λ_0 | Constant failure rate during useful service life | Konstante Ausfallrate in der Nutzungsphase |
| λ_{test} | Failure rate, determined by tests | Experimentell ermittelte Ausfallrate |
| P_{diss} | Dissipated power | Abgegebene Verlustleistung |
| P_{gen} | Generated power | Erzeugte Verlustleistung |
| Q | Heat energy | Wärmeenergie |
| ρ | Density of water vapor in air | Dichte von Wasserdampf in Luft |
| R | Universal molar constant for gases | Allg. Molarkonstante für Gas |
| R | Ohmic resistance of discharge circuit | Ohmscher Widerstand des Entladekreises |
| R_i | Internal resistance | Innenwiderstand |
| R_{ins} | Insulation resistance | Isolationswiderstand |
| R_P | Parallel resistance | Parallelwiderstand |
| R_S | Series resistance | Serienwiderstand |
| S | severity (humidity test) | Schärfegrad (Feuchtest) |
| t | Time | Zeit |
| T | Temperature | Temperatur |
| τ | Time constant | Zeitkonstante |
| $\tan \delta$ | Dissipation factor | Verlustfaktor |
| $\tan \delta_D$ | Dielectric component of dissipation factor | Dielektrischer Anteil des Verlustfaktors |
| $\tan \delta_P$ | Parallel component of dissipation factor | Parallelanteil des Verlustfaktors |
| $\tan \delta_S$ | Series component of dissipation factor | Serienanteil des Verlustfaktors |
| T_A | Ambient temperature | Umgebungstemperatur |
| T_{max} | Upper category temperature | Obere Kategorietemperatur |
| T_{min} | Lower category temperature | Untere Kategorietemperatur |
| t_{OL} | Operating life at operating temperature and voltage | Betriebszeit bei Betriebstemperatur und -spannung |
| T_{op} | Operating temperature | Betriebstemperatur |
| T_R | Rated temperature | Nenntemperatur |
| T_{ref} | Reference temperature | Referenztemperatur |
| t_{SL} | Reference service life | Referenz-Lebensdauer |
| V_{AC} | AC voltage | Wechselspannung |


B32520 ... B32529
General purpose (stacked/wound)

| Symbol | English | German |
|-------------|---|---|
| V_C | Category voltage | Kategoriespannung |
| $V_{C,RMS}$ | Category AC voltage | (Sinusförmige) Kategorie-Wechselspannung |
| V_{CD} | Corona-discharge onset voltage | Teilentlade-Einsatzspannung |
| V_{ch} | Charging voltage | Ladespannung |
| V_{DC} | DC voltage | Gleichspannung |
| V_{FB} | Fly-back capacitor voltage | Spannung (Flyback) |
| V_i | Input voltage | Eingangsspannung |
| V_o | Output voltage | Ausgangssspannung |
| V_{op} | Operating voltage | Betriebsspannung |
| V_p | Peak pulse voltage | Impuls-Spitzenspannung |
| V_{pp} | Peak-to-peak voltage Impedance | Spannungshub |
| V_R | Rated voltage | Nennspannung |
| \hat{V}_R | Amplitude of rated AC voltage | Amplitude der Nenn-Wechselspannung |
| V_{RMS} | (Sinusoidal) alternating voltage, root-mean-square value | (Sinusförmige) Wechselspannung |
| V_{SC} | S-correction voltage | Spannung bei Anwendung "S-correction" |
| V_{sn} | Snubber capacitor voltage | Spannung bei Anwendung "Beschaltung" |
| Z | Impedance | Scheinwiderstand |
| e | Lead spacing | Rastermaß |

Important notes

The following applies to all products named in this publication:

1. Some parts of this publication contain **statements about the suitability of our products for certain areas of application**. These statements are based on our knowledge of typical requirements that are often placed on our products in the areas of application concerned. We nevertheless expressly point out **that such statements cannot be regarded as binding statements about the suitability of our products for a particular customer application**. As a rule, EPCOS is either unfamiliar with individual customer applications or less familiar with them than the customers themselves. For these reasons, it is always ultimately incumbent on the customer to check and decide whether an EPCOS product with the properties described in the product specification is suitable for use in a particular customer application.
2. We also point out that **in individual cases, a malfunction of electronic components or failure before the end of their usual service life cannot be completely ruled out in the current state of the art, even if they are operated as specified**. In customer applications requiring a very high level of operational safety and especially in customer applications in which the malfunction or failure of an electronic component could endanger human life or health (e.g. in accident prevention or lifesaving systems), it must therefore be ensured by means of suitable design of the customer application or other action taken by the customer (e.g. installation of protective circuitry or redundancy) that no injury or damage is sustained by third parties in the event of malfunction or failure of an electronic component.
3. **The warnings, cautions and product-specific notes must be observed.**
4. In order to satisfy certain technical requirements, **some of the products described in this publication may contain substances subject to restrictions in certain jurisdictions (e.g. because they are classed as hazardous)**. Useful information on this will be found in our Material Data Sheets on the Internet (www.epcos.com/material). Should you have any more detailed questions, please contact our sales offices.
5. We constantly strive to improve our products. Consequently, **the products described in this publication may change from time to time**. The same is true of the corresponding product specifications. Please check therefore to what extent product descriptions and specifications contained in this publication are still applicable before or when you place an order. We also **reserve the right to discontinue production and delivery of products**. Consequently, we cannot guarantee that all products named in this publication will always be available. The aforementioned does not apply in the case of individual agreements deviating from the foregoing for customer-specific products.
6. Unless otherwise agreed in individual contracts, **all orders are subject to the current version of the "General Terms of Delivery for Products and Services in the Electrical Industry" published by the German Electrical and Electronics Industry Association (ZVEI)**.
7. The trade names EPCOS, BAOKE, Alu-X, CeraDiode, CeraLink, CeraPlas, CSMP, CSSP, CTVS, DeltaCap, DigiSiMic, DSSP, FilterCap, FormFit, MiniBlue, MiniCell, MKD, MKK, MLSC, MotorCap, PCC, PhaseCap, PhaseCube, PhaseMod, PhiCap, SIFERRIT, SIFI, SIKOREL, SilverCap, SIMDAD, SiMic, SIMID, SineFormer, SIOV, SIP5D, SIP5K, ThermoFuse, WindCap are **trademarks registered or pending** in Europe and in other countries. Further information will be found on the Internet at www.epcos.com/trademarks.