

1N4148WX

High Speed Switching Diode 200mW

Features

- Halogen free available upon request by adding suffix "-HF"
- Lead Free Finish/RoHS Compliant ("P" Suffix designates RoHS Compliant. See ordering information)
- Surface Mount Package Ideally Suited for Automatic Insertion
- For General Purpose Switching Applications
- Fast Switching Speed

Mechanical Data

- Marking : T4
- Terminals: Solderable per MIL-STD-202, Method 208
- Polarity: Indicated by Cathode Band
- Weight: 0.008 grams (approx.)
- Moisture Sensitivity: Level 1 per J-STD-020C
- Epoxy meets UL 94 V-0 flammability rating
- Moisture Sensitivity Level 1

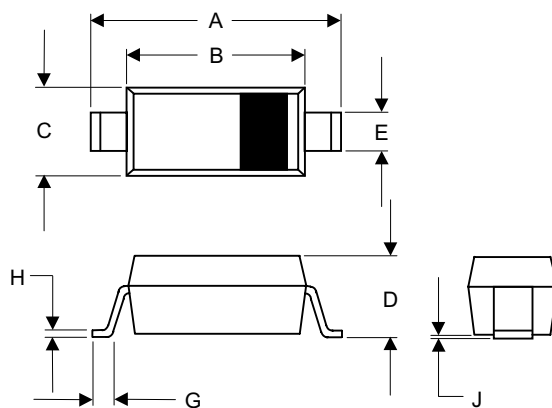
Maximum Ratings @ 25°C Unless Otherwise Specified

Peak Reverse Voltage	V_{RM}	100	V
Reverse Voltage	V_R	75	V
Average Rectified Output Current	I_o	150	mA
Peak Forward Surge Current $t=1\mu s$	I_{FSM}	2.0	A
Power Dissipation	P_D	200	mW
Thermal Resistance	R_{JA}	625	K/W
Operation/Storage Temp. Range	T_J, T_{STG}	-55 to +150	°C

Electrical Characteristics @ 25°C Unless Otherwise Specified

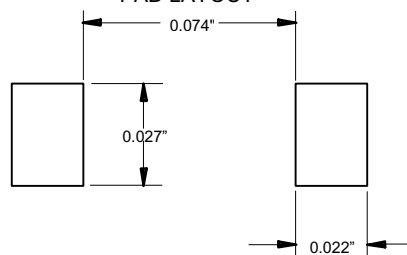
Maximum Instantaneous Forward Voltage	V_F	1.0V	$I_F = 50mA;$ $T_J = 25^\circ C$ (Note 1)
Maximum DC Reverse Current At Rated DC Blocking Voltage	I_R	25nA 50μA 5.0uA	$V_R=20Volts$ $T_J = 25^\circ C$ $T_J = 150^\circ C$ $V_R=75V, T_J=25^\circ C$
Typical Junction Capacitance	C_J	4pF	$V_F=V_R=0V$
Maximum Reverse Recovery Time	T_{rr}	4nS	$I_F=50mA$ $I_{rr}=0.1I_R$ $R_L=100\Omega$

SOD323



DIM	DIMENSIONS				NOTE
	INCHES		MM		
	MIN	MAX	MIN	MAX	
A	.090	.107	2.30	2.70	
B	.063	.071	1.60	1.80	
C	.045	.053	1.15	1.35	
D	.031	.045	0.80	1.15	
E	.010	.016	0.25	0.40	
G	.004	.018	0.10	0.45	
H	.003	.010	0.08	0.25	
J	-----	.006	-----	0.15	

SUGGESTED SOLDER PAD LAYOUT



1N4148WX

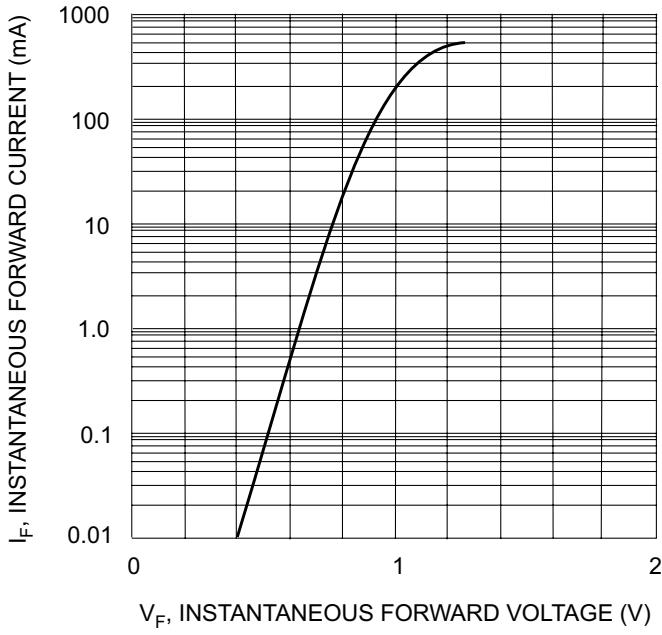


Fig. 1 Forward Characteristics

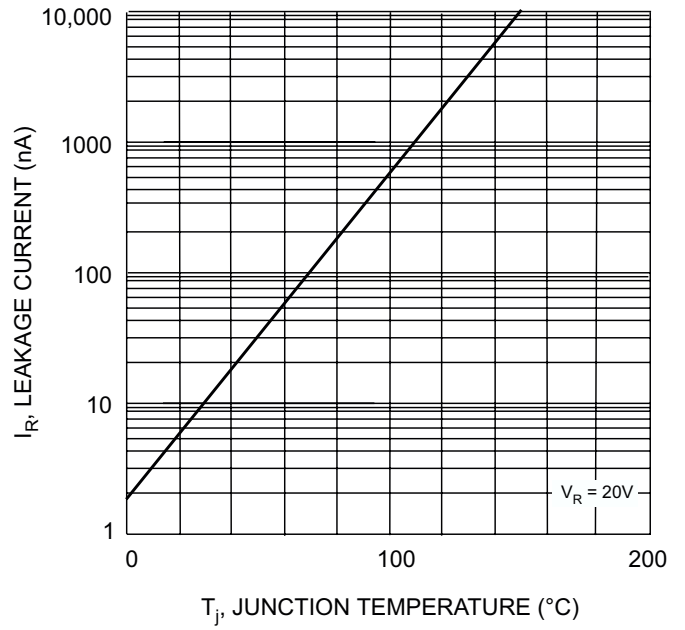


Fig. 2 Leakage Current vs Junction Temperature



TM

Micro Commercial Components

Ordering Information :

Device	Packing
Part Number-TP	Tape&Reel: 3Kpcs/Reel

Note : Adding "-HF" suffix for halogen free, eg. Part Number-TP-HF

IMPORTANT NOTICE

Micro Commercial Components Corp. reserves the right to make changes without further notice to any product herein to make corrections, modifications, enhancements, improvements, or other changes. **Micro Commercial Components Corp.** does not assume any liability arising out of the application or use of any product described herein; neither does it convey any license under its patent rights, nor the rights of others. The user of products in such applications shall assume all risks of such use and will agree to hold **Micro Commercial Components Corp.** and all the companies whose products are represented on our website, harmless against all damages.

LIFE SUPPORT

MCC's products are not authorized for use as critical components in life support devices or systems without the express written approval of Micro Commercial Components Corporation.

CUSTOMER AWARENESS

Counterfeiting of semiconductor parts is a growing problem in the industry. Micro Commercial Components (MCC) is taking strong measures to protect ourselves and our customers from the proliferation of counterfeit parts. MCC strongly encourages customers to purchase MCC parts either directly from MCC or from Authorized MCC Distributors who are listed by country on our web page cited below. Products customers buy either from MCC directly or from Authorized MCC Distributors are genuine parts, have full traceability, meet MCC's quality standards for handling and storage. **MCC will not provide any warranty coverage or other assistance for parts bought from Unauthorized Sources.** MCC is committed to combat this global problem and encourage our customers to do their part in stopping this practice by buying direct or from authorized distributors.

www.mccsemi.com