


1230 UltraStable™



- PC Board Mountable Pressure Sensor
- 0-100 mV Output
- Current Excitation
- Gage, Differential, and Absolute
- Temperature Compensated

DESCRIPTION

The 1230 is a high performance temperature compensated, piezoresistive silicon pressure sensor packaged in a dual-in-line configuration. It uses Measurement Specialties' proprietary UltraStable™ die to provide excellent performance and long-term stability over wide temperatures.

Integral temperature compensation is provided over a range of -20°C to +85°C using laser-trimmed resistors. An additional laser-trimmed resistor is included to normalize pressure sensitivity variations by programming the gain of an external differential amplifier. This provides sensitivity interchangeability of $\pm 1\%$. Absolute, differential and gage pressure ranges from 0-15 to 0-100 psi are available. Multiple lead and tube configurations are available for different applications.

Please refer to the 1210 and 1220 for information on products with operating pressures less than 0-15 psi. For voltage excitation, please refer to the Model 1240.

FEATURES

- Dual-in-Line Package
- -20°C to +85°C Compensated Temperature Range
- $\pm 0.1\%$ Non Linearity
- 1.0% Interchangeable Span (provided by gain set resistor)
- Solid State Reliability

APPLICATIONS

- Medical Instruments
- Altitude Measurement
- Process Control
- Factory Automation
- Handheld Calibrators
- Environmental Control

STANDARD RANGES

Range	psia	psid	psig
0 to 2		•	•
0 to 5		•	•
0 to 15	•	•	•
0 to 30	•	•	•
0 to 50	•	•	•
0 to 100	•	•	•

PERFORMANCE SPECIFICATIONS

Supply Current: 1.5 mA

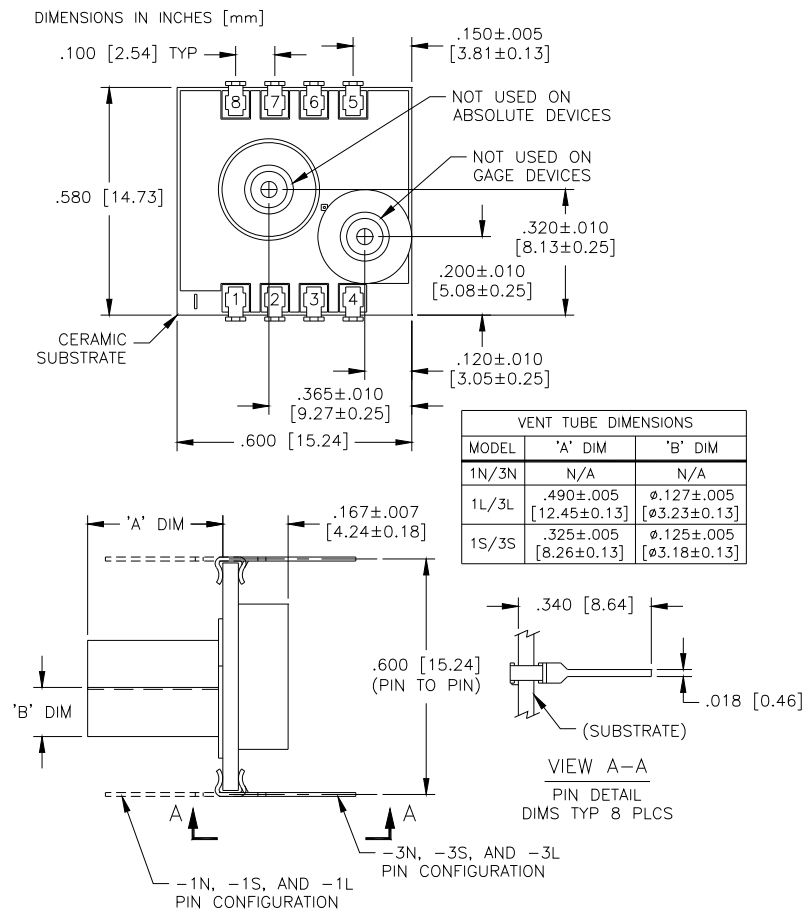
Ambient Temperature: 25°C (unless otherwise specified)

PARAMETERS	MIN	TYP	MAX	UNITS	NOTES
Span	75	100	150	mV	1
Zero Pressure Output	-2		2	mV	
Pressure Non Linearity	-0.1	±0.05	0.1	%Span	2
Pressure Hysteresis	-0.1	±0.01	0.1	%Span	
Input Resistance	2200	4000	5800	Ω	
Output Resistance		4200		Ω	
Temperature Error – Span	-0.5	±0.3	0.5	%Span	3
Temperature Error – Zero	-0.5	±0.1	0.5	%Span	3
Temperature Coefficient – Resistance		0.15		%/°C	3
Thermal Hysteresis – Zero		±0.05		%Span	3
Short Term Stability (Offset & Span)		±0.05		%Span	4
Long Term Stability (Offset & Span)		±0.1		%Span	5
Supply Current	0.5	1.5	2.0	mA	
Response Time (10% to 90%)		1.0		mS	6
Output Noise (10Hz to 1kHz)		1.0		μV p-p	
Pressure Overload			3X	Rated	7
Compensated Temperature	-20		+85	°C	
Operating Temperature	-40		+125	°C	
Storage Temperature	-50		+150	°C	
Weight			3	grams	
Solder Temperature	250°C Max 5 Sec.				
Media	Non-Corrosive Dry Gases Compatible with Silicon, Pyrex, RTV, Gold, Ceramic, Nickel, and Aluminum				

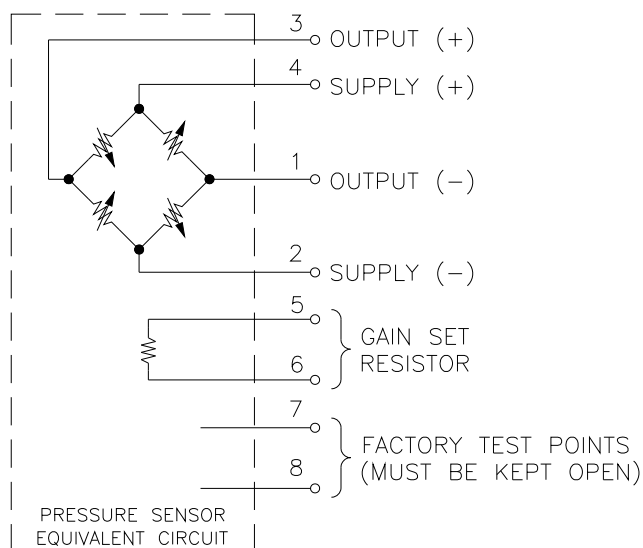
Notes

1. Ratiometric to supply current. Span for 2PSI is 30 to 60mV.
2. Best fit straight line. Non Linearity for 2 PSI is ±0.2% and 5 PSI is ± 0.5%.
3. Maximum temperature error between -20°C and +85°C with respect to 25°C.
4. Short term stability over 7 days with constant current and temperature.
5. Long term stability over a one year period with constant current and temperature.
6. For a zero-to-full scale pressure step change.
7. 2X maximum for 100 psi device.

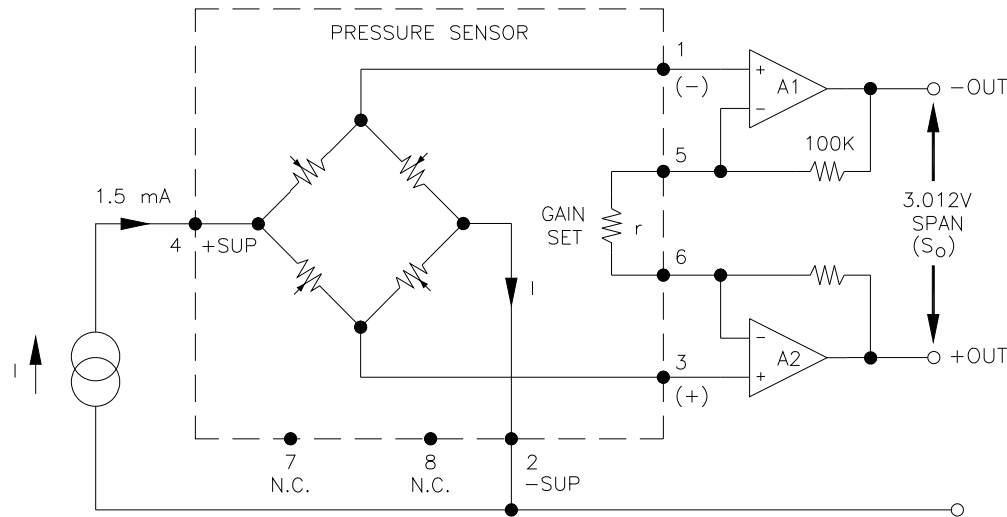
DIMENSIONS



CONNECTIONS



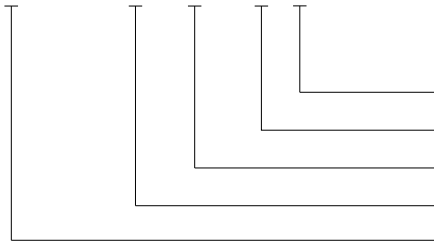
APPLICATION SCHEMATIC



APPLICATION SCHEMATIC

ORDERING INFORMATION

1230 - 015 G - 3 S



Pressure Tubes (L = Long, S = Short, N = None)
Lead Configuration (1,3 - See Dimensions Diagram)
Type (G= Gage, A = Absolute, D = Differential)
Pressure Range
Model

NORTH AMERICA

Measurement Specialties
45738 Northport Loop West
Fremont, CA 94538
Tel: 1-800-767-1888
Fax: 1-510-498-1578
Sales: pfg.cs.amer@meas-spec.com

EUROPE

Measurement Specialties
(Europe), Ltd.
26 Rue des Dames
78340 Les Clayes-sous-Bois, France
Tel: +33 (0) 130 79 33 00
Fax: +33 (0) 134 81 03 59
Sales: pfg.cs.emea@meas-spec.com

ASIA

Measurement Specialties
(China), Ltd.
No. 26 Langshan Road
Shenzhen High-Tech Park (North)
Nanshan District, Shenzhen 518057
China
Tel: +86 755 3330 5088
Fax: +86 755 3330 5099
Sales: pfg.cs.asia@meas-spec.com

The information in this sheet has been carefully reviewed and is believed to be accurate; however, no responsibility is assumed for inaccuracies. Furthermore, this information does not convey to the purchaser of such devices any license under the patent rights to the manufacturer. Measurement Specialties, Inc. reserves the right to make changes without further notice to any product herein. Measurement Specialties, Inc. makes no warranty, representation or guarantee regarding the suitability of its product for any particular purpose, nor does Measurement Specialties, Inc. assume any liability arising out of the application or use of any product or circuit and specifically disclaims any and all liability, including without limitation consequential or incidental damages. Typical parameters can and do vary in different applications. All operating parameters must be validated for each customer application by customer's technical experts. Measurement Specialties, Inc. does not convey any license under its patent rights nor the rights of others.