

INTERCONNECTS

SERIES 800 & 801 • .100" GRID (.030" DIA. PINS), STRAIGHT & RIGHT ANGLE HEADERS AND SOCKETS • SINGLE ROW STRIPS

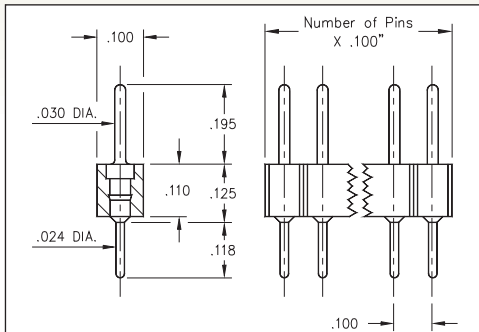


FIG. 1

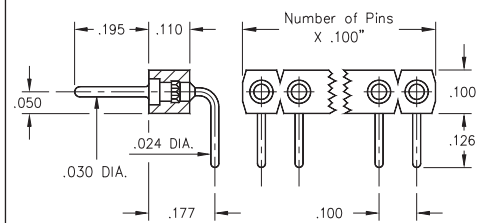


FIG. 2

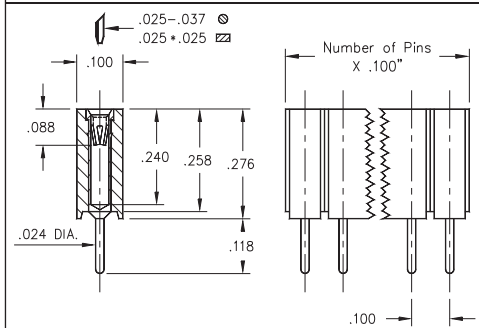


FIG. 3

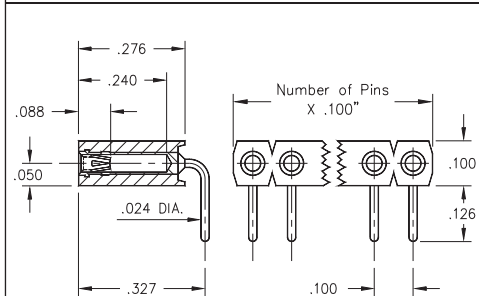



FIG. 4

• Pin interconnects available with straight MM #7007 or right angle MM #5005 solder tails. See page 215 for details

• Sockets are available with straight MM #1304 or right angle MM #1305 soldertails. See pages 177 and 179 for details

• MM #1304 and MM #1305 receptacles use Hi-Rel, 6-finger BeCu #47 contact rated at 4.5 amps. Receptacles accept .030" diameter and .025" square pins. See page 256 for details

• Insulators are high temperature thermoplastic, suitable for all soldering operations



ORDERING INFORMATION


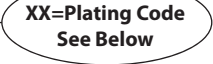





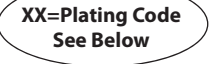
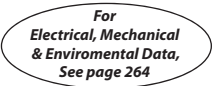





FIG. 1	Series 800...10-001		Straight Pin Header		
	Specify number of pins	800-XX-0	-10-001000	01-64	
FIG. 2	Series 800...20-001		Right Angle Pin Header		
	Specify number of pins	800-XX-0	-20-001000	02-64	
  					
SPECIFY PLATING CODE XX=		10 	90	40 	
Pin Plating 		10 μ" Au	200 μ" Sn/Pb	200 μ" Sn	

FIG. 3	Series 801...10-001		Straight Socket				
	Specify number of pins	801-XX-0	-10-001000	01-50			
FIG. 4	Series 801...20-001		Right Angle Socket				
	Specify number of pins	801-XX-0	-20-001000	01-50			
  							
SPECIFY PLATING CODE XX=		91	93	99	41 	43 	44 
Sleeve (Pin) 		200 μ" Sn/Pb	200 μ" Sn/Pb	200 μ" Sn/Pb	200 μ" Sn	200 μ" Sn	200 μ" Sn
Contact (Clip) 		10 μ" Au	30 μ" Au	100 μ" Sn/Pb	10 μ" Au	30 μ" Au	100 μ" Sn

★ 44 Plating Non-Standard

