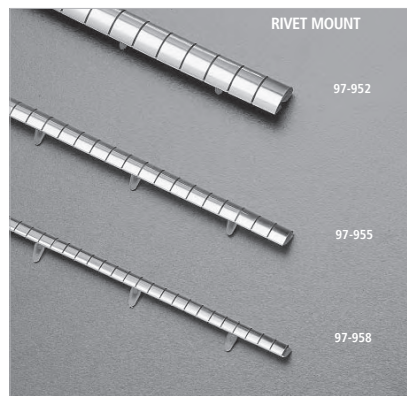



Symmetrical (S³) Slotted Shielding Fingerstock Gaskets

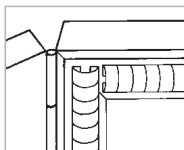


FINGERSTOCK GASKETS AND METAL GROUNDING PRODUCTS

As the world's leading fabricator of fingerstock, Laird Technologies has developed highly sophisticated, and often proprietary, shielding and grounding technology.

Our innovations are necessary to achieve outstanding combinations of performance parameters. From a vast selection of product configurations, platings and mounting techniques, to a full range of low compression force requirements and high transfer impedance characteristics, there is a Laird Technologies gasket or grounding product just right for the job.

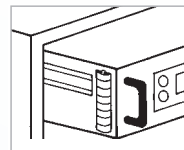
Strips with Sticky Fingers® and Rivet Mounts exhibit typical attenuation >100 dB for a 100 MHz plane wave.



STICKY FINGERS

Series 97-951/954/957 are low compression, adhesive mounted beryllium copper shielding strips. Designed as a continuous band, the strip is slotted to permit spring contact throughout its length.

A wide radius profile creates the greatest contact for maximum conductivity with minimum compression requirements. As with all Sticky Fingers shielding strips, a self-adhesive tape makes mounting easy and secure. All are available in your choice of finishes.



BI-DIRECTIONAL RIVET MOUNT

Series 97-952/955/958 are as described above, but with the addition of an integral pierced brass track to provide plastic push rivet mounting in a 0.125 in. (3.175 mm) diameter hole.

Designed especially for slide applications, this configuration allows total symmetrical compression action with bi-directional engagement. It is recommended for high temperature and/or extremely high side load situations, such as PC board connections and electronic drawers. All are available in your choice of finishes. Both are available in UltraSoft® low compression force 98-Series.

global solutions: local support™

USA: +1.866.928.8181

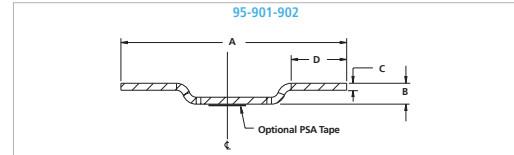
Europe: +49.0.8031.2460.0

Asia: +86.755.2714.1166

Symmetrical (S³) Slotted Shielding Fingerstock Gaskets

S³ SERIES

SERIES	A	B	C	D
95-901	0.284	0.030	0.010	0.068
	(7.214)	(0.762)	(0.254)	(1.727)
95-902	0.325	0.030	0.010	0.080
	(8.255)	(0.762)	(0.254)	(2.032)

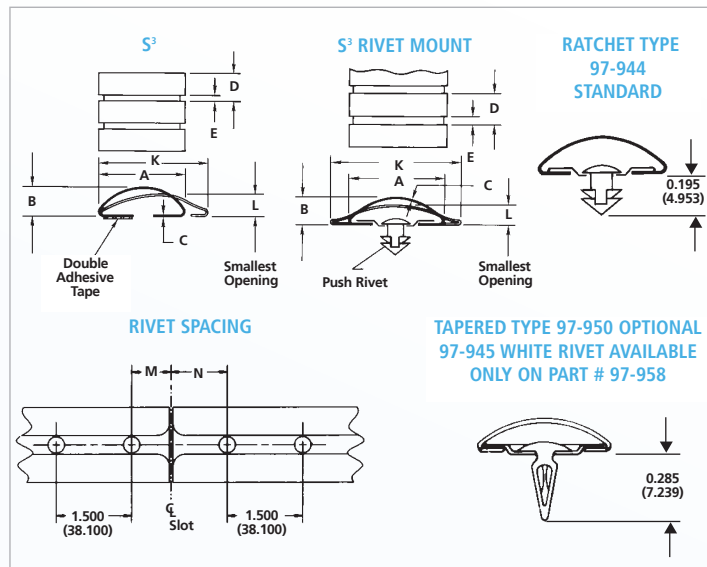


S³ SERIES – STICKY FINGERS

SERIES	A MIN	B	C	D	E	K	L	LENGTH APPROX
97-951	0.620	0.220	0.004	0.375	0.030	0.760	0.100	15.000
	(15.748)	(5.588)	(0.102)	(9.525)	(0.762)	(19.304)	(2.540)	(381.000)
97-954	0.450	0.140	0.003	0.250	0.022	0.510	0.070	15.000
	(11.430)	(3.556)	(0.076)	(6.350)	(0.559)	(12.954)	(1.778)	(381.000)
97-957	0.350	0.110	0.003	0.187	0.018	0.380	0.055	15.000
	(8.890)	(2.794)	(0.076)	(4.750)	(0.457)	(9.652)	(1.397)	(381.000)

S³ SERIES – RIVET MOUNT

SERIES	A	B MIN	C	D	E	K	L	LENGTH APPROX	M	N	NO. OF RIVETS
97-952	0.620	0.220	0.004	0.375	0.030	0.760	0.100	15.000	0.560	0.940	10
	(15.748)	(5.588)	(0.102)	(9.525)	(0.762)	(19.304)	(2.540)	(381.000)	(14.224)	(23.876)	—
97-955	0.450	0.140	0.003	0.250	0.022	0.510	0.070	15.000	0.630	0.880	10
	(11.430)	(3.556)	(0.076)	(6.350)	(0.559)	(12.954)	(1.778)	(381.000)	(16.002)	(22.352)	—
97-958	0.350	0.110	0.003	0.187	0.018	0.380	0.070	15.000	0.660	0.840	10
	(8.890)	(2.794)	(0.076)	(4.750)	(0.457)	(9.652)	(1.778)	(381.000)	(16.764)	(21.336)	—



2 rivet types are available. Consult sales for more information.

EMI-DS-FINGERSTOCK-SYM S3 SLOT 1112

Any information furnished by Laird Technologies, Inc. and its agents is believed to be accurate and reliable. All specifications are subject to change without notice. Responsibility for the use and application of Laird Technologies materials rests with the end user. Laird Technologies makes no warranties as to the fitness, merchantability, suitability or non-infringement of any Laird Technologies materials or products for any specific or general uses. Laird Technologies shall not be liable for incidental or consequential damages of any kind. All Laird Technologies products are sold pursuant to the Laird Technologies' Terms and Conditions of sale in effect from time to time, a copy of which will be furnished upon request. © Copyright 2011 Laird Technologies, Inc. All Rights Reserved. Laird, Laird Technologies, the Laird Technologies Logo, and other marks are trademarks or registered trademarks of Laird Technologies, Inc. or an affiliate company thereof. Other product or service names may be the property of third parties. Nothing herein provides a license under any Laird Technologies or any third party intellectual property rights.

All dimensions shown are in inches (millimeters) unless otherwise specified.