



2400 TO 2485 MHz GRID DISH PARABOLIC ANTENNA

The 2.4 GHz parabolic grid directional antennas offered by Laird Technologies utilize a patented parabolic grid design with a patented high performance dipole feed. The antennas are constructed of welded steel wires which are galvanized and then powder coat painted with a light gray epoxy paint. The wire grid semi-parabolic design offers unsurpassed low wind loading while maintaining good RF performance. The compact low visual impact attractive styling blends well in almost any application. Mounting is simplified with the Laird Technologies bracket system made of galvanized steel with stainless steel hardware. A super heavy duty "HD" bracket system is available for the 24 dBi grid. The antennas come with a 30 inch pigtail with choice of N male, N female or RPSMA connector.

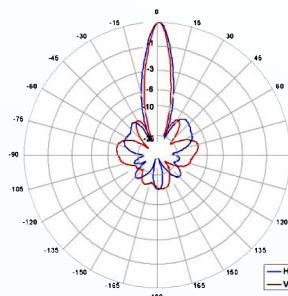
FEATURES

- 15 dBi, 19 dBi, and 24 dBi models available
- Rugged and weatherproof
- Ultra low wind loading and low visual impact
- Vertical or horizontal polarization
- Various connector choices
- Super HD bracket 2 dBi model available for greater stability

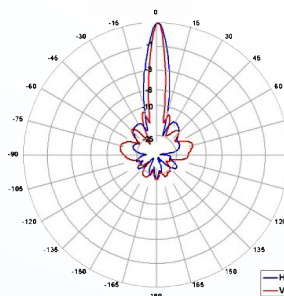
MARKETS

- 2.4 GHz wireless LAN applications
- Client antennas
- 802.11b/g applications
- Point-to-point backhaul
- WiMAX

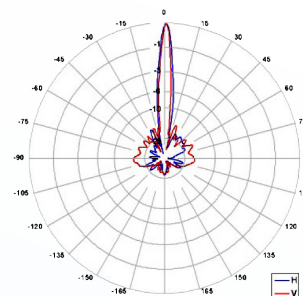
ANTENNA PATTERN



GD24-15
2450.0 MHz



GD24-19
2450.0 MHz



GD24-24
2450.0 MHz

global solutions: local support™

Americas: +1.847.839.6907
IAS-AmericasEastSales@lairdtech.com

Europe: +1.32.80.7866.12
IAS-EUSales@lairdtech.com

Asia: +1.65.6.243.8022
IAS-AsiaSales@lairdtech.com

www.lairdtech.com

Grid Dish Parabolic Antenna

GD24

SPECIFICATIONS

PARAMETER	GD24-15	GD24-19	GD24-24
Frequency range	2400-2485 MHz	2400-2485 MHz	2400-2485 MHz
Gain	15 dBi	19 dBi	24 dBi
3dB beamwidth	17° vert., 21° hor.	11° vert., 17° hor.	8° vert., 10° hor.
Front to back	17 dB	22 dB	25 dB
VSWR	1.5:1	1.5:1	1.5:1
Impedance	50 ohm	50 ohm	50 ohm
Input power	100 watts	100 watts	100 watts
Operating temperature	-40° to +70°C	-40° to +70°C	-40° to +70°C
Pole size	1 to 2 in (25 to 50 mm)	1 to 2 in (25 to 50 mm)	1 to 2 in (25 to 50 mm)
Weight	4 lbs (1.8 kg)	6 lbs (2.7 kg)	11 lbs (5 kg)
Dimension (W x L)	12 x 16 in (305 x 406 mm)	16.5 x 24 in (419 x 610 mm)	28.5 x 36 in (724 x 914 mm)
Bracket tilt	45°	45°	45°

WIND LOADING (LBS.)

MODEL	SQ. IN	100 MPH	125 MPH	100 MPH WITH ½ IN RADIAL ICE
GD24-15	40	10 lbs	15.6 lbs	48 lbs
GD24-19	79	20 lbs	31 lbs	99 lbs
GD24-24	163	41 lbs	64 lbs	257 lbs


SYSTEM ORDERING

GD24-
 15 NM (N male)
 19 NF (N female)
 24 RSMA (RPSMA)

NOTES

- All shipments F.O.B. Schaumburg, IL 60173

* Super HD Bracket System Now Available for 24 dBi Grid.
Add "HD" as prefix to part number. Example: HDGD24-24P-NF



ANT-DS-GD24 0611

Any information furnished by Laird Technologies, Inc. and its agents is believed to be accurate and reliable. All specifications are subject to change without notice. Responsibility for the use and application of Laird Technologies materials rests with the end user, since Laird Technologies and its agents cannot be aware of all potential uses. Laird Technologies makes no warranties as to the fitness, merchantability or suitability of any Laird Technologies materials or products for any specific or general uses. Laird Technologies shall not be liable for incidental or consequential damages of any kind. All Laird Technologies products are sold pursuant to the Laird Technologies' terms and conditions of sale in effect from time to time, a copy of which will be furnished upon request. © Copyright 2011 Laird Technologies, Inc. All Rights Reserved. Laird, Laird Technologies, the Laird Technologies Logo, and other marks are trademarks or registered trademarks of Laird Technologies, Inc. or an affiliate company thereof. Other product or service names may be the property of third parties. Nothing herein provides a license under any Laird Technologies or any third party intellectual property rights.