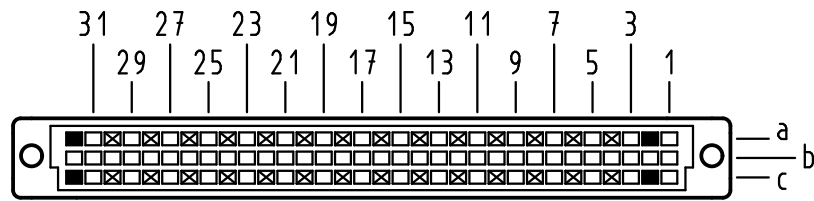


Alle Rechte vorbehalten/ All rights reserved

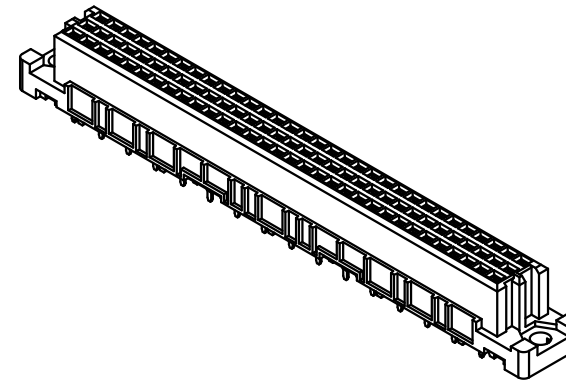
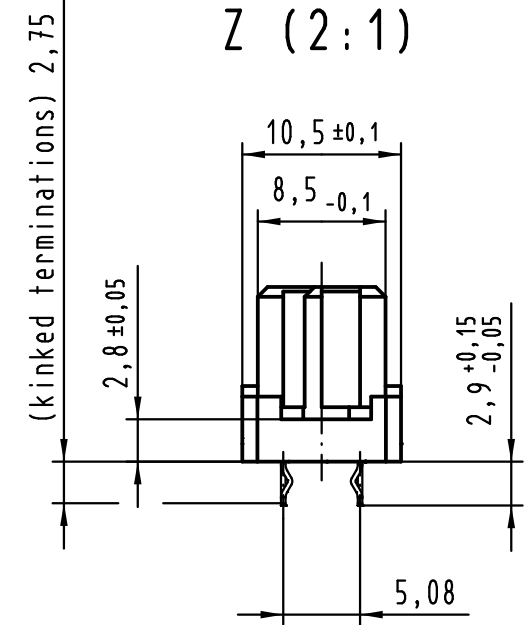
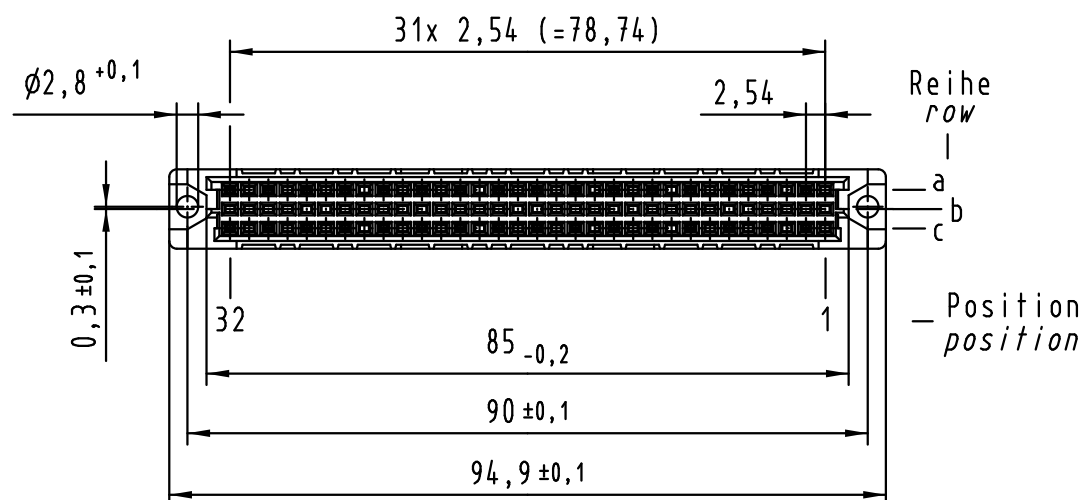
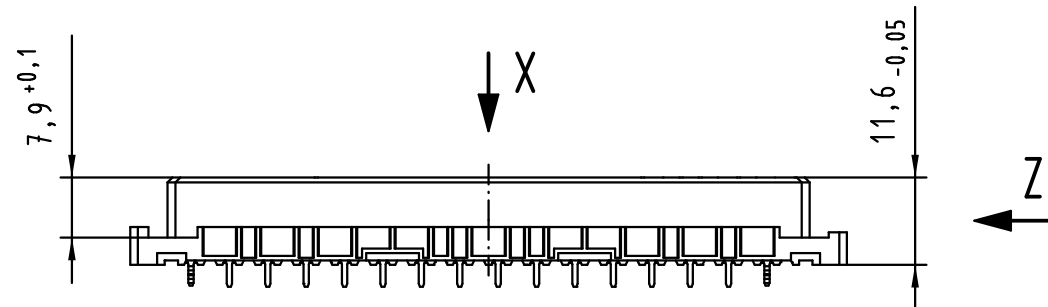
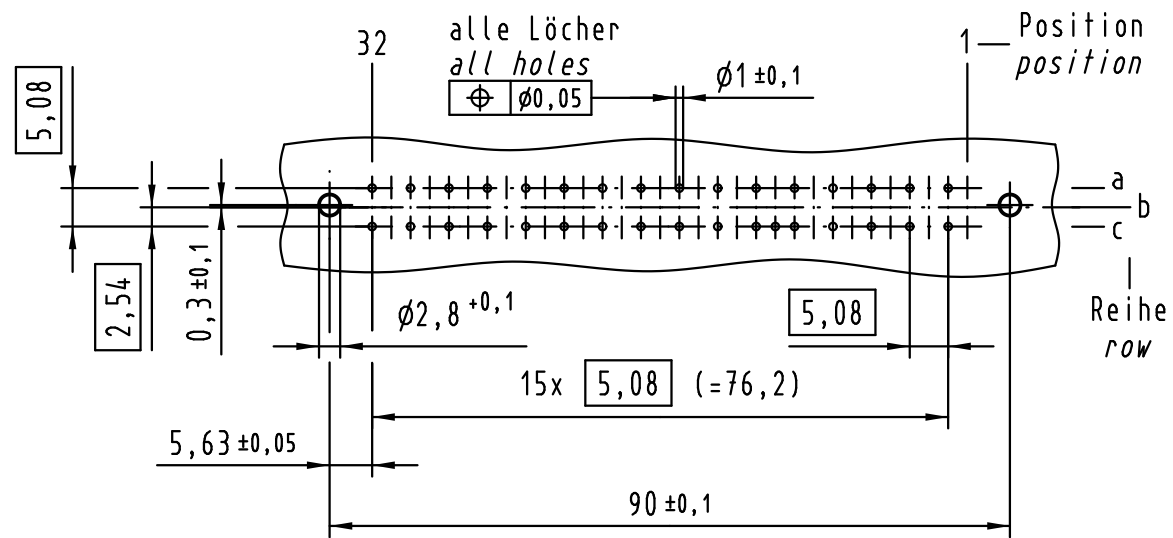
X
Kontaktanordnung
contact arrangement



28 Einlöt Kontakte
4 kinked Einlöt Kontakte
28 solder contacts
4 kinked solder contacts

- ☒ = Einlöt Kontakt
= solder contact
- ▣ = kinked Einlöt Kontakt
= kinked solder contact
- = Kontaktposition nicht belegt
= position without contact

X
Lochbild
board drillings



① weitere Informationen siehe: DS 09 03 210 00 01
further information see: DS 09 03 210 00 01

09 03 232 7855	3
09 03 232 6855	2
09 03 232 2855	1
Bestell-Nr. part-no.	Anforderungsstufe performance level ①

All Dimensions in mm Original Size DIN A 3		Techn. Character.			Maßstab/Scale 1:1
Mod.	Dat.	Name	Dat.	Name	
36400	27.06.11	Hage.			HARTING D-32339 ESPELKAMP
34650	13.08.07	Cla	Detail.	02.09.99 Rie.	
34158	17.01.07	LehT	Insp.	02.09.99 Pa.	
30814	18.02.02	Rie.	Stand.		
26919	12.11.99	Rie.			
26082					

Nicht tolerierte Maße/Free size tolerances IEC 60603-2	
har-bus C Federleiste kinked Einlöt 2,9 , 32 pol. har-bus C female connector kinked solder 2,9 , 32 pol.	
TB 09 03 232 x855	Blatt/ page
Sub.	