

PolySwitch® PTC Devices

Overcurrent Protection Device



PRODUCT: RUEF110
DOCUMENT: SCD25170
REV LETTER: G
REV DATE: AUGUST 06, 2013
PAGE NO.: 1 OF 1


Specification Status: Released

Maximum Electrical Rating at 20°C
30 V_{DC} /100 A_{DC}
30 V_{AC} /70 A_{RMS}

Insulating Material:
Cured, Flame Retardant Epoxy Polymer
meets UL94 V-0 Requirements

Lead Material:
24 AWG Tin Plated Copper Clad Steel

Marking:
 Manufacturer's Mark
 U110 and Part Identification

 Lot Identification

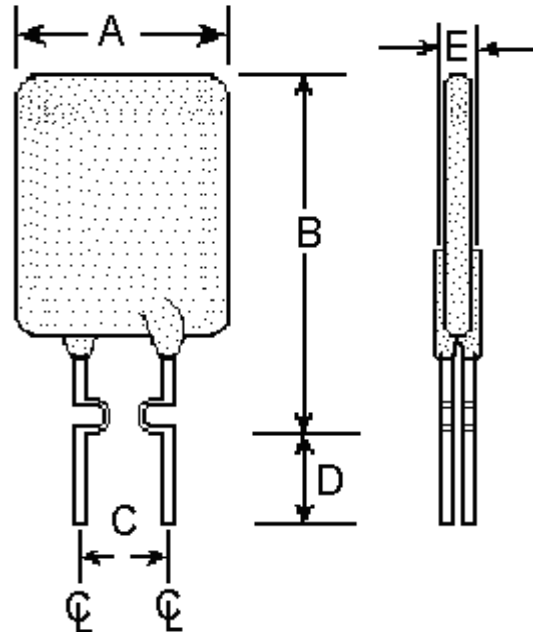


TABLE I. DIMENSIONS:

	A		B		C		D		E	
	MIN	MAX	MIN	MAX	MIN	MAX	MIN	MAX	MIN	MAX
mm:	--	7.4	--	14.2	4.3	5.8	7.6	--	--	3.0
in*:	--	(0.29)	--	(0.56)	(0.17)	(0.23)	(0.30)	--	--	(0.12)

*Rounded off approximation

TABLE II. PERFORMANCE RATINGS:

I HOLD	CURRENT RATINGS		TIME TO TRIP	RESISTANCE		ONE-HOUR POST-TRIP RESISTANCE STANDARD TRIP	TRIPPED POWER DISSIPATION	
	AMPS 20°C HOLD	AMPS AT 20°C HOLD TRIP	SECONDS AT 20°C, 5.5A MAX	OHMS AT 20°C			WATTS AT 20°C NOMINAL	WATTS AT 20°C MAX
1.10	1.10	2.20	6.6	0.07	0.10	0.17	0.70	1.17

Agency Recognitions:
Reference Documents:
Precedence:
Effectivity:
CAUTION:

UL, CSA, TUV, CQC
PS300
This specification takes precedence over documents referenced herein.
Reference documents shall be the issue in effect on the date of invitation for bid.
Operation beyond the rated voltage or current may result in rupture, electrical arcing or flame.

Materials Information

ROHS Compliant

Directive 2002/95/EC
Compliant

ELV Compliant

Directive 2000/53/EC
Compliant

Pb-Free



Halogen Free*



* Halogen Free refers to: Br≤900ppm, Cl≤900ppm, Br+Cl≤1500ppm.