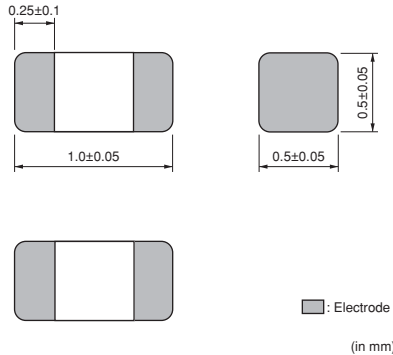


EMIFIL® (Inductor type) Chip Ferrite Bead

BLM15B Series (0402 Size)

■ Dimensions



■ Equivalent Circuit



■ Packaging

Code	Packaging	Minimum Quantity
D	180mm Paper Tape	10000
J	330mm Paper Tape	50000
B	Bulk(Bag)	1000

■ Rated Value (□: packaging code)

Part Number	Impedance (at 100MHz/20°C)	Impedance (at 1GHz/20°C)	Rated Current	DC Resistance	Operating Temperature Range
BLM15BD750SN1□	75ohm ±25%	-	300mA	0.20ohm max.	-55 to +125°C
BLM15BD121SN1□	120ohm ±25%	-	300mA	0.30ohm max.	-55 to +125°C
BLM15BD221SN1□	220ohm ±25%	-	300mA	0.40ohm max.	-55 to +125°C
BLM15BD471SN1□	470ohm ±25%	-	200mA	0.60ohm max.	-55 to +125°C
BLM15BD601SN1□	600ohm ±25%	-	200mA	0.65ohm max.	-55 to +125°C
BLM15BD102SN1□	1000ohm ±25%	-	200mA	0.90ohm max.	-55 to +125°C
BLM15BD182SN1□	1800ohm ±25%	-	100mA	1.40ohm max.	-55 to +125°C
BLM15BB050SN1□	5ohm ±25%	-	500mA	0.08ohm max.	-55 to +125°C
BLM15BB100SN1□	10ohm ±25%	-	300mA	0.10ohm max.	-55 to +125°C
BLM15BB220SN1□	22ohm ±25%	-	300mA	0.20ohm max.	-55 to +125°C
BLM15BB470SN1□	47ohm ±25%	-	300mA	0.35ohm max.	-55 to +125°C
BLM15BB750SN1□	75ohm ±25%	-	300mA	0.40ohm max.	-55 to +125°C
BLM15BB121SN1□	120ohm ±25%	-	300mA	0.55ohm max.	-55 to +125°C
BLM15BB221SN1□	220ohm ±25%	-	200mA	0.80ohm max.	-55 to +125°C
BLM15BC121SN1□	120ohm ±25%	-	350mA	0.45ohm max.	-55 to +125°C
BLM15BC241SN1□	240ohm ±25%	-	250mA	0.70ohm max.	-55 to +125°C
BLM15BA050SN1□	5ohm ±25%	-	300mA	0.10ohm max.	-55 to +125°C
BLM15BA100SN1□	10ohm ±25%	-	300mA	0.20ohm max.	-55 to +125°C
BLM15BA220SN1□	22ohm ±25%	-	300mA	0.30ohm max.	-55 to +125°C
BLM15BA330SN1□	33ohm ±25%	-	300mA	0.40ohm max.	-55 to +125°C
BLM15BA470SN1□	47ohm ±25%	-	200mA	0.60ohm max.	-55 to +125°C

Number of Circuits: 1

Continued on the following page.

● This data sheet is applied for CHIP FERRITE BEAD used for General Electronics equipment for your design.

⚠ Note:

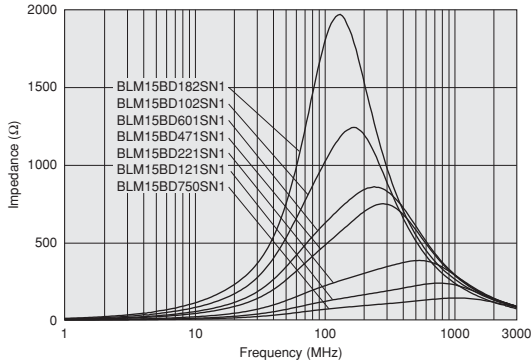
- This datasheet is downloaded from the website of Murata Manufacturing co., ltd. Therefore, it's specifications are subject to change or our products in it may be discontinued without advance notice. Please check with our sales representatives or product engineers before ordering.
- This datasheet has only typical specifications because there is no space for detailed specifications. Therefore, please approve our product specifications or transact the approval sheet for product specifications before ordering.

Continued from the preceding page.

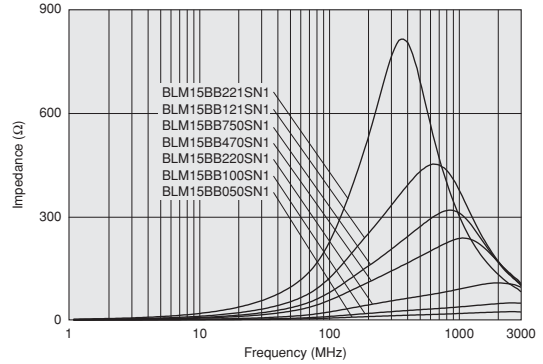
Part Number	Impedance (at 100MHz/20°C)	Impedance (at 1GHz/20°C)	Rated Current	DC Resistance	Operating Temperature Range
BLM15BA750SN1□	75ohm ±25%	-	200mA	0.80ohm max.	-55 to +125°C

Number of Circuits: 1

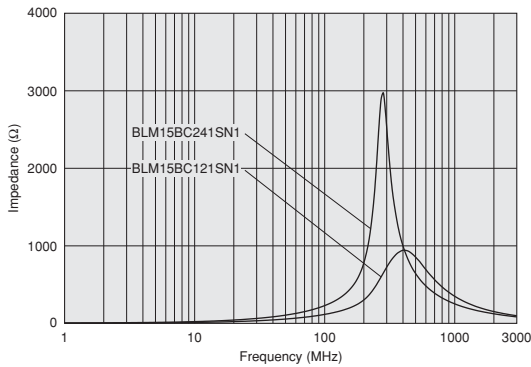
Impedance-Frequency Characteristics (Main Items)
BLM15BD Series



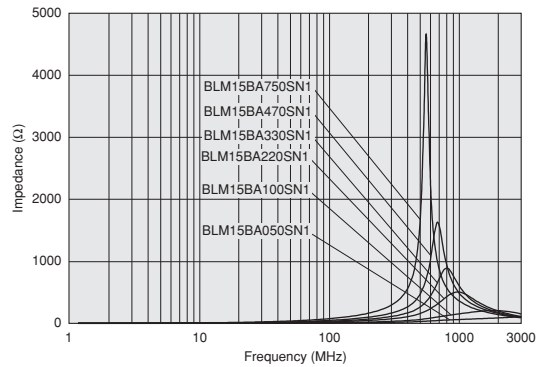
Impedance-Frequency Characteristics (Main Items)
BLM15BB Series



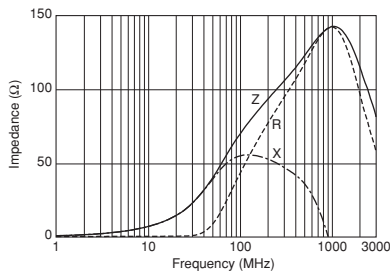
Impedance-Frequency Characteristics (Main Items)
BLM15BC Series



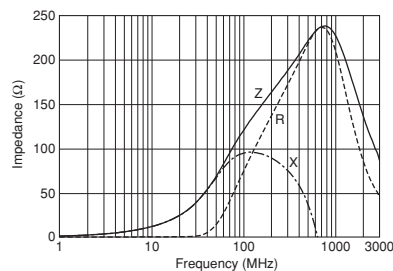
Impedance-Frequency Characteristics (Main Items)
BLM15BA Series



Impedance-Frequency Characteristics
BLM15BD750SN1



Impedance-Frequency Characteristics
BLM15BD121SN1



Continued on the following page. ↗

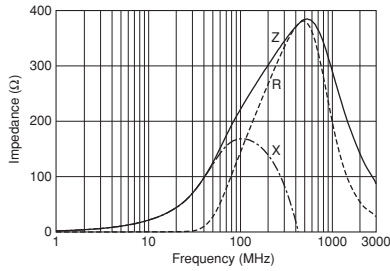
● This data sheet is applied for CHIP FERRITE BEAD used for General Electronics equipment for your design.

Note:

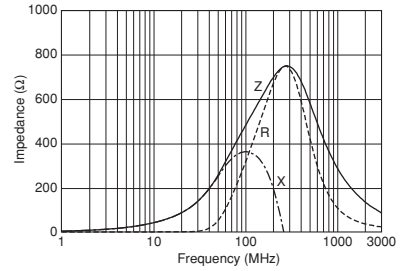
1. This datasheet is downloaded from the website of Murata Manufacturing co., ltd. Therefore, it's specifications are subject to change or our products in it may be discontinued without advance notice. Please check with our sales representatives or product engineers before ordering.
2. This datasheet has only typical specifications because there is no space for detailed specifications. Therefore, please approve our product specifications or transact the approval sheet for product specifications before ordering.

Continued from the preceding page.

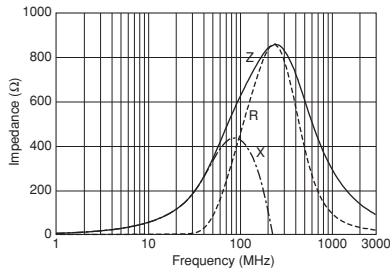
Impedance-Frequency Characteristics
BLM15BD221SN1



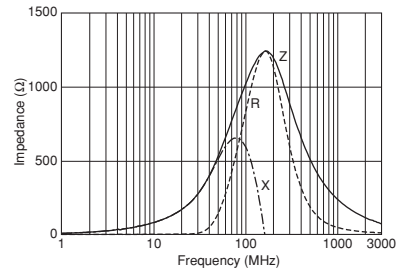
Impedance-Frequency Characteristics
BLM15BD471SN1



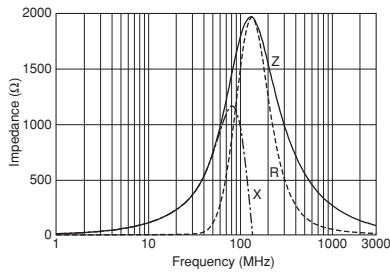
Impedance-Frequency Characteristics
BLM15BD601SN1



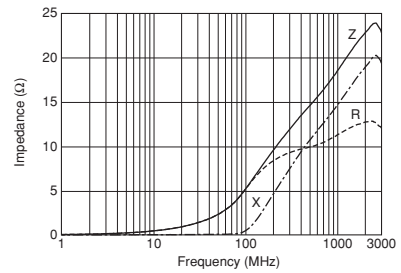
Impedance-Frequency Characteristics
BLM15BD102SN1



Impedance-Frequency Characteristics
BLM15BD182SN1



Impedance-Frequency Characteristics
BLM15BB050SN1



Continued on the following page.

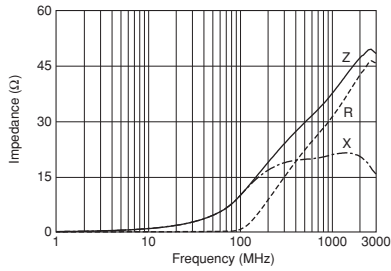
● This data sheet is applied for CHIP FERRITE BEAD used for General Electronics equipment for your design.

Note:

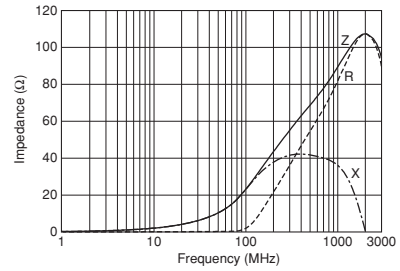
1. This datasheet is downloaded from the website of Murata Manufacturing co., ltd. Therefore, it's specifications are subject to change or our products in it may be discontinued without advance notice. Please check with our sales representatives or product engineers before ordering.
2. This datasheet has only typical specifications because there is no space for detailed specifications. Therefore, please approve our product specifications or transact the approval sheet for product specifications before ordering.

Continued from the preceding page.

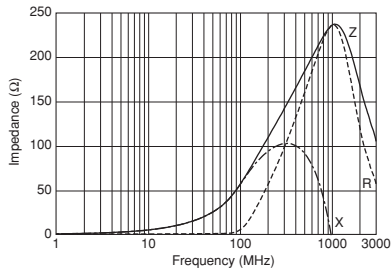
Impedance-Frequency Characteristics
BLM15BB100SN1



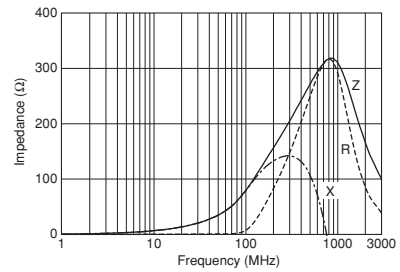
Impedance-Frequency Characteristics
BLM15BB220SN1



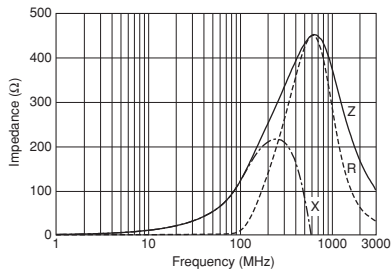
Impedance-Frequency Characteristics
BLM15BB470SN1



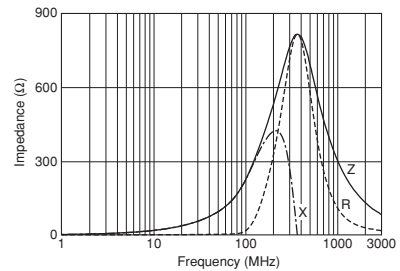
Impedance-Frequency Characteristics
BLM15BB750SN1



Impedance-Frequency Characteristics
BLM15BB121SN1



Impedance-Frequency Characteristics
BLM15BB221SN1



Continued on the following page.

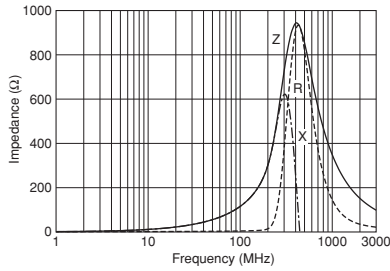
● This data sheet is applied for CHIP FERRITE BEAD used for General Electronics equipment for your design.

Note:

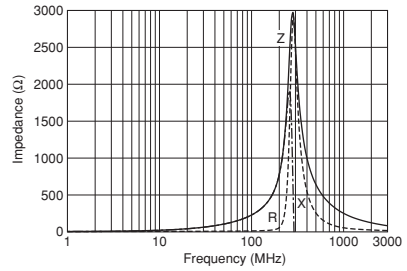
1. This datasheet is downloaded from the website of Murata Manufacturing co., ltd. Therefore, it's specifications are subject to change or our products in it may be discontinued without advance notice. Please check with our sales representatives or product engineers before ordering.
2. This datasheet has only typical specifications because there is no space for detailed specifications. Therefore, please approve our product specifications or transact the approval sheet for product specifications before ordering.

Continued from the preceding page.

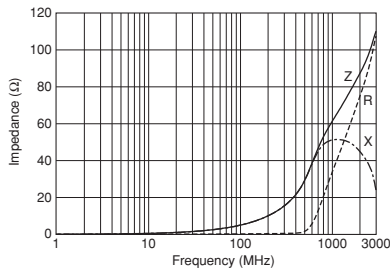
Impedance-Frequency Characteristics
BLM15BC121SN1



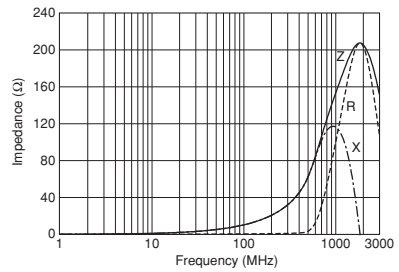
Impedance-Frequency Characteristics
BLM15BC241SN1



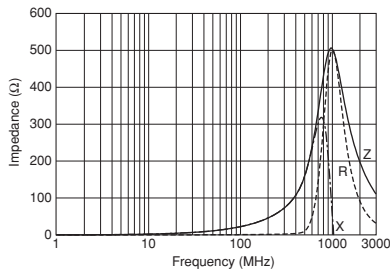
Impedance-Frequency Characteristics
BLM15BA050SN1



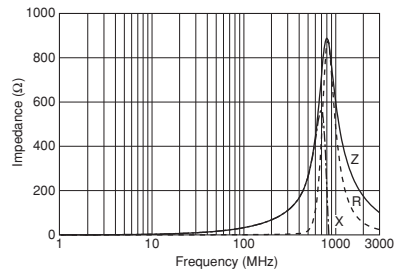
Impedance-Frequency Characteristics
BLM15BA100SN1



Impedance-Frequency Characteristics
BLM15BA220SN1



Impedance-Frequency Characteristics
BLM15BA330SN1




Continued on the following page.

● This data sheet is applied for CHIP FERRITE BEAD used for General Electronics equipment for your design.

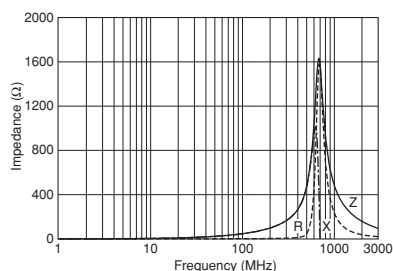
Note:

1. This datasheet is downloaded from the website of Murata Manufacturing co., ltd. Therefore, it's specifications are subject to change or our products in it may be discontinued without advance notice. Please check with our sales representatives or product engineers before ordering.
2. This datasheet has only typical specifications because there is no space for detailed specifications. Therefore, please approve our product specifications or transact the approval sheet for product specifications before ordering.

 Continued from the preceding page.

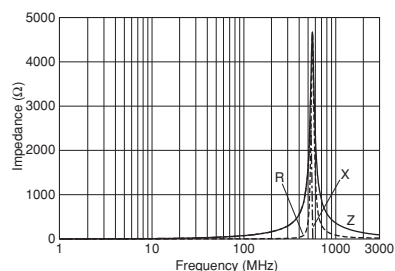
■ Impedance-Frequency Characteristics

BLM15BA470SN1



■ Impedance-Frequency Characteristics

BLM15BA750SN1



■ ⚠ Caution/Notice

⚠ Caution (Rating)

Do not use products beyond the rated current as this may create excessive heat and deteriorate the insulation resistance.

Notice

Solderability of Tin plating termination chip might be deteriorated when low temperature soldering profile where peak solder temperature is below the Tin melting point is used. Please confirm the solderability of Tin plating termination chip before use.

● This data sheet is applied for CHIP FERRITE BEAD used for General Electronics equipment for your design.

⚠ Note:

1. This datasheet is downloaded from the website of Murata Manufacturing co., ltd. Therefore, it's specifications are subject to change or our products in it may be discontinued without advance notice. Please check with our sales representatives or product engineers before ordering.
2. This datasheet has only typical specifications because there is no space for detailed specifications. Therefore, please approve our product specifications or transact the approval sheet for product specifications before ordering.