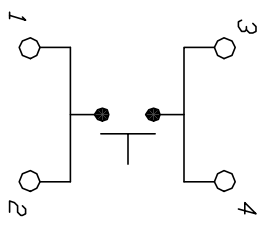
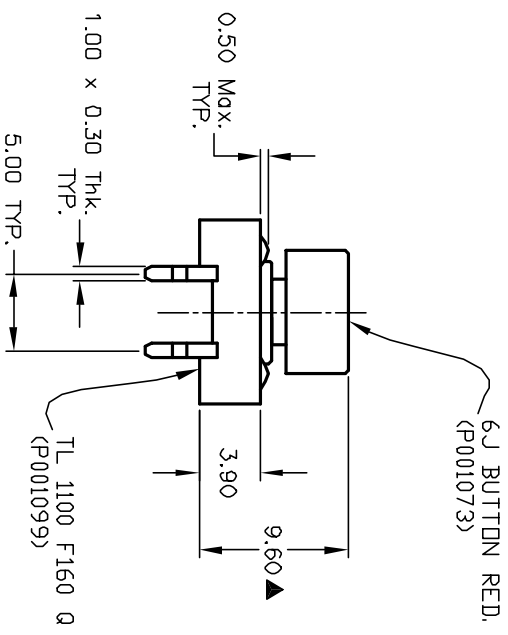
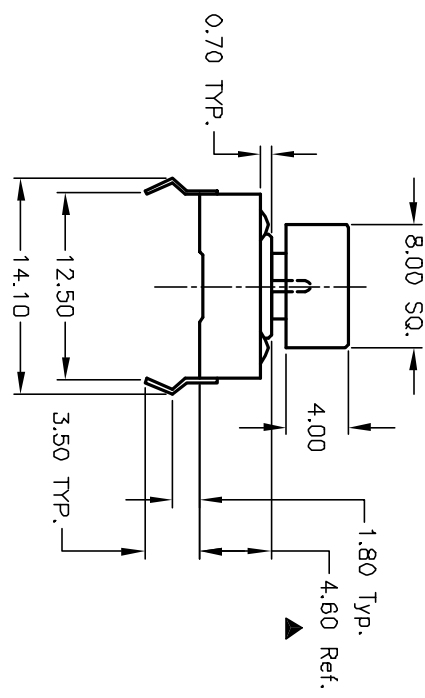


RECOMMENDED P.C.B. LAYOUT



CIRCUIT: SPST  
CONTACT CONFIGURATION

- NOTES:
1. ALL DIMENSIONS IN MM
  2. GENERAL TOLERANCE: X.X=±0.4  
X.XX=±0.25
  3. TERM. NOS. FOR REF. ONLY
  4. RATING: 50mA, @12V DC
  5. TRAVEL: 0.30±0.15mm
  6. OPERATING FORCE: 160±50gf
  7. CONTACT RESISTANCE: 100 milliohms Max.
  8. ELECTRICAL LIFE: 100,000 CYCLES MIN.
  9. DESIGNATE MAJOR DIMENSIONS

**E-SWITCH®**

TITLE		TL 1100 F160 Q / 6J RED	
REV.	ECN No.	SCALE	DATE
A	11060	2:1	11/15/00
DESCRIPTION		DR	DWG
RELEASED FOR PRODUCTION		CJB	XP0140P
DATE	CHKD	REV	
11/15/00	CJB	A	

THE INFORMATION CONTAINED IN THIS DOCUMENT IS PROPRIETARY TO E-SWITCH AND IS NOT TO BE COPIED OR TRANSFERRED