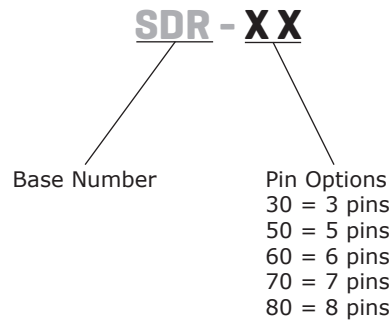


SERIES: SDR **DESCRIPTION:** STANDARD DIN CONNECTOR

FEATURES

- right angle
- metal bushing
- strain relief


PART NUMBER KEY

SPECIFICATIONS

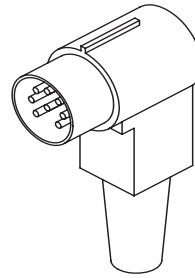
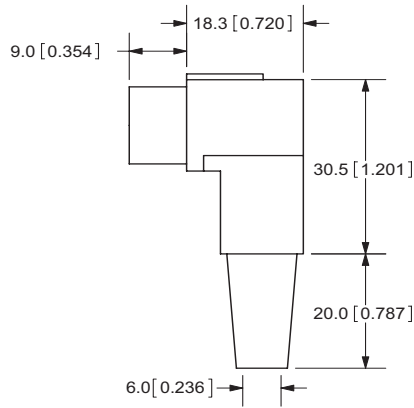
parameter	conditions/description	min	typ	max	units
rated input voltage			100		Vac
rated input current				1	A
contact resistance				30	mΩ
insulation resistance	at 500 Vdc	100			MΩ
voltage withstand	for 1 minute			250	Vac
operating temperature		-20		70	°C
life			5,000		cycles

MECHANICAL DRAWINGS

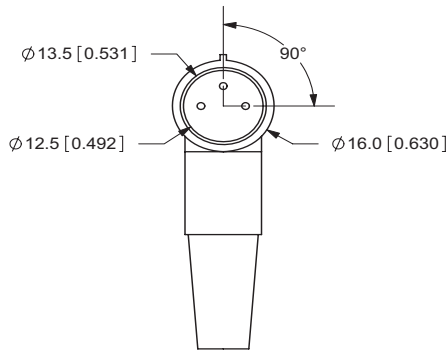
units: mm[inches]

TOLERANCE: ±0.2mm

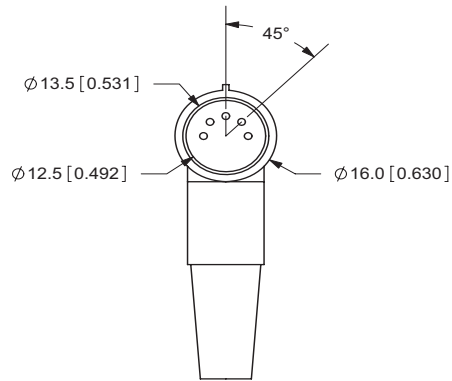
	MATERIAL	PLATING
pins	brass	nickel
shell contact 1	steel	nickel
shell contact 2	steel	nickel
cap	polyethylene	
insulator	ABS resin	
cable protector	PVC	



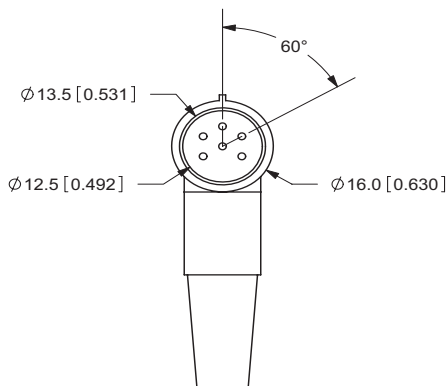
SDR-30



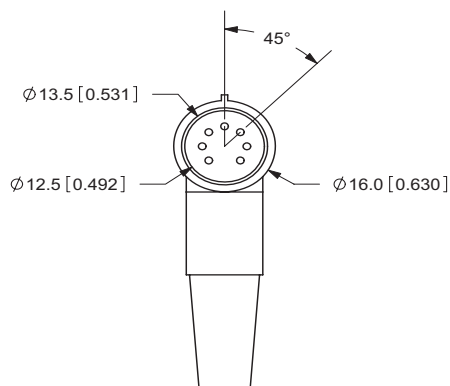
SDR-50



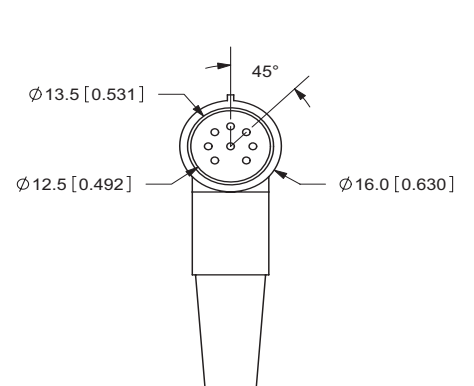
SDR-60



SDR-70



SDR-80



REVISION HISTORY

rev.	description	date
1.0	initial release	09/01/2006
1.01	new template applied	01/30/2012

The revision history provided is for informational purposes only and is believed to be accurate.



Headquarters
20050 SW 112th Ave.
Tualatin, OR 97062
800.275.4899

Fax 503.612.2383
cui.com
techsupport@cui.com

CUI offers a one (1) year limited warranty. Complete warranty information is listed on our website.

CUI reserves the right to make changes to the product at any time without notice. Information provided by CUI is believed to be accurate and reliable. However, no responsibility is assumed by CUI for its use, nor for any infringements of patents or other rights of third parties which may result from its use.

CUI products are not authorized or warranted for use as critical components in equipment that requires an extremely high level of reliability. A critical component is any component of a life support device or system whose failure to perform can be reasonably expected to cause the failure of the life support device or system, or to affect its safety or effectiveness.