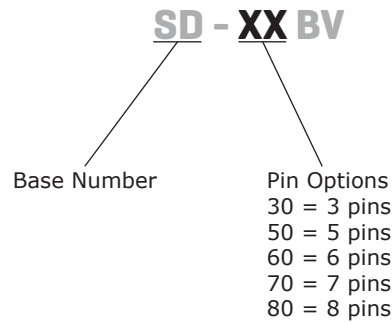


SERIES: SD-XXBV | **DESCRIPTION:** STANDARD DIN CONNECTOR

FEATURES

- PCB mount
- vertical
- shielded

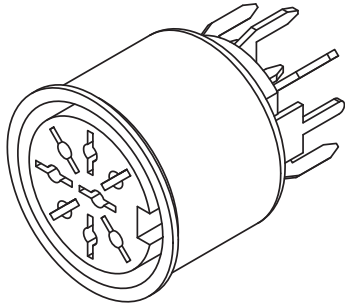

PART NUMBER KEY

SPECIFICATIONS

parameter	conditions/description	min	typ	max	units
rated input voltage			24		Vdc
rated input current				1	A
contact resistance				30	mΩ
insulation resistance	at 500 Vdc	100			MΩ
voltage withstand	50/60 Hz at 0.5 A for 1 minute			500	Vac
insertion and withdrawl force		0.5		5.5	kg
operating temperature		-20		60	°C
storage temperature		-25		70	°C
life			5,000		cycles

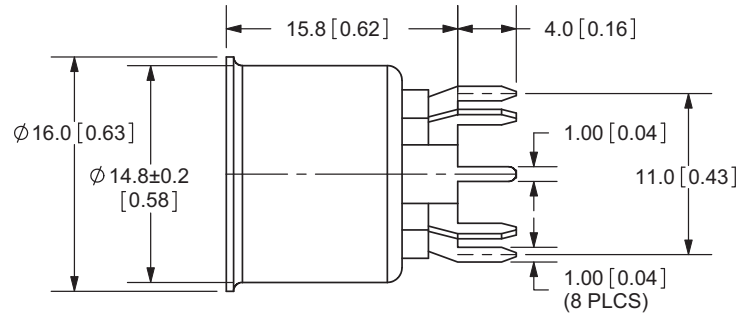
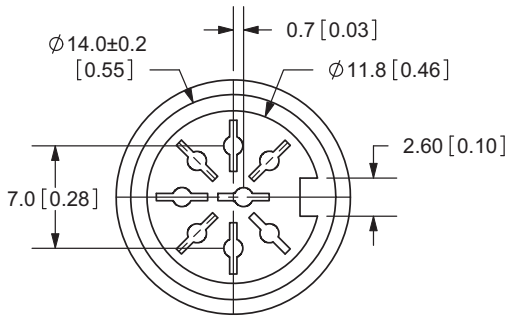
MECHANICAL DRAWINGS

units: mm[inches]

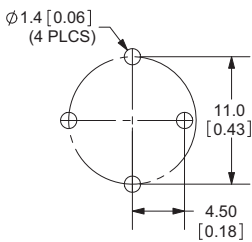
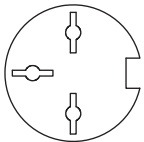
TOLERANCE: ±0.5mm



	MATERIAL	PLATING
contact terminals (1~8)	brass	silver
sleeve	PBS	silver
cover	iron sheet	nickel
mouth bushing	PBT-94V0 G15	

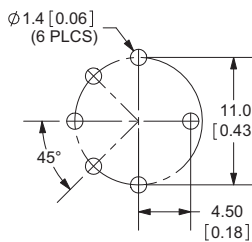
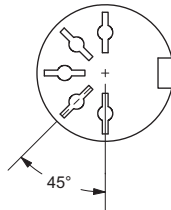


SD-30BV



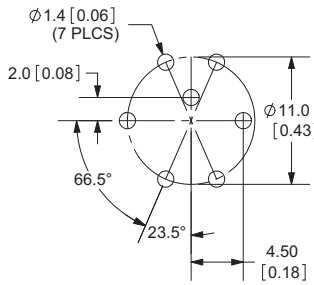
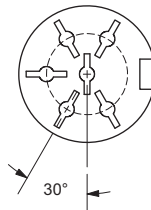
PCB LAYOUT FRONT VIEW

SD-50BV



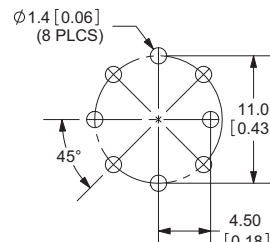
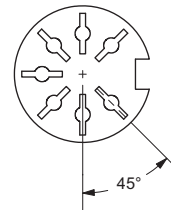
PCB LAYOUT FRONT VIEW

SD-60BV



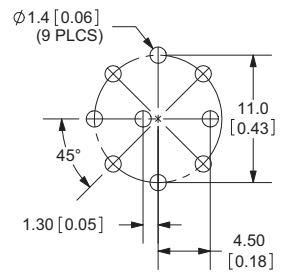
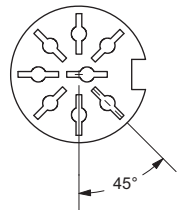
PCB LAYOUT FRONT VIEW

SD-70BV



PCB LAYOUT FRONT VIEW

SD-80BV



PCB LAYOUT FRONT VIEW

REVISION HISTORY

rev.	description	date
1.0	initial release	02/23/2006
1.01	new template applied	02/10/2012

The revision history provided is for informational purposes only and is believed to be accurate.



Headquarters
20050 SW 112th Ave.
Tualatin, OR 97062
800.275.4899

Fax 503.612.2383
cui.com
techsupport@cui.com

CUI offers a one (1) year limited warranty. Complete warranty information is listed on our website.

CUI reserves the right to make changes to the product at any time without notice. Information provided by CUI is believed to be accurate and reliable. However, no responsibility is assumed by CUI for its use, nor for any infringements of patents or other rights of third parties which may result from its use.

CUI products are not authorized or warranted for use as critical components in equipment that requires an extremely high level of reliability. A critical component is any component of a life support device or system whose failure to perform can be reasonably expected to cause the failure of the life support device or system, or to affect its safety or effectiveness.