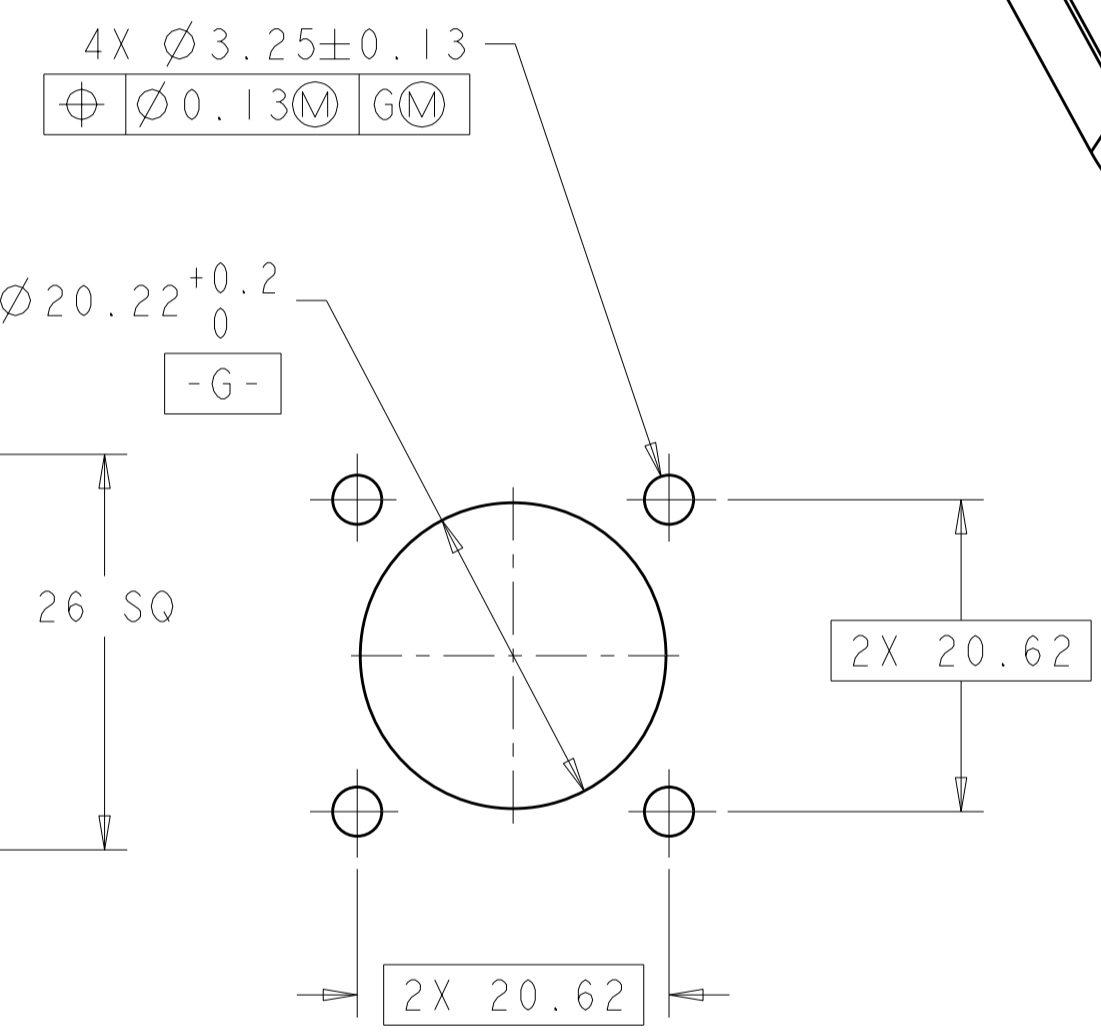
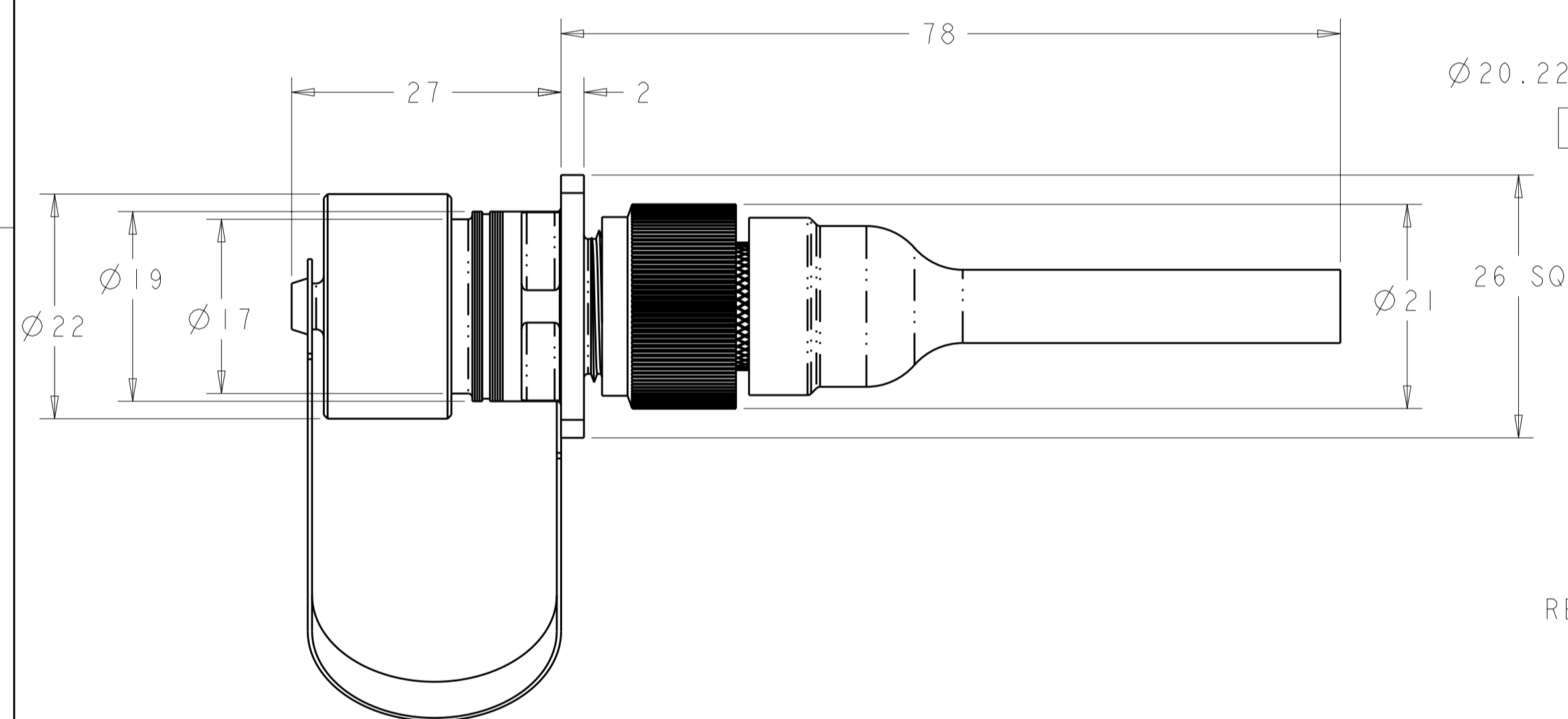
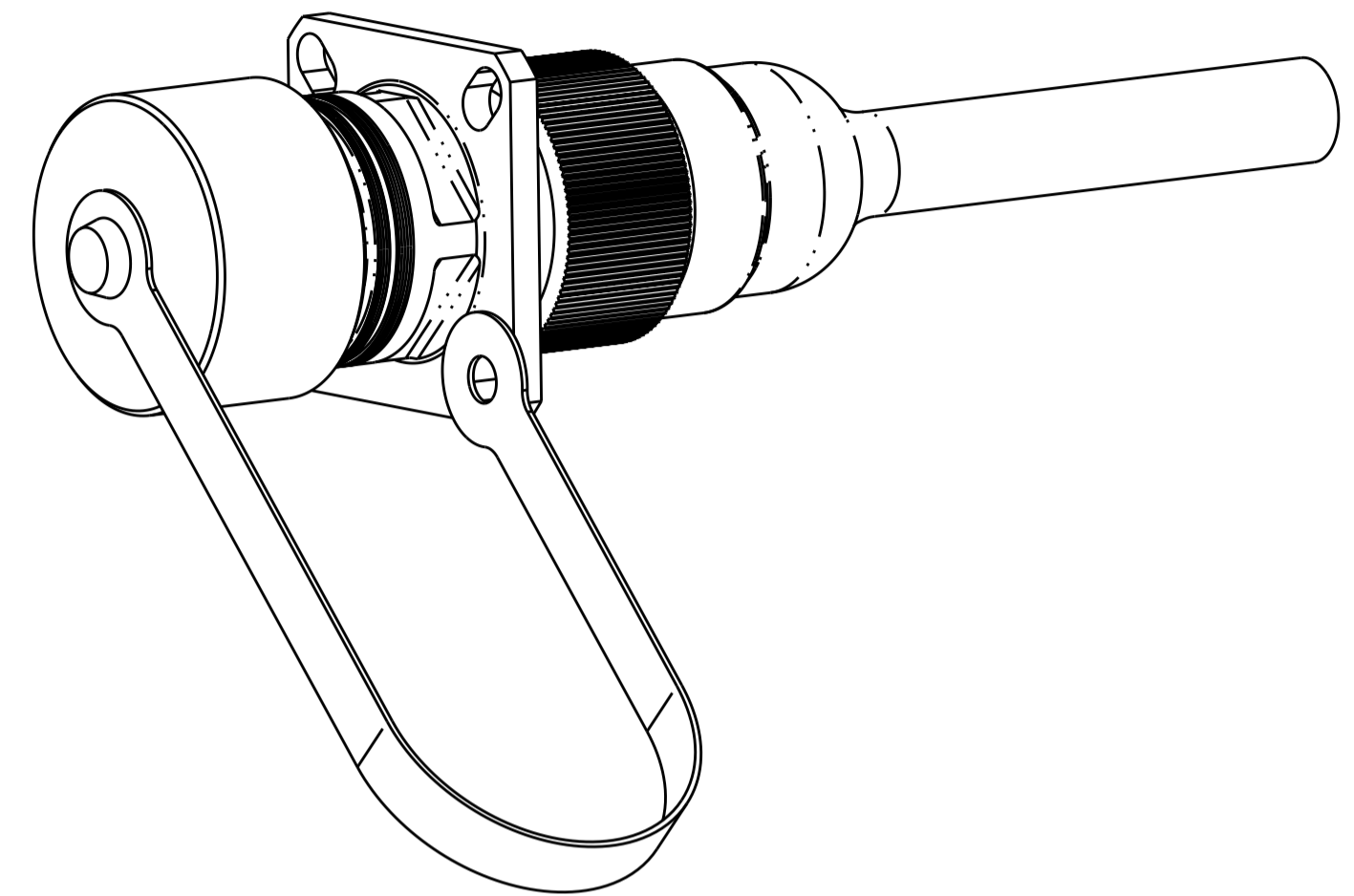


THIS DRAWING IS UNPUBLISHED. RELEASED FOR PUBLICATION 20
 © COPYRIGHT 20 BY TYCO ELECTRONICS CORPORATION. ALL RIGHTS RESERVED.

LOC	DIST	REVISIONS			
P	LTR	DESCRIPTION	DATE	DWN	APVD
CE	16				
	D	ECR-07-001864	06MAR07	KG	DW
	E	ECR-07-025776	16NOV07	KG	DW
	F	ECR-09-018342	02SEP2009	KG	DW
	FI	ECR-10-002629	09FEB2010	KG	DW

- ASSEMBLY SHOWN FOR REFERENCE ONLY. SHIPPED LOOSE PIECE AS SHOWN ON PAGE 2.
- ALL ASSEMBLY DIMENSIONS ARE FOR REFERENCE ONLY.
- THIS PRODUCT HAS NOT COMPLETED VALIDATION TESTING.
- USE WITH 1.8mm DIAMETER INDIVIDUALLY JACKETED AVIONICS CABLE, FOUR CABLES MAXIMUM.
- PER MIL-DTL-38999K, FIGURE 11, TYPE A.
- COMPLETE THE CONNECTOR ASSEMBLY BY ADDING EACH OF THE FOLLOWING:
 - TYCO ELECTRONICS MINI EXPANDED BEAM INSERT ASSEMBLY;
 - MINI EXPANDED BEAM FERRULE KIT, ONE PER FIBER.



RECOMMENDED PANEL CUT-OUT $\triangle 5$

E-KEY, OLIVE DRAB	1-1754520-2
D-KEY, OLIVE DRAB	1-1754520-1
C-KEY, OLIVE DRAB	1-1754520-0
B-KEY, OLIVE DRAB	1754520-9
A-KEY, OLIVE DRAB	1754520-8
N-KEY, OLIVE DRAB	1754520-7
E KEY, NI PLATE	1754520-6
D KEY, NI PLATE	1754520-5
C KEY, NI PLATE	1754520-4
B KEY, NI PLATE	1754520-3
A KEY, NI PLATE	1754520-2
N KEY, NI PLATE	1754520-1
DESCRIPTION	PART NUMBER

SUPERSEDED BY:
6754520-6

SUPERSEDED BY:
6754520-5

SUPERSEDED BY:
6754520-4

SUPERSEDED BY:
6754520-3

SUPERSEDED BY:
6754520-2

SUPERSEDED BY:
6754520-1

THIS DRAWING IS A CONTROLLED DOCUMENT FOR TYCO ELECTRONICS CORPORATION. IT IS SUBJECT TO CHANGE AND THE CONTROLLING ENGINEERING ORGANIZATION SHOULD BE CONTACTED FOR THE LATEST REVISION.

DWN: K. GLATFELTER 13APR2004
 CHK: D. WERTMAN 06MAY2004
 APVD: D. WERTMAN 10MAY2004

Tyco Electronics
 Harrisburg, PA 17105-3608

NAME: SHELL KIT, WALL MOUNT RECEPTACLE, 38999, MINI EB, AVIONICS CABLE

SIZE: A2 CAGE CODE: 00779 DRAWING NO: 1754520 RESTRICTED TO: -

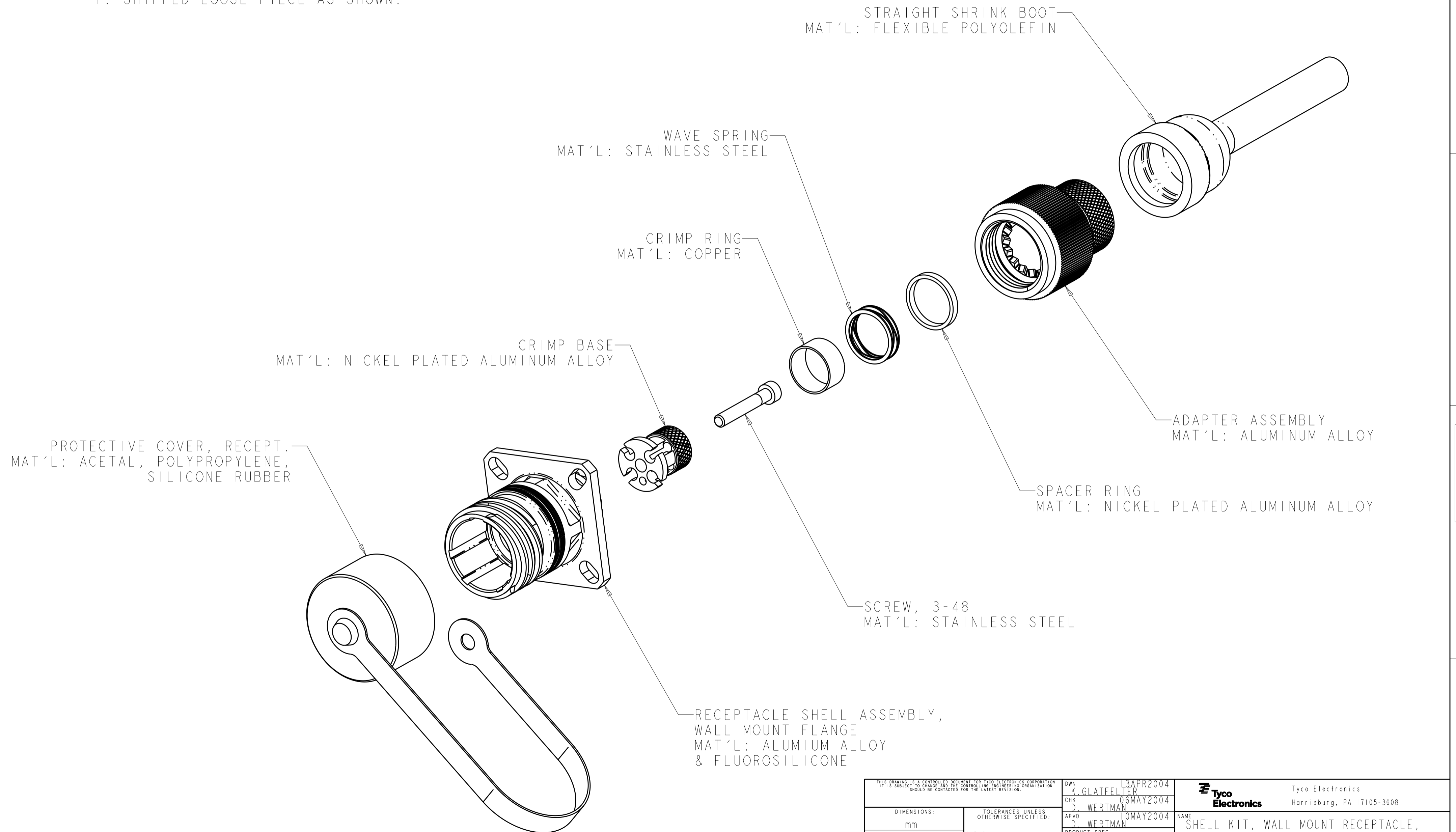
MATERIAL: - AS LISTED WEIGHT: -

CUSTOMER DRAWING SCALE: 2:1 SHEET 1 OF 2 REV: FI

THIS DRAWING IS UNPUBLISHED. RELEASED FOR PUBLICATION 20
 © COPYRIGHT 20 BY TYCO ELECTRONICS CORPORATION. ALL RIGHTS RESERVED.

LOC	DIST	REVISIONS			
P	LTR	DESCRIPTION	DATE	DWN	APVD
	CE 16	-	SEE SHEET 1	-	-

1. SHIPPED LOOSE PIECE AS SHOWN.



<small>THIS DRAWING IS A CONTROLLED DOCUMENT FOR TYCO ELECTRONICS CORPORATION. IT IS SUBJECT TO CHANGE AND THE CONTROLLING ENGINEERING ORGANIZATION SHOULD BE CONTACTED FOR THE LATEST REVISION.</small>		DWN K. GLATFELTER CHK D. WERTMAN APVD D. WERTMAN	13APR2004 06MAY2004 10MAY2004	Tyco Electronics Harrisburg, PA 17105-3608
DIMENSIONS: mm 	TOLERANCES UNLESS OTHERWISE SPECIFIED: 0 PLC ± 1 PLC ± 2 PLC ± 3 PLC ± 4 PLC ± ANGLES ± FINISH	PRODUCT SPEC - APPLICATION SPEC - WEIGHT -	NAME SHELL KIT, WALL MOUNT RECEPTACLE, 38999, MINI EB, AVIONICS CABLE	SIZE A2 CAGE CODE 00779 DRAWING NO 1754520 RESTRICTED TO -
MATERIAL	AS LISTED	CUSTOMER DRAWING	SCALE 2:1	SHEET 2 OF 2 REV F1