

America Semiconductor



"In America Semi We Trust"

MANUFACTURER OF WORLD CLASS HIGH POWER SEMICONDUCTORS



FR30K05 thru FR30MR05

Silicon Fast Recovery Diode

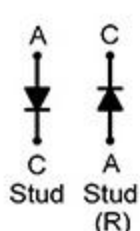
$V_{RRM} = 800\text{ V} - 1000\text{ V}$
 $I_F = 30\text{ A}$

Features

- High Surge Capability
- Types up to 1000 V V_{RRM}

Note:

1. Standard polarity: Stud is cathode.
2. Reverse polarity (R): Stud is anode.
3. Stud is base.



DO-5 Package



Maximum ratings, at $T_J = 25\text{ }^\circ\text{C}$, unless otherwise specified ("R" devices have leads reversed)

Parameter	Symbol	Conditions	FR30K(R)05	FR30M(R)05	Unit
Repetitive peak reverse voltage	V_{RRM}		800	1000	V
RMS reverse voltage	V_{RMS}		560	700	V
DC blocking voltage	V_{DC}		800	1000	V
Continuous forward current	I_F	$T_C \leq 100\text{ }^\circ\text{C}$	30	30	A
Surge non-repetitive forward current, Half Sine Wave	$I_{F,SM}$	$T_C = 25\text{ }^\circ\text{C}$, $t_p = 8.3\text{ ms}$	300	300	A
Operating temperature	T_J		-40 to 125	-40 to 125	$^\circ\text{C}$
Storage temperature	T_{stg}		-40 to 150	-40 to 150	$^\circ\text{C}$

Electrical characteristics, at $T_J = 25\text{ }^\circ\text{C}$, unless otherwise specified

Parameter	Symbol	Conditions	FR30K(R)05	FR30M(R)05	Unit
Diode forward voltage	V_F	$I_F = 30\text{ A}$, $T_J = 25\text{ }^\circ\text{C}$	1.4	1.4	V
Reverse current	I_R	$V_R = 800\text{ V}$, $T_J = 25\text{ }^\circ\text{C}$	25	25	μA
		$V_R = 800\text{ V}$, $T_J = 125\text{ }^\circ\text{C}$	10	10	mA
Recovery Time					
Maximum reverse recovery time	T_{RR}	$I_F = 0.5\text{ A}$, $I_R = 1.0\text{ A}$, $I_{RR} = 0.25\text{ A}$	500	500	nS
Thermal characteristics					
Thermal resistance, junction - case	R_{thJC}		0.46	0.46	$^\circ\text{C/W}$

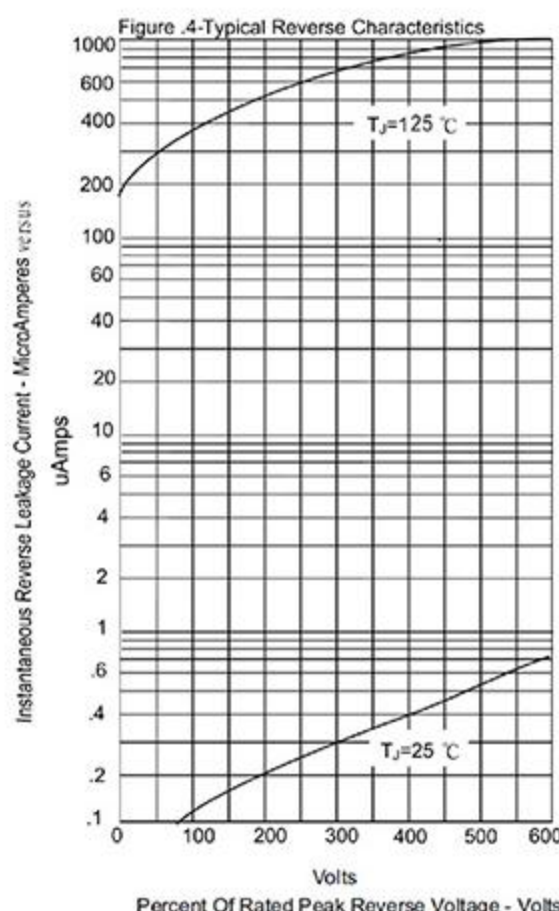
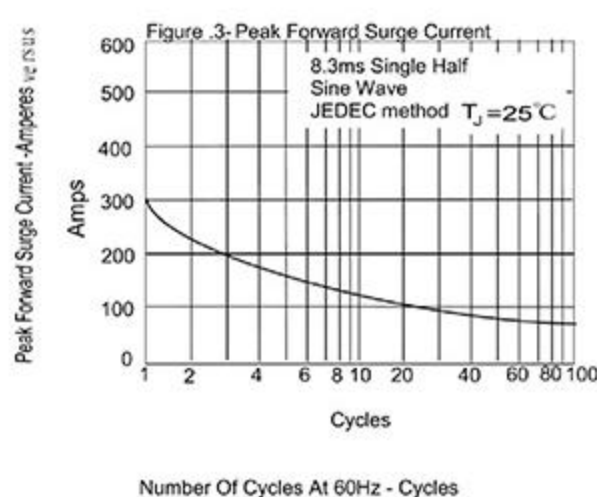
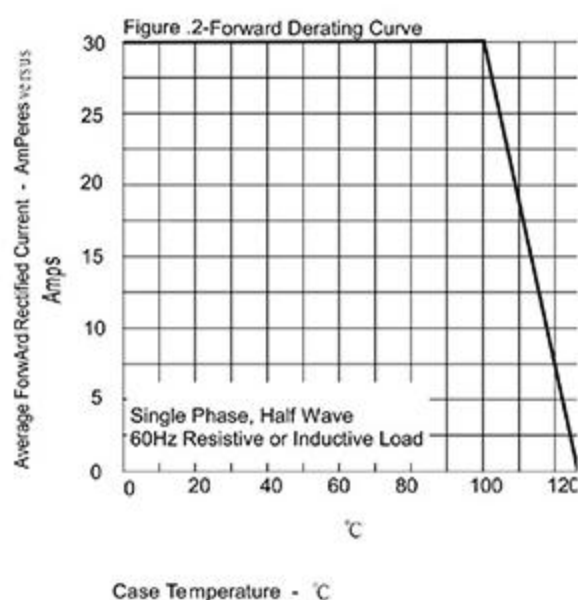
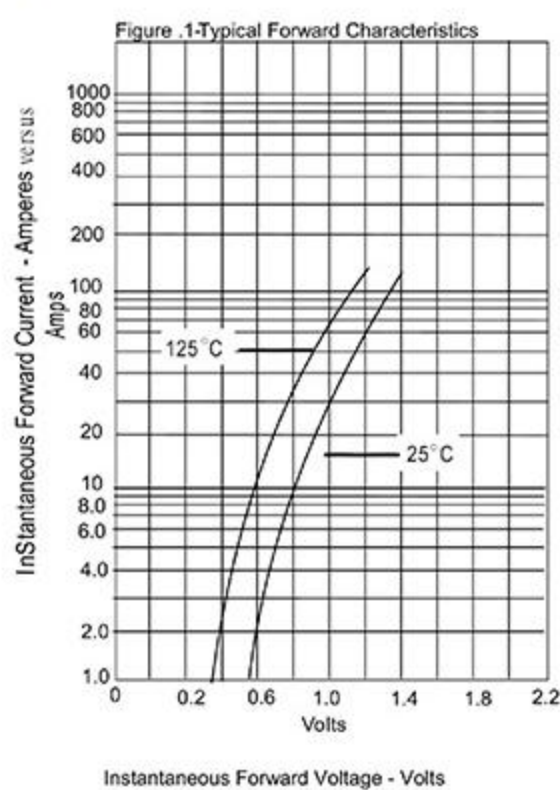


www.AmericaSemi.com

1



FR30K05 thru FR30MR05



www.AmericaSemi.com

2

