

America Semiconductor



"In America Semi We Trust"

MANUFACTURER OF WORLD CLASS HIGH POWER SEMICONDUCTORS

America Semiconductor

Silicon Super Fast Recovery Diode

Features

- High Surge Capability
- Types up to 600 V V_{RRM}


Note:

1. Standard polarity: Stud is cathode.
2. Reverse polarity (R): Stud is anode.
3. Stud is base.

MUR7040 thru MUR7060R

$V_{RRM} = 50\text{ V} - 600\text{ V}$
 $I_F = 70\text{ A}$

DO-5 Package



Maximum ratings, at $T_j = 25^\circ\text{C}$, unless otherwise specified ("R" devices have leads reversed)

Parameter	Symbol	Conditions	MUR7040 (R)	MUR7060 (R)	Unit
Repetitive peak reverse voltage	V_{RRM}		400	600	V
RMS reverse voltage	V_{RMS}		280	420	V
DC blocking voltage	V_{DC}		400	600	V
Continuous forward current	I_F	$T_C \leq 125^\circ\text{C}$	70	70	A
Surge non-repetitive forward current, Half Sine Wave	$I_{F,SM}$	$T_C = 25^\circ\text{C}, t_p = 8.3\text{ ms}$	1000	1000	A
Operating temperature	T_j		-65 to 175	-65 to 175	$^\circ\text{C}$
Storage temperature	T_{stg}		-65 to 175	-65 to 175	$^\circ\text{C}$

Electrical characteristics, at $T_j = 25^\circ\text{C}$, unless otherwise specified

Parameter	Symbol	Conditions	MUR7040 (R)	MUR7060 (R)	Unit
Diode forward voltage	V_F	$I_F = 70\text{ A}, T_j = 25^\circ\text{C}$	1.3	1.7	V
Reverse current	I_R	$V_R = 50\text{ V}, T_j = 25^\circ\text{C}$	25	25	μA
		$V_R = 50\text{ V}, T_j = 125^\circ\text{C}$	3	3	mA
Recovery Time					
Maximum reverse recovery time	T_{RR}	$I_F = 0.5\text{ A}, I_{RR} = 1.0\text{ A}, I_{RR} = 0.25\text{ A}$	75	90	nS

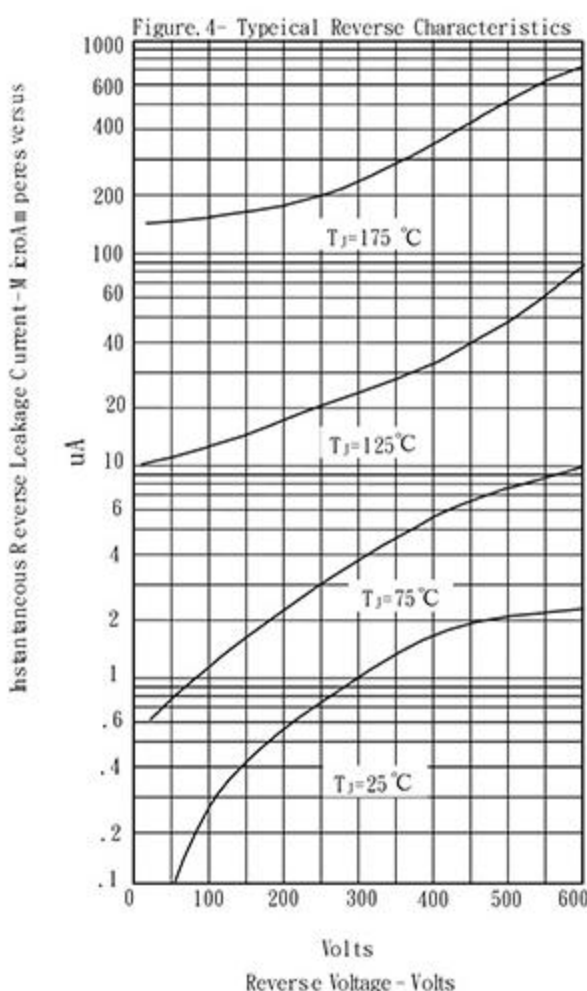
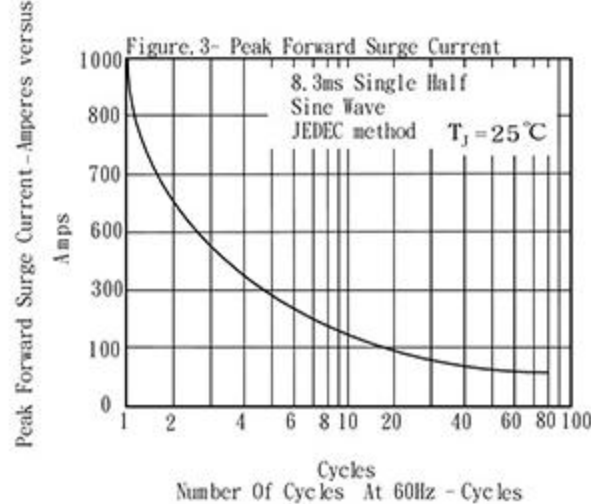
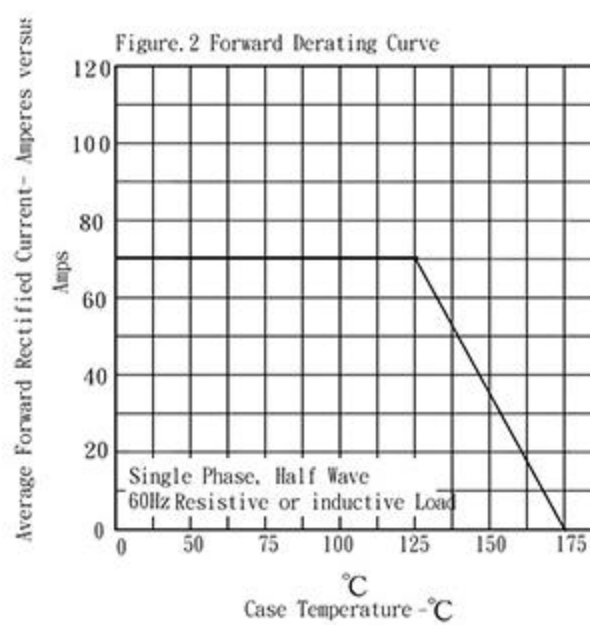
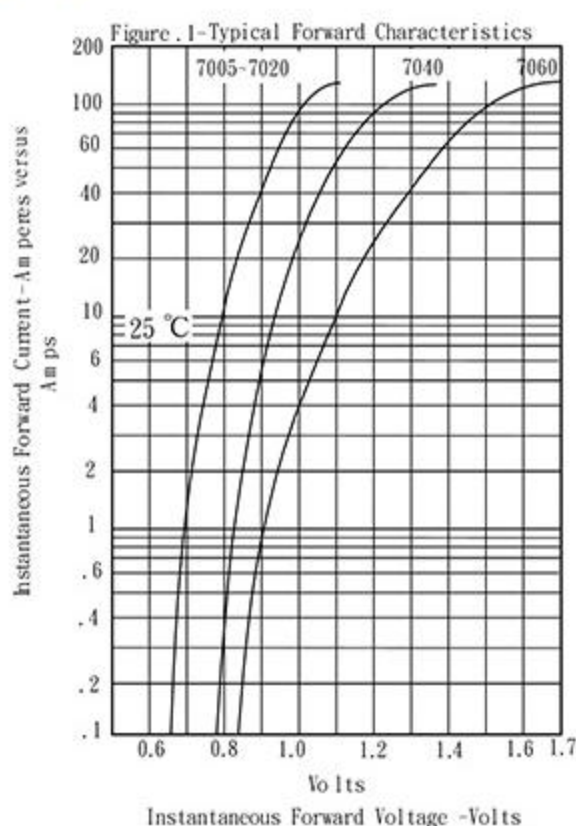


www.AmericaSemi.com

1

America Semiconductor

MUR7040 thru MUR7060R



www.AmericaSemi.com

2

