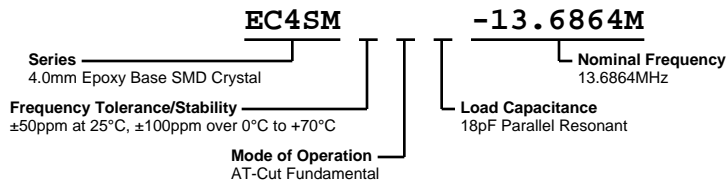


# EC4SM-13.6864M



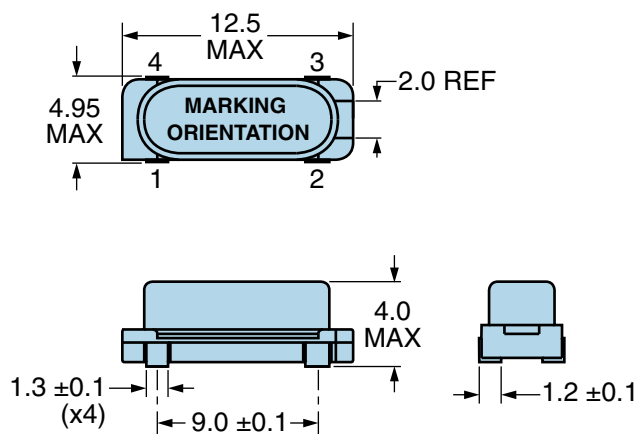
## ELECTRICAL SPECIFICATIONS

Nominal Frequency	13.6864MHz
Frequency Tolerance/Stability	$\pm 50\text{ppm}$ at $25^\circ\text{C}$ , $\pm 100\text{ppm}$ over $0^\circ\text{C}$ to $+70^\circ\text{C}$
Aging at $25^\circ\text{C}$	$\pm 5\text{ppm}/\text{year}$ Maximum
Load Capacitance	18pF Parallel Resonant
Shunt Capacitance (C0)	7pF Maximum
Equivalent Series Resistance	70 Ohms Maximum
Mode of Operation	AT-Cut Fundamental
Drive Level	1mWatts Maximum
Storage Temperature Range	$-40^\circ\text{C}$ to $+85^\circ\text{C}$
Insulation Resistance	500 Megaohms Minimum at 100Vdc

## ENVIRONMENTAL & MECHANICAL SPECIFICATIONS

Fine Leak Test	MIL-STD-883, Method 1014 Condition A
Gross Leak Test	MIL-STD-883, Method 1014 Condition C
Mechanical Shock	MIL-STD-202, Method 213 Condition C
Resistance to Soldering Heat	MIL-STD-202, Method 210
Resistance to Solvents	MIL-STD-202, Method 215
Solderability	MIL-STD-883, Method 2003
Temperature Cycling	MIL-STD-883, Method 1010
Vibration	MIL-STD-883, Method 2007 Condition A

## MECHANICAL DIMENSIONS (all dimensions in millimeters)



PIN	CONNECTION
1	Connected to Pin 4 and to Crystal
2	Connected to Pin 3 and to Crystal
3	Connected to Pin 2 and to Crystal
4	Connected to Pin 1 and to Crystal

LINE	MARKING
1	<b>E13.686</b> E=Ecliptek Designator

# EC4SM-13.6864M

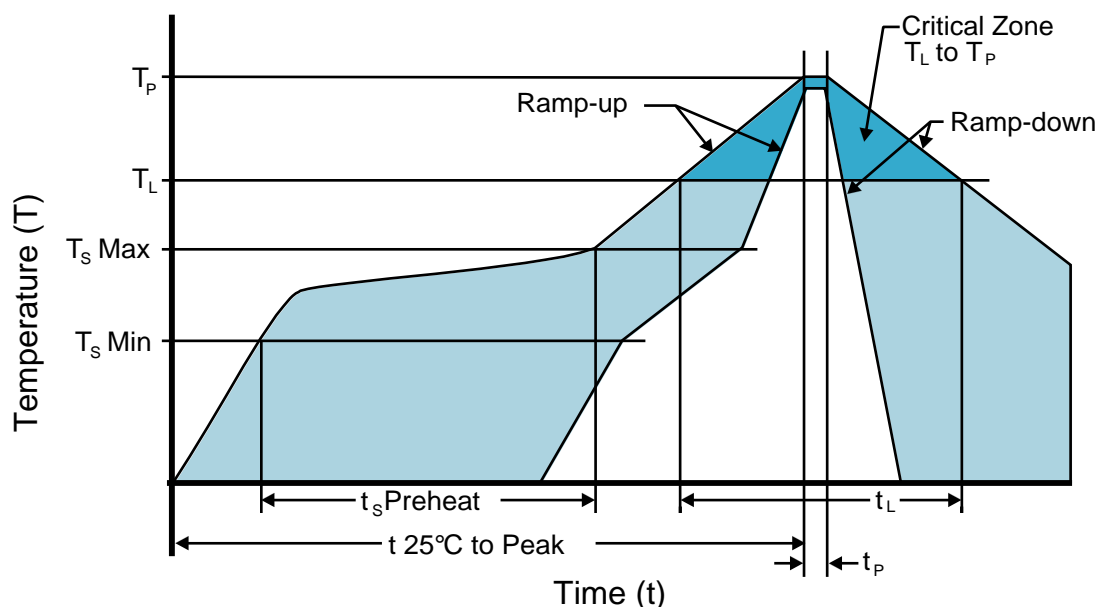
## Suggested Solder Pad Layout

All Dimensions in Millimeters



All Tolerances are  $\pm 0.1$

## Recommended Solder Reflow Methods



### Low Temperature Infrared/Convection 225°C

$T_S$ MAX to $T_L$ (Ramp-up Rate)	5°C/second Maximum
-----------------------------------	--------------------

#### Preheat

- Temperature Minimum ( $T_S$ MIN)	N/A
- Temperature Typical ( $T_S$ TYP)	150°C
- Temperature Maximum ( $T_S$ MAX)	N/A
- Time ( $t_s$ MIN)	30 - 60 Seconds

Ramp-up Rate ( $T_L$ to $T_P$ )	5°C/second Maximum
---------------------------------	--------------------

#### Time Maintained Above:

- Temperature ( $T_L$ )	150°C
- Time ( $t_L$ )	200 Seconds Maximum

Peak Temperature ( $T_P$ )	225°C Maximum
----------------------------	---------------

Target Peak Temperature ( $T_P$ Target)	225°C Maximum 2 Times
---	-----------------------

Time within 5°C of actual peak ( $t_p$ )	80 seconds Maximum 2 Times
--	----------------------------

Ramp-down Rate	5°C/second Maximum
----------------	--------------------

Time 25°C to Peak Temperature (t)	N/A
-----------------------------------	-----

Moisture Sensitivity Level	Level 1
----------------------------	---------

### Low Temperature Manual Soldering

185°C Maximum for 10 seconds Maximum, 2 times Maximum.

### High Temperature Manual Soldering

260°C Maximum for 5 seconds Maximum, 2 times Maximum.