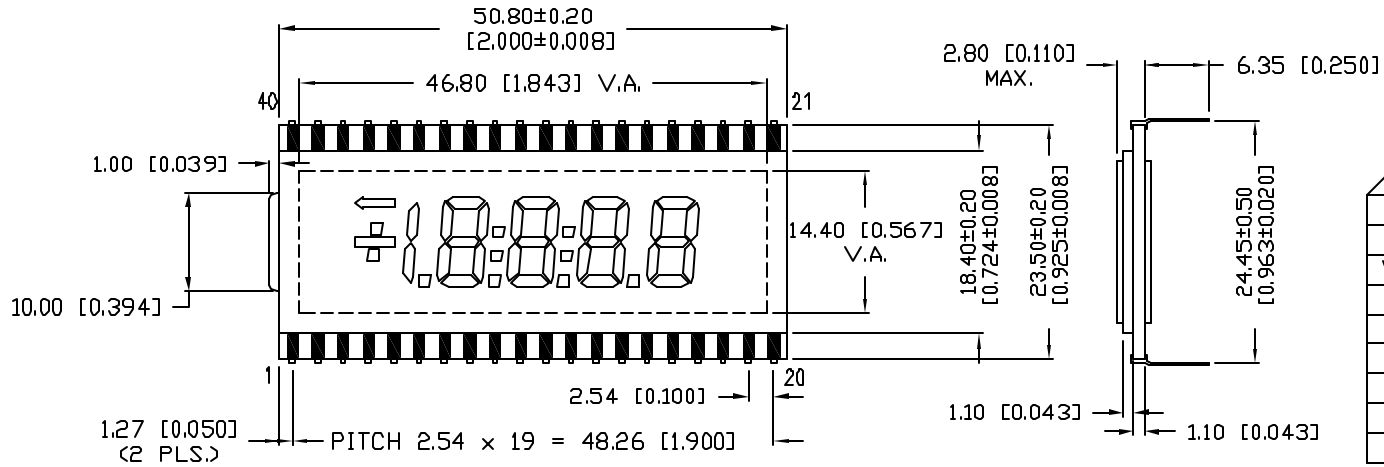


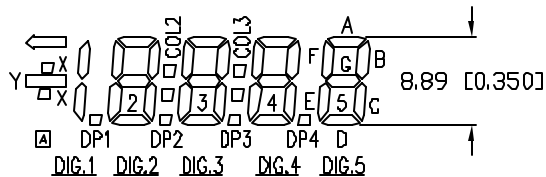
UNCONTROLLED DOCUMENT

PART NUMBER		REV.
LCD-S4X1C35TR		B
REV.	E.C.N. NUMBER AND REVISION COMMENTS	DATE
A	E.C.N. #10BRDR. & #11099.	2.26.04
B	E.C.N. #11148.	02.07.07

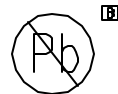


CHARACTERISTICS	
FLUID TYPE:	TN
BACKGROUND COLOR:	GRAY
VIEWING DIRECTION:	6:00
DISPLAY MODE:	REFLECTIVE
OPERATING VOLTAGE:	5V
OPERATING TEMP.	0°C TO 50°C
STORAGE TEMP.	-20°C TO 70°C
DRIVING METHODE:	STATIC
CONNECTION TYPE:	40 PINS

CHARACTER DETAIL



PIN NO.	1	2	3	4	5	6	7	8	9	10
SEGMENT	COM	Y	1BC	DP1	2E	2D	2C	DP2	3E	3D
PIN NO.	11	12	13	14	15	16	17	18	19	20
SEGMENT	3C	DP3	4E	4D	4C	DP4	5E	5D	5C	5B
PIN NO.	21	22	23	24	25	26	27	28	29	30
SEGMENT	5A	5F	5G	4B	4A	4F	4G	COL3	3B	3A
PIN NO.	31	32	33	34	35	36	37	38	39	40
SEGMENT	3F	3G	COL2	2B	2A	2F	2G	X	COM	



UNCONTROLLED DOCUMENT

*UNLESS OTHERWISE SPECIFIED TOLERANCES PER DECIMAL PRECISION ARE: X=±1 (±0.039), X.X=±0.5 (±0.020), X.XX=±0.25 (±0.010), X.XXX=±0.127 (±0.005). LEAD SIZE=±0.05 (±0.002), LEAD LENGTH=±0.75 (±0.030). MIN.= +DECIMAL PRECISION -0.00 MAX.= +0.00 -DECIMAL PRECISION

REV.	PART NUMBER	<p>CONFIDENTIAL INFORMATION</p> <p>THE INFORMATION CONTAINED IN THIS DOCUMENT IS THE PROPERTY OF LUMEX INC. EXCEPT AS SPECIFICALLY AUTHORIZED IN WRITING BY LUMEX INC., THE HOLDER OF THIS DOCUMENT SHALL KEEP ALL INFORMATION CONTAINED HEREIN CONFIDENTIAL AND SHALL PROTECT SAME IN WHOLE OR IN PART FROM DISCLOSURE AND DISSEMINATION TO ALL THIRD PARTIES.</p> <p>RELIABILITY NOTE</p> <p>OUR MANY YEARS OF EXPERIENCE DATA ACCUMULATION INDICATE THAT SOLDER HEAT IS A MAJOR CAUSE OF EARLY AND FUTURE FAILURE. PLEASE PAY ATTENTION TO YOUR SOLDERING PROCESS.</p>	<p>290 E. HELEN ROAD PALATINE, IL 60067-6976 PHONE: +1.847.359.2790 US WEB: www.lumex.com TW WEB: www.lumex.com.tw</p>
B	LCD-S4X1C35TR		
0.35" CHARACTER HEIGHT, 4 1/2 DIGIT LCD GLASS, TN, REFLECTIVE, 40 PINS.		DRAWN BY: JC	CHECKED BY:
		APPROVED BY:	DATE: 11.19.98
			PAGE: 1 OF 1
			SCALE: N/A