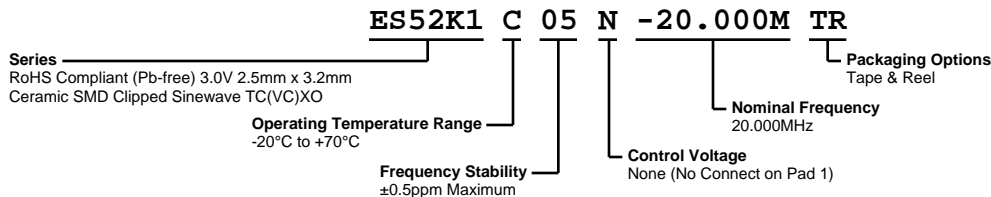


# ES52K1C05N-20.000M TR



## ELECTRICAL SPECIFICATIONS

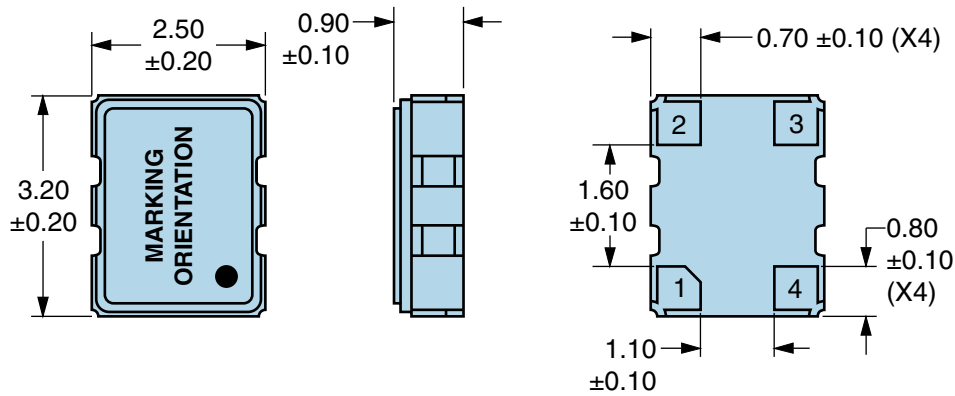
Nominal Frequency	20.000MHz
Frequency Stability vs. Frequency Tolerance	±0.5ppm Maximum (at 25°C ±2°C, at Vdd=3.0Vdc, and Vc=1.5Vdc)
Frequency Stability	±0.5ppm Maximum (Inclusive of Operating Temperature Range, At Vdd=3.0Vdc and Vc=1.5Vdc)
Frequency Stability vs. Input Voltage	±0.2ppm Maximum (±5%)
Frequency Stability vs. Aging	±1ppm/year Maximum (at 25°C)
Frequency Stability vs. Load	±0.2ppm Maximum (±1kOhm/±1pF)
Operating Temperature Range	-20°C to +70°C
Supply Voltage	+3.0Vdc ±5%
Input Current	2.0mA Maximum
Output Voltage	0.8Vp-p Clipped Sinewave Minimum (External DC-Cut capacitor required, 1000pF recommended)
Load Drive Capability	10kOhms//10pF
Output Logic Type	Clipped Sinewave
Control Voltage	None (No Connect on Pad 1)
Phase Noise	-80dBc/Hz at 10Hz Offset, -115dBc/Hz at 100Hz Offset, -135dBc/Hz at 1kHz Offset, and -148dBc/Hz at 10kHz Offset (Typical Values at 16.368MHz)
Start Up Time	5mSec Maximum
Storage Temperature Range	-55°C to +125°C

## ENVIRONMENTAL & MECHANICAL SPECIFICATIONS

Fine Leak Test	MIL-STD-883, Method 1014 Condition A
Gross Leak Test	MIL-STD-883, Method 1014 Condition C
Mechanical Shock	MIL-STD-202, Method 213 Condition C
Resistance to Soldering Heat	MIL-STD-202, Method 210
Resistance to Solvents	MIL-STD-202, Method 215
Solderability	MIL-STD-883, Method 2003
Temperature Cycling	MIL-STD-883, Method 1010
Vibration	MIL-STD-883, Method 2007 Condition A

# ES52K1C05N-20.000M TR

## MECHANICAL DIMENSIONS (all dimensions in millimeters)

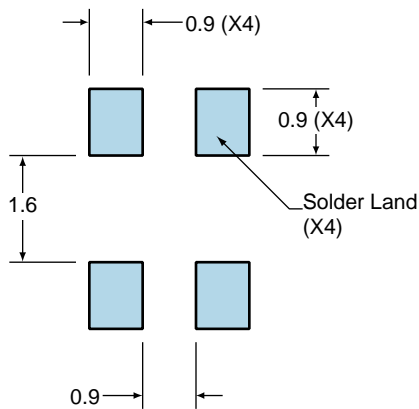


PIN	CONNECTION
1	No Connect
2	Case/Ground
3	Output
4	Supply Voltage

LINE	MARKING
1	<b>EXX.XXX</b> E=Ecliptek XX.XXX=Nominal Frequency in MHz (5 Digits Maximum + Decimal)
2	<b>XXYYZ</b> XX=Ecliptek Manufacturing Code Y=Last Digit of the Year ZZ=Week of the Year

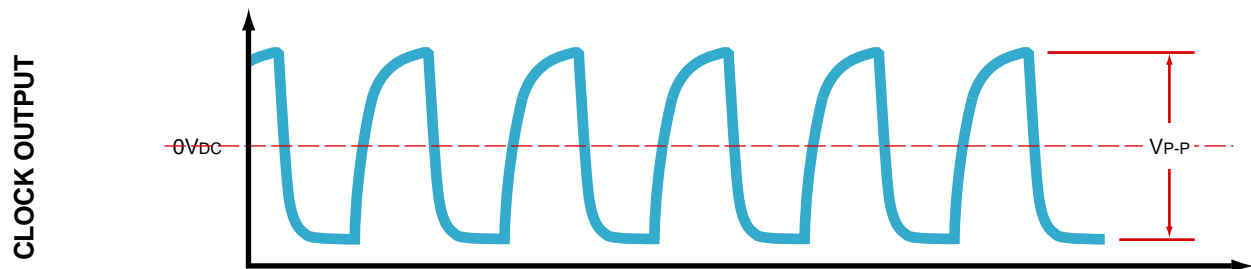
## Suggested Solder Pad Layout

All Dimensions in Millimeters



All Tolerances are ±0.1

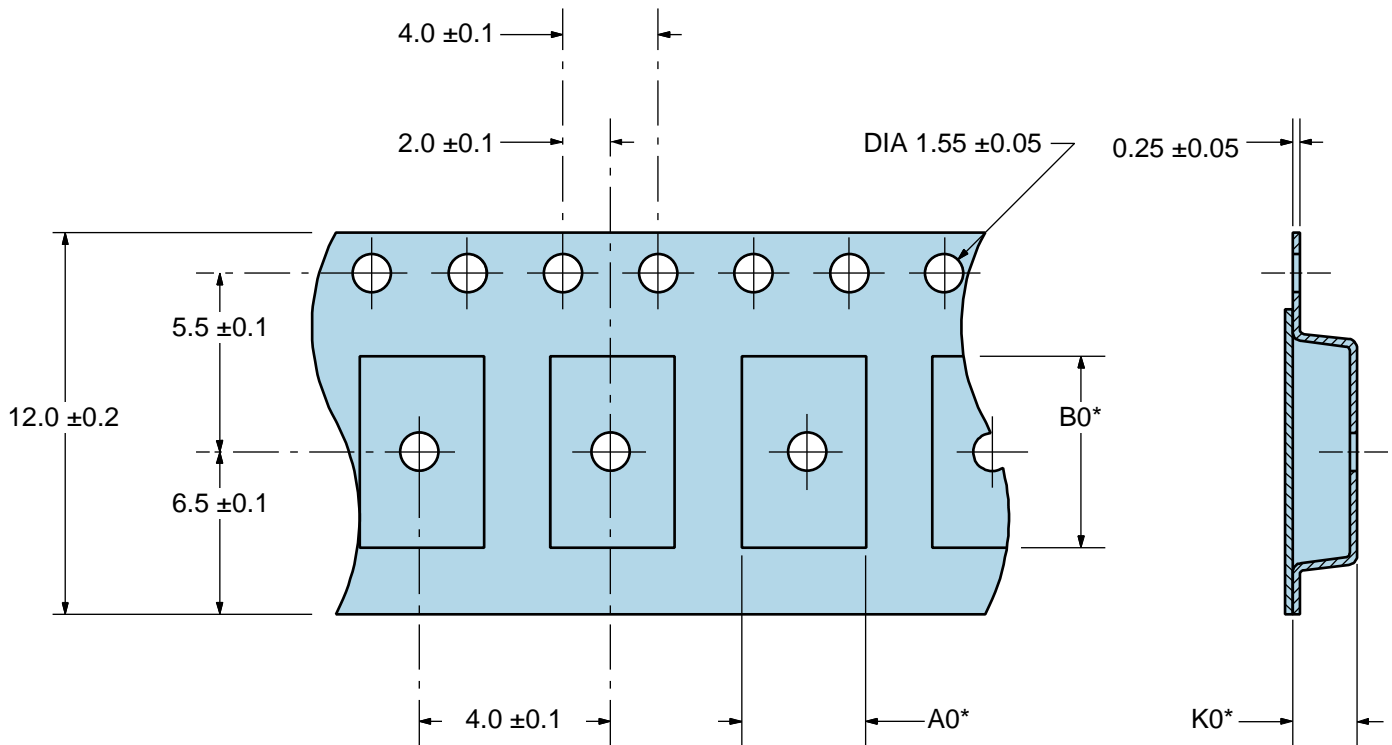
## OUTPUT WAVEFORM



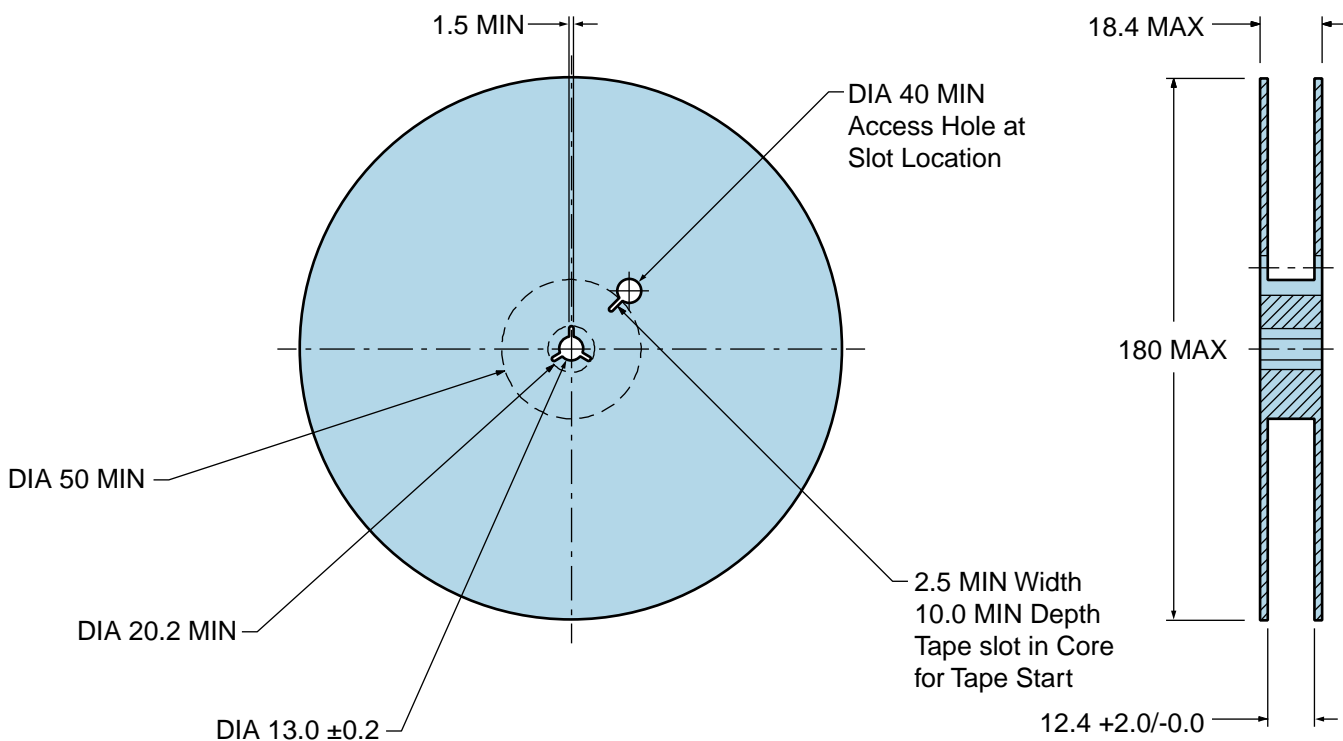
# ES52K1C05N-20.000M TR

## Tape & Reel Dimensions

Quantity Per Reel: 1,000 units



\*Compliant to EIA 481A



# ES52K1C05N-20.000M TR

## Recommended Solder Reflow Methods



### High Temperature Infrared/Convection

<b><math>T_s</math> MAX to <math>T_L</math> (Ramp-up Rate)</b>	3°C/second Maximum
<b>Preheat</b>	
- Temperature Minimum ( $T_s$ MIN)	150°C
- Temperature Typical ( $T_s$ TYP)	175°C
- Temperature Maximum ( $T_s$ MAX)	200°C
- Time ( $t_s$ MIN)	60 - 180 Seconds
<b>Ramp-up Rate (<math>T_L</math> to <math>T_p</math>)</b>	3°C/second Maximum
<b>Time Maintained Above:</b>	
- Temperature ( $T_L$ )	217°C
- Time ( $t_L$ )	60 - 150 Seconds
<b>Peak Temperature (<math>T_p</math>)</b>	260°C Maximum for 10 Seconds Maximum
<b>Target Peak Temperature (<math>T_p</math> Target)</b>	250°C +0/-5°C
<b>Time within 5°C of actual peak (<math>t_p</math>)</b>	20 - 40 seconds
<b>Ramp-down Rate</b>	6°C/second Maximum
<b>Time 25°C to Peak Temperature (t)</b>	8 minutes Maximum
<b>Moisture Sensitivity Level</b>	Level 1

## Recommended Solder Reflow Methods



### Low Temperature Infrared/Convection 240°C

<b>T<sub>s</sub> MAX to T<sub>L</sub> (Ramp-up Rate)</b>	5°C/second Maximum
<b>Preheat</b>	
- Temperature Minimum (T <sub>s</sub> MIN)	N/A
- Temperature Typical (T <sub>s</sub> TYP)	150°C
- Temperature Maximum (T <sub>s</sub> MAX)	N/A
- Time (t <sub>s</sub> MIN)	60 - 120 Seconds
<b>Ramp-up Rate (T<sub>L</sub> to T<sub>p</sub>)</b>	5°C/second Maximum
<b>Time Maintained Above:</b>	
- Temperature (T <sub>L</sub> )	150°C
- Time (t <sub>L</sub> )	200 Seconds Maximum
<b>Peak Temperature (T<sub>p</sub>)</b>	240°C Maximum
<b>Target Peak Temperature (T<sub>p</sub> Target)</b>	240°C Maximum 1 Time / 230°C Maximum 2 Times
<b>Time within 5°C of actual peak (t<sub>p</sub>)</b>	10 seconds Maximum 2 Times / 80 seconds Maximum 1 Time
<b>Ramp-down Rate</b>	5°C/second Maximum
<b>Time 25°C to Peak Temperature (t)</b>	N/A
<b>Moisture Sensitivity Level</b>	Level 1

### Low Temperature Manual Soldering

185°C Maximum for 10 seconds Maximum, 2 times Maximum.

### High Temperature Manual Soldering

260°C Maximum for 5 seconds Maximum, 2 times Maximum.