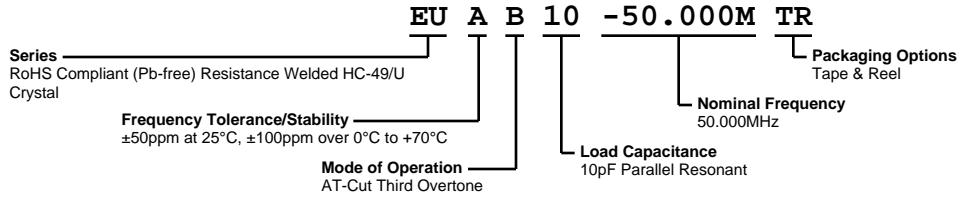


EUAB10-50.000M TR



ECLIPTEK
CORPORATION



ELECTRICAL SPECIFICATIONS

| | |
|-------------------------------|--|
| Nominal Frequency | 50.000MHz |
| Frequency Tolerance/Stability | $\pm 50\text{ppm}$ at 25°C , $\pm 100\text{ppm}$ over 0°C to $+70^\circ\text{C}$ |
| Aging at 25°C | $\pm 5\text{ppm}/\text{year}$ Maximum |
| Load Capacitance | 10pF Parallel Resonant |
| Shunt Capacitance (C0) | 7pF Maximum |
| Equivalent Series Resistance | 40 Ohms Maximum |
| Mode of Operation | AT-Cut Third Overtone |
| Drive Level | 2mWatts Maximum |
| Storage Temperature Range | -40°C to $+125^\circ\text{C}$ |
| Insulation Resistance | 500 Megaohms Minimum at 100Vdc |

ENVIRONMENTAL & MECHANICAL SPECIFICATIONS

| | |
|------------------------------|---------------------------------------|
| Fine Leak Test | MIL-STD-883, Method 1014, Condition A |
| Gross Leak Test | MIL-STD-883, Method 1014, Condition C |
| Lead Integrity | MIL-STD-883, Method 2004 |
| Lead Termination | Sn $2\mu\text{m}$ - $6\mu\text{m}$ |
| Mechanical Shock | MIL-STD-202, Method 213, Condition C |
| Resistance to Soldering Heat | MIL-STD-202, Method 210 |
| Resistance to Solvents | MIL-STD-202, Method 215 |
| Solderability | MIL-STD-883, Method 2003 |
| Temperature Cycling | MIL-STD-883, Method 1010 |
| Vibration | MIL-STD-883, Method 2007, Condition A |

MECHANICAL DIMENSIONS (all dimensions in millimeters)

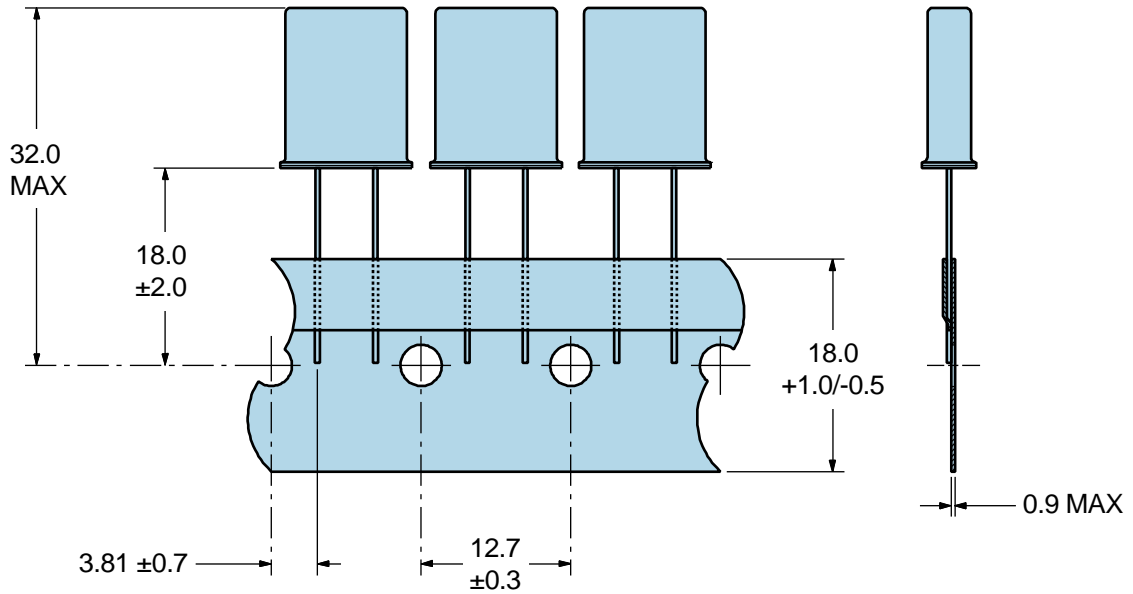


| LINE | MARKING |
|------|---|
| 1 | ECLIPTEK |
| 2 | E50.000M <i>E=Configuration Designator</i> |
| 3 | XX <i>XX=Ecliptek Manufacturing Code</i> |

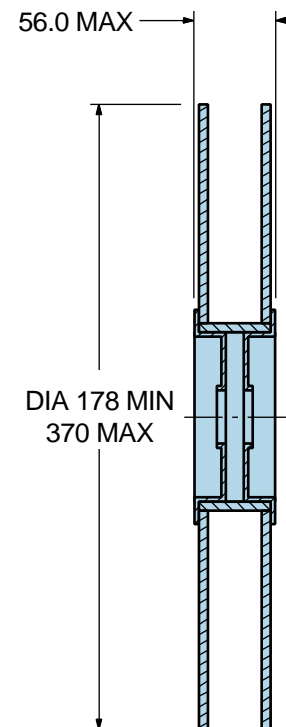
EUAB10-50.000M TR

Tape & Reel Dimensions

Quantity Per Reel: 1,000 units



*Compliant to EIA 468B



Recommended Solder Reflow Methods



High Temperature Solder Bath (Wave Solder)

| | |
|--|--------------------------------------|
| T_s MAX to T_L (Ramp-up Rate) | 3°C/second Maximum |
| Preheat | |
| - Temperature Minimum (T_s MIN) | 150°C |
| - Temperature Typical (T_s TYP) | 175°C |
| - Temperature Maximum (T_s MAX) | 200°C |
| - Time (t_s MIN) | 60 - 180 Seconds |
| Ramp-up Rate (T_L to T_p) | 3°C/second Maximum |
| Time Maintained Above: | |
| - Temperature (T_L) | 217°C |
| - Time (t_L) | 60 - 150 Seconds |
| Peak Temperature (T_p) | 260°C Maximum for 10 Seconds Maximum |
| Target Peak Temperature (T_p Target) | 250°C +0/-5°C |
| Time within 5°C of actual peak (t_p) | 20 - 40 seconds |
| Ramp-down Rate | 6°C/second Maximum |
| Time 25°C to Peak Temperature (t) | 8 minutes Maximum |
| Moisture Sensitivity Level | Level 1 |

Recommended Solder Reflow Methods



Low Temperature Solder Bath (Wave Solder)

| | |
|--|---|
| T_s MAX to T_L (Ramp-up Rate) | 5°C/second Maximum |
| Preheat | |
| - Temperature Minimum (T_s MIN) | N/A |
| - Temperature Typical (T_s TYP) | 150°C |
| - Temperature Maximum (T_s MAX) | N/A |
| - Time (t_s MIN) | 30 - 60 Seconds |
| Ramp-up Rate (T_L to T_p) | 5°C/second Maximum |
| Time Maintained Above: | |
| - Temperature (T_L) | 150°C |
| - Time (t_L) | 200 Seconds Maximum |
| Peak Temperature (T_p) | 245°C Maximum |
| Target Peak Temperature (T_p Target) | 245°C Maximum 1 Time / 235°C Maximum 2 Times |
| Time within 5°C of actual peak (t_p) | 5 seconds Maximum 1 Time / 15 seconds Maximum 2 Times |
| Ramp-down Rate | 5°C/second Maximum |
| Time 25°C to Peak Temperature (t) | N/A |
| Moisture Sensitivity Level | Level 1 |

Low Temperature Manual Soldering

185°C Maximum for 10 seconds Maximum, 2 times Maximum.

High Temperature Manual Soldering

260°C Maximum for 5 seconds Maximum, 2 times Maximum.