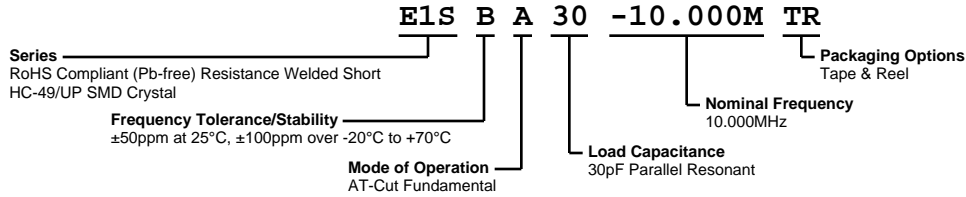


# E1SBA30-10.000M TR



**ECLIPTEK**  
CORPORATION



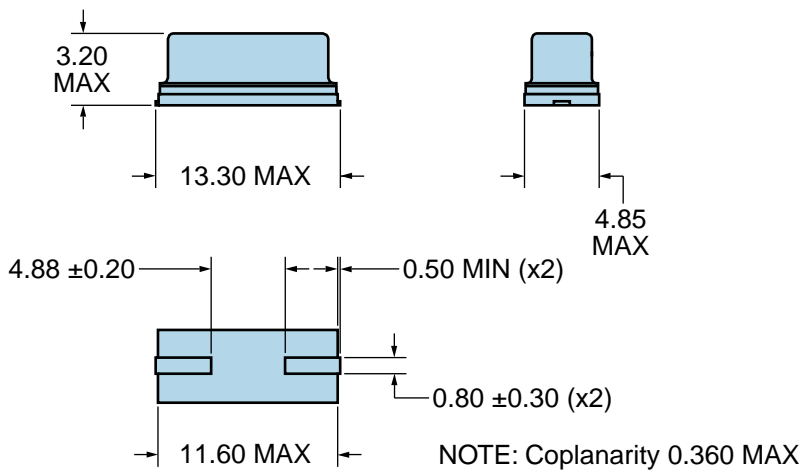
## ELECTRICAL SPECIFICATIONS

Nominal Frequency	10.000MHz
Frequency Tolerance/Stability	$\pm 50\text{ppm}$ at $25^\circ\text{C}$ , $\pm 100\text{ppm}$ over $-20^\circ\text{C}$ to $+70^\circ\text{C}$
Aging at $25^\circ\text{C}$	$\pm 5\text{ppm}/\text{year}$ Maximum
Load Capacitance	30pF Parallel Resonant
Shunt Capacitance (C0)	7pF Maximum
Equivalent Series Resistance	70 Ohms Maximum
Mode of Operation	AT-Cut Fundamental
Drive Level	1mWatt Maximum
Storage Temperature Range	$-40^\circ\text{C}$ to $+125^\circ\text{C}$
Insulation Resistance	500 Megaohms Minimum at 100Vdc

## ENVIRONMENTAL & MECHANICAL SPECIFICATIONS

Fine Leak Test	MIL-STD-883, Method 1014 Condition A
Gross Leak Test	MIL-STD-883, Method 1014 Condition C
Lead Termination	Sn $2\mu\text{m}$ - $6\mu\text{m}$
Mechanical Shock	MIL-STD-202, Method 213 Condition C
Resistance to Soldering Heat	MIL-STD-202, Method 210
Resistance to Solvents	MIL-STD-202, Method 215
Solderability	MIL-STD-883, Method 2003
Temperature Cycling	MIL-STD-883, Method 1010
Vibration	MIL-STD-883, Method 2007 Condition A

## MECHANICAL DIMENSIONS (all dimensions in millimeters)



LINE	MARKING
1	<b>E10.000M</b> E=Ecliptek Designator M=MHz

# E1SBA30-10.000M TR

## Suggested Solder Pad Layout

All Dimensions in Millimeters



All Tolerances are  $\pm 0.1$

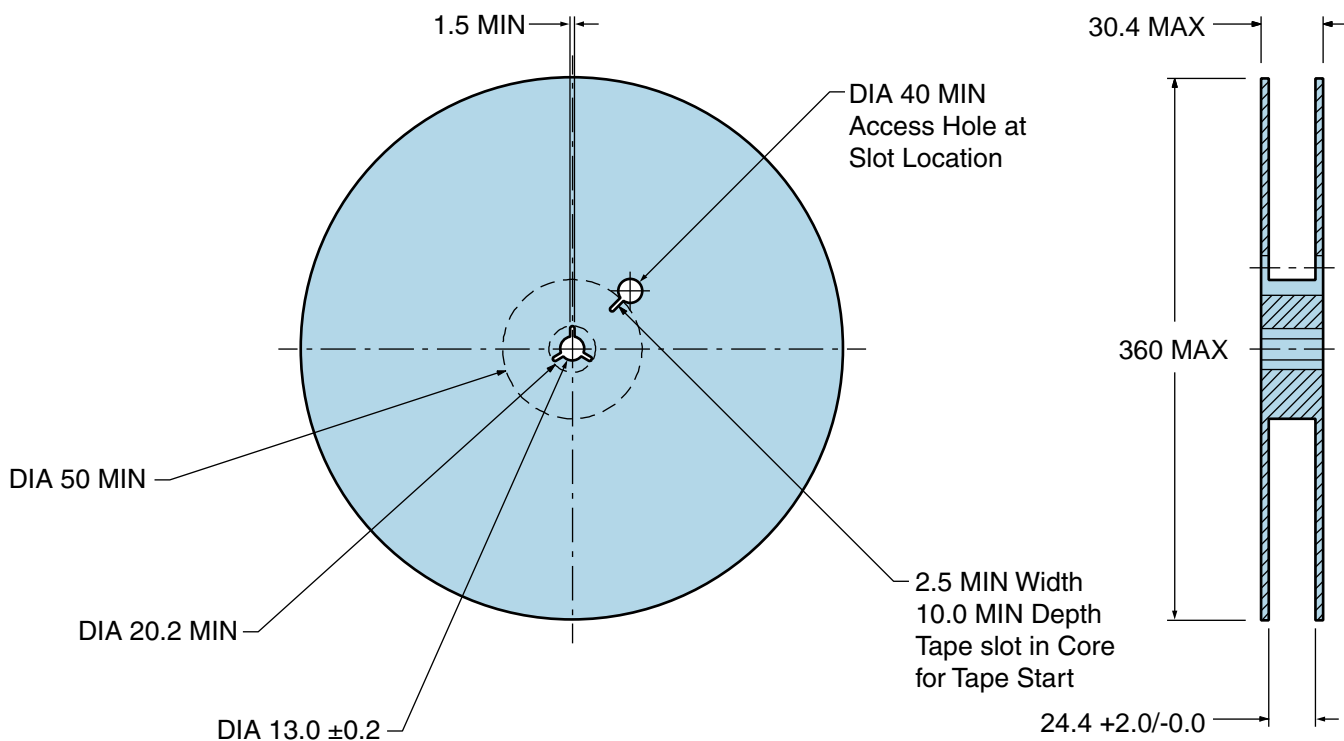
# E1SBA30-10.000M TR

## Tape & Reel Dimensions

Quantity Per Reel: 1,000 units



\*Compliant to EIA 481A



## Recommended Solder Reflow Methods



### High Temperature Infrared/Convection

**$T_S$  MAX to  $T_L$  (Ramp-up Rate)** 3°C/second Maximum

#### Preheat

- Temperature Minimum ( $T_S$  MIN) 150°C
- Temperature Typical ( $T_S$  TYP) 175°C
- Temperature Maximum ( $T_S$  MAX) 200°C
- Time ( $t_s$  MIN) 60 - 180 Seconds

**Ramp-up Rate ( $T_L$  to  $T_P$ )** 3°C/second Maximum

#### Time Maintained Above:

- Temperature ( $T_L$ ) 217°C
- Time ( $t_L$ ) 60 - 150 Seconds

**Peak Temperature ( $T_P$ )** 260°C Maximum for 10 Seconds Maximum

**Target Peak Temperature ( $T_P$  Target)** 250°C +0/-5°C

**Time within 5°C of actual peak ( $t_p$ )** 20 - 40 seconds

**Ramp-down Rate** 6°C/second Maximum

**Time 25°C to Peak Temperature (t)** 8 minutes Maximum

**Moisture Sensitivity Level** Level 1

# E1SBA30-10.000M TR

## Recommended Solder Reflow Methods



### Low Temperature Infrared/Convection 245°C

<b>T<sub>s</sub> MAX to T<sub>L</sub> (Ramp-up Rate)</b>	5°C/second Maximum
<b>Preheat</b>	
- Temperature Minimum (T <sub>s</sub> MIN)	N/A
- Temperature Typical (T <sub>s</sub> TYP)	150°C
- Temperature Maximum (T <sub>s</sub> MAX)	N/A
- Time (t <sub>s</sub> MIN)	30 - 60 Seconds
<b>Ramp-up Rate (T<sub>L</sub> to T<sub>P</sub>)</b>	5°C/second Maximum
<b>Time Maintained Above:</b>	
- Temperature (T <sub>L</sub> )	150°C
- Time (t <sub>L</sub> )	200 Seconds Maximum
<b>Peak Temperature (T<sub>P</sub>)</b>	245°C Maximum
<b>Target Peak Temperature (T<sub>P</sub> Target)</b>	245°C Maximum 2 Times / 230°C Maximum 1 Time
<b>Time within 5°C of actual peak (t<sub>p</sub>)</b>	10 seconds Maximum 2 Times / 80 seconds Maximum 1 Time
<b>Ramp-down Rate</b>	5°C/second Maximum
<b>Time 25°C to Peak Temperature (t)</b>	N/A
<b>Moisture Sensitivity Level</b>	Level 1

### Low Temperature Manual Soldering

185°C Maximum for 10 seconds Maximum, 2 times Maximum.

### High Temperature Manual Soldering

260°C Maximum for 5 seconds Maximum, 2 times Maximum.