





**Headers**

to Type 262

-  **Type 263** page 151
-  **Type 264** page 152
-  **Type 265** page 153
-  **Type 266** page 154



**Accessories for Type 262**

**Coding set**  
700025 page 206

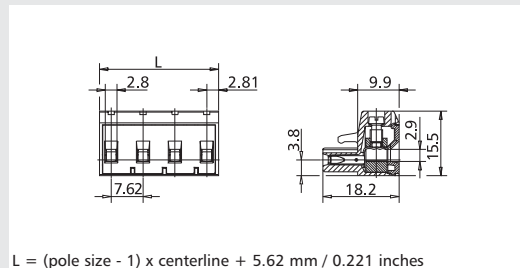
**Type 262**

Screw type terminal block, pluggable, centerline 7.62 mm / 0.300 inches, wire entry parallel to plug direction, lift system, contact system with integrated wire protection

**Technical Data**

	V / A / AWG	300 / 15 / 28 - 14		
	0.08 - 2.5 mm <sup>2</sup>	500 V / 6 kV / 12 A		
Insulation co-ordination according to EN 60664-1				
Clearance and creepage distances min. 6.1 mm				
Insulating material class CTI 600				
Overvoltage category	III	III	II	
Pollution degree	3	2	2	
Rated voltage	400	1000	1000	
Rated test voltage	4	8	6	
Protection category according to IEC 529 IP20				
Tightening torque UL	4.4 lb-in max.			
Min. insul. strip length	8 mm			
Pole size	2 - 12			
Color	black			

Dimensions in mm 1 mm = 0.0394 in.



**Part numbers (P/N)**

(information: page 56)

Complete the part number by adding the pole size.

**Type 262**

centerline 7.62 mm / 0.300 inches

P/N 312621

	02	03	04	05	06	07	08
<input type="text"/>	09	10	11	12			

- Standard pole sizes
- Available on demand. Minimum order quantity 5000 pieces per item.