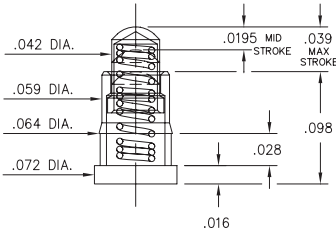
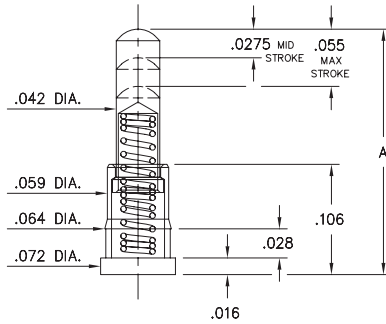


**0900-0**



**0900-0-00-00-00-00-11-0**  
Short Stroke, Surface mount  
Lowest profile

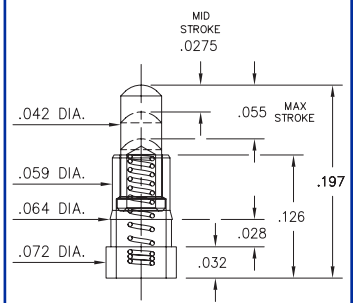
**0900-1⇒4**



**0900-X-00-00-00-00-11-0**  
Standard Stroke, Surface mount  
Low profile

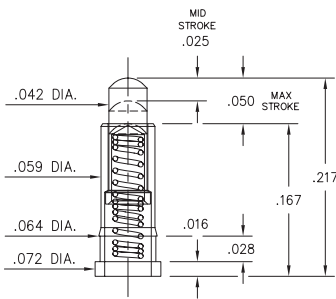
Basic Part Number	Length A
0900-1	.177
0900-2	.197
0900-3	.217
0900-4	.236

**0934**



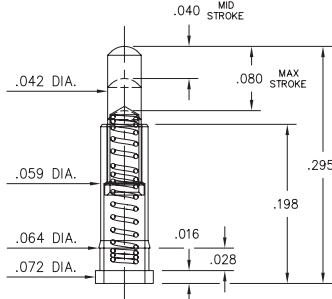
**0934-0-15-20-74-14-26-0**  
Standard Stroke  
Surface mount

**0936**



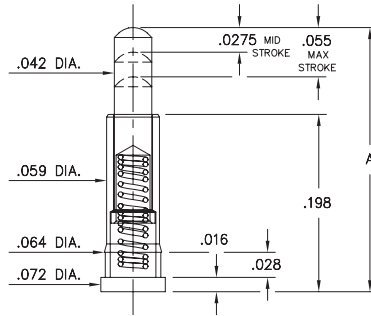
**0936-0-15-20-75-14-11-0**  
Standard Stroke  
Surface mount

**0928**



**0928-0-15-20-77-14-11-0**  
Long Stroke  
Surface mount

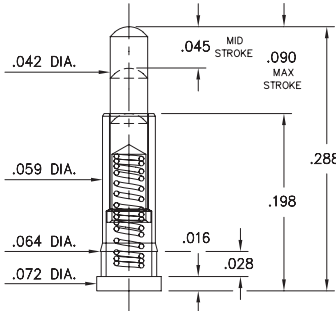
**0907-0⇒9**



**0907-X-15-20-75-14-11-0**  
Standard Stroke, Surface mount  
High profile

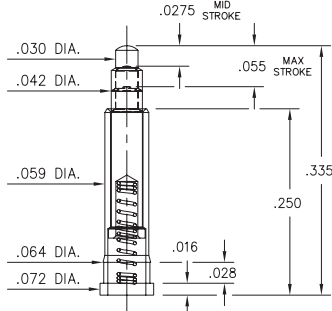
Basic Part Number	Length A
0907-0	.255
0907-1	.275
0907-2	.295
0907-3	.315
0907-4	.335
0907-5	.350
0907-6	.370
0907-7	.390
0907-8	.410
0907-9	.430

**0913**



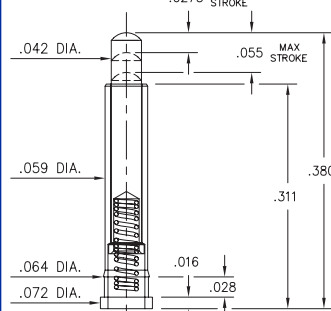
**0913-0-15-20-77-14-11-0**  
Long Stroke  
Surface mount

**0925**



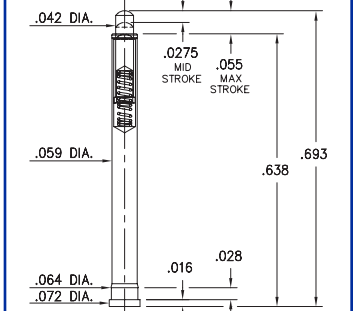
**0925-0-15-20-73-14-26-0**  
Standard Stroke  
Surface mount

**0927**



**0927-0-15-20-75-14-11-0**  
Standard Stroke  
Surface mount

**0905**



**0905-0-00-00-00-00-11-0**  
Standard Stroke, Surface mount  
Highest profile

**ORDER CODE: 09XX - X - 15 - 20 - 7X - 14 - XX - 0**

Spring Number

**MATERIAL SPECIFICATIONS:**

- SLEEVE & PLUNGER MATERIAL:** Copper Alloy
- SPRING MATERIAL:** Beryllium Copper
- SLEEVE & PLUNGER FINISH:** 20 μ" Gold over Nickel
- SPRING FINISH:** 10 μ" Gold over Nickel
- DIMENSION IN INCHES:**
- TOLERANCES ON:** LENGTHS: ±.006  
DIAMETERS: ±.002  
ANGLES: ± 2°



**MECHANICAL & ELECTRICAL SPECIFICATIONS:**

- DURABILITY:** 1,000,000 cycles
- CURRENT RATING:** 2A continuous, 3A peak
- CONTACT RESISTANCE:** 20 mΩ max.

SPRING NUMBER	Mid. STROKE	Max. STROKE	FORCE @ Mid. Stroke	Initial Force (Pre-load)
73	.0275	.055	60	25
74	.0275	.055	50	15
75	.0275	.055	60	25
77	.045	.090	60	25

73, 74, 75, 77 Springs are not Interchangeable