Board-to-Board Connectors

System 50 Connectors (AMPMODU)

Material:
Housing – Thermoplastic, 94V-0 rated, black
Contacts – Copper alloy, plated .000030 [0.00076] min. gold on mating area, .000150 [0.00381] min. tin-lead on solder posts, with entire contact underplated .000050 [0.00127] min. nickel

Thru-Hole Headers — Shrouded, Double Row

Double Row, Right-Angle Header



Double Row, Vertical Header

No. of Pos.	Part Numbers Right-Angle Mount	No. of Pos.	Part Numbers Vertical Mount
20	104069-1	16	1-104068-0
30	104069-5	20	104068-1
40	104069-6	24	1-104068-1
50	104069-2	30	104068-3
60	104069-7	34	1-104068-3
80	104069-3	40	104068-4
100	1-104069-7	50	104068-5
		60	104068-6
		80	1-104068-6
		100	1-104068-7

Note: Mating cable-to-board receptacles below and thru-hole receptacles at right.

Product Facts:

- High density contact spaced on .050 x .100 [1.27 x 2.54] centers
- Standoffs for ease of cleaning
- High temperature-tolerant thermoplastic housings
- Shrouded and unshrouded headers available

Thru-Hole Receptacles — Double Row, Vertical Mount



Vertical Thru-Hole Receptacle

No. of Pos.	Part Numbers
20	104078-1
24	104078-9
30	104078-4
40	104078-2
50	104078-5
60	104078-6
80	104078-7
100	104078-8

Thru-Hole Headers — Unshrouded, Double Row

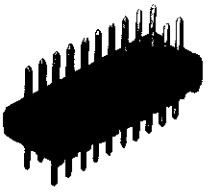

Thru-Hole Headers - Unshrouded

No. of Pos.	Part Numbers
30	103916-9
36	1-103916-8
80	1-103916-6
100	1-103916-7

Note: Mating cable-to-board receptacles below and thru-hole receptacles at right.

System 50 Double Row Cable-to-Board Receptacles (AMPMODU)

Material and Finish:
Housing – Thermoplastic, 94V-0 rated
Latches – Stainless steel
Contacts – Beryllium copper, plated gold on mating end, bright tin-lead on termination end



Note: Mates with headers above

No. of Pos.	Part Numbers
20	111196-4
24	111196-5
40	111196-9
50	1-111196-1
60	1-111196-2

Note:
BLUE part numbers indicate 2D geometry and 3D CAD models that are included on CD-ROM.