# Vertical and Edge Mount Connector Specifications

## Plug

### Vertical Mount Style PV—Plug, Screw Lock

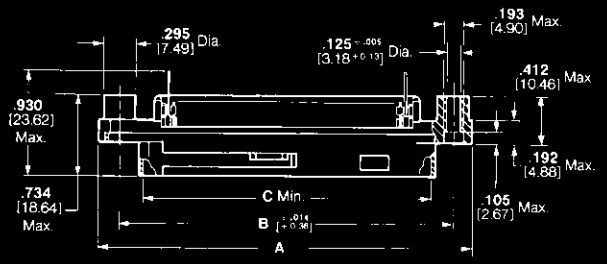


### Edge Mount Style PE—Plug, Screw Lock

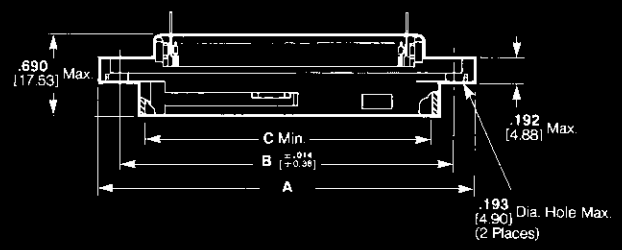


## Receptacle

### Style RV—Receptacle, Screw or Bail Lock

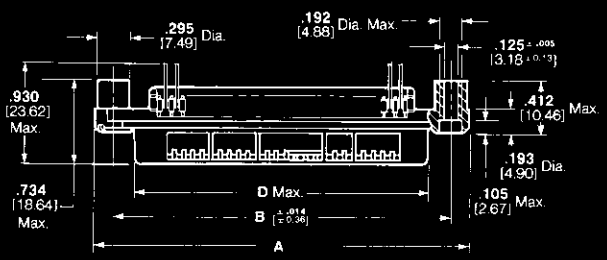


### Style RE—Receptacle, Screw or Bail Lock

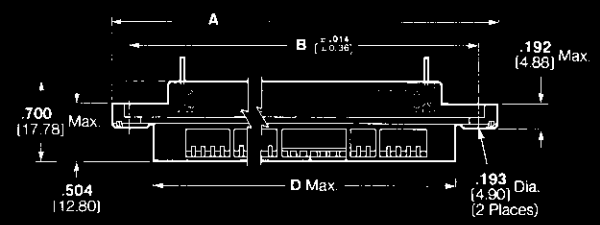


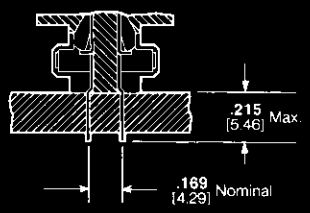


**End View**
**Vertical Mount**

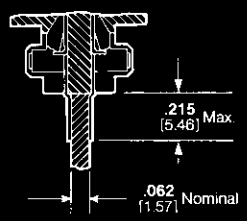


**End View**
**Edge Mount**

### Pc Board Thickness Range: .062-.125 [1.57-3.18]

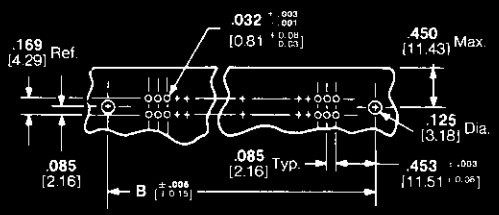


**Recommended Pc Board Mounting Dimensions**

### Pc Board Thickness .062 [1.57]

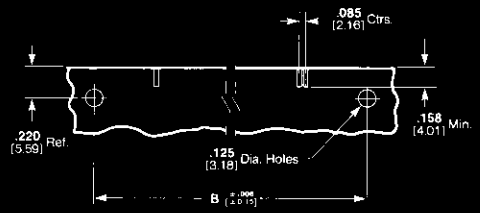


**Recommended Pc Board Mounting Dimensions**

| No. of Positions | Dimensions | | | | Part Numbers | | | |
|---|---|---|---|---|---|---|---|---|
| | | | | | Plug | | Receptacle | |
| | A | B | C | D | Style PV Vertical Mount | Style PE Edge Mount | Style RV Vertical Mount | Style RE Edge Mount |
| 14 | **1.750** 44.45 | **1.416** 35.97 | **1.001** 25.43 | **1.000** 25.40 | 552209-1 | — | 552212-1 | — |
| 24 | **2.175** 55.25 | **1.842** 46.79 | **1.426** 36.22 | **1.425** 36.20 | 552221-1 | — | 552224-1[1] | 552230-1 |
| 36 | **2.685** 68.20 | **2.352** 59.74 | **1.936** 49.17 | **1.935** 49.15 | 552232-1 | — | 552235-1 | 552241-1 |
| 50 | **3.280** 83.31 | **2.946** 74.83 | **2.531** 64.29 | **2.530** 64.26 | 552116-1 | 552126-1 | 552118-1 | 552130-1 |
| 64 | **3.875** 98.43 | **3.542** 89.97 | **3.126** 79.40 | **3.125** 79.38 | 552243-1 | — | 552246-1 | — |

[1] .189 [4.80] Diameter Mounting Hole, for IEEE Application.
**Notes:** 1. Printed circuit board material—glass-filled polyester 94V-0 rated.
2. Order all hardware required separately.





For drawings, technical data, or samples contact your AMP sales engineer or call the AMP Product Information Center: 1-800-522-6752.
Dimensions are in inches and millimeters unless otherwise specified. Values in brackets are metric equivalents.
Specifications subject to change. Consult AMP for latest specifications.