THIS DRAWING IS UNPUBLISHED. RELEASED FOR PUBLICATION ,19 .
© COPYRIGHT 19 BY AMP INCORPORATED. ALL RIGHTS RESERVED.

LOC	DIST
DY	-

REVISIONS

P	LTR	DESCRIPTION	DATE	DWN	APVD
	A	REVISED FP00-0345-98	20CT98	LWY	CL

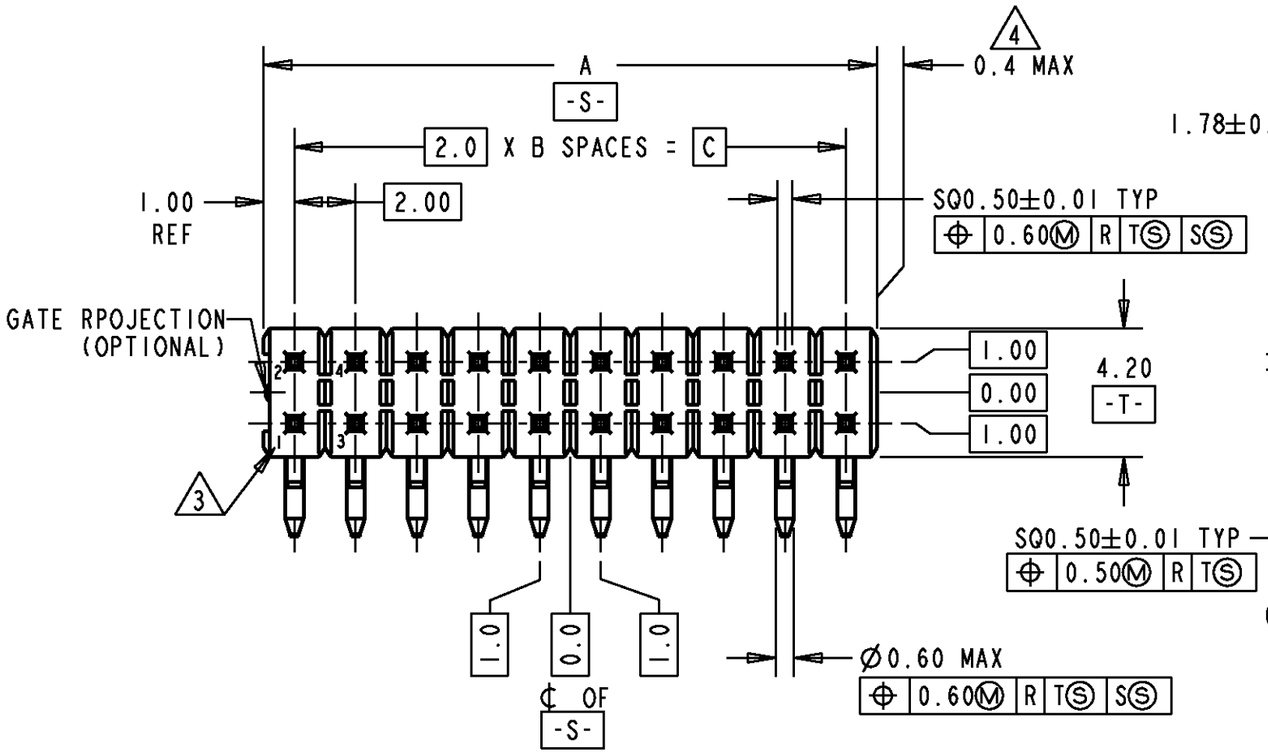

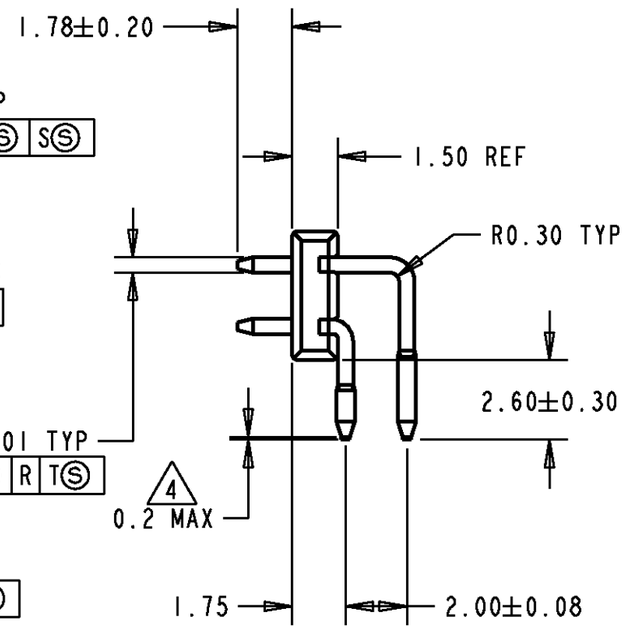

NOTE:

1. MATERIAL:
   HOUSING: THERMOPLASTIC, UL94V-0,
   COLOR: BLACK
   POST: BRASS
2. FINISH:
   0.0025 MIN TIN-LEAD OVER 0.0013 MIN ON ENTIRE POST
3. POST POSITION NUMBERS FOR REFERENCE ONLY
4. MAXIMUM ALLOWABLE CUTTING BURR

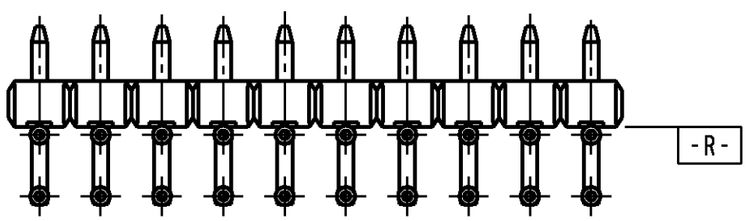

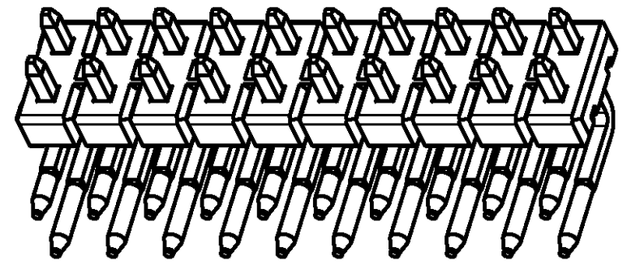

ISOMETRIC VIEW
SCALE 5:1

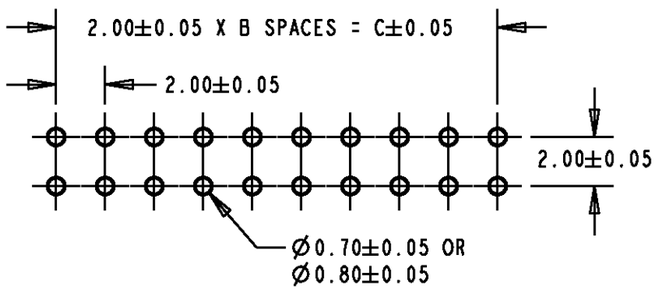

PCB THICKNESS: 1.6±0.1
RECOMMENDED HOLE LAYOUT

38.0	19	40.0	40	84610-2
18.0	9	20.0	20	84610-1
C	B	A	POS.	PART NO.

THIS DRAWING IS A CONTROLLED DOCUMENT FOR AMP INCORPORATED. IT IS SUBJECT TO CHANGE AND THE CONTROLLING ENGINEERING ORGANIZATION SHOULD BE CONTACTED FOR THE LATEST REVISION.

DIMENSIONS: mm

TOLERANCES UNLESS OTHERWISE SPECIFIED:

0 PLC	±-
1 PLC	±0.20
2 PLC	±0.20
3 PLC	±0.20
4 PLC	±0.20
ANGLES	±3°

MATERIAL 1

FINISH 2

DWN WYLEE 22SEP98
CHK COLIN
APVD SFLFONG
PRODUCT SPEC -
APPLICATION SPEC -
WEIGHT -

CUSTOMER DRAWING

AMP MANUFACTURING (SINGAPORE) PTE. LTD.

NAME 2mm BREAKAWAY HEADER RIGHT ANGLE, L=1.78

SIZE	CAGE CODE	DRAWING NO
A3	00779	C-84610

SCALE 5:1 SHEET 1 OF 1 REV A

AMP 1470-19 REV 09MAY94