THIS DRAWING IS UNPUBLISHED. RELEASED FOR PUBLICATION -.- .
© COPYRIGHT - BY TYCO ELECTRONICS CORPORATION. ALL RIGHTS RESERVED.

LOC	DIST
AD	00

REVISIONS

P	LTR	DESCRIPTION	DATE	DWN	APVD
	A1	ECO-06-016036	19OCT2006	RB	JG

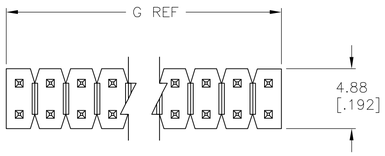

1. ASSEMBLY MAY BE BROKEN TO THE DESIRED NUMBER OF POSITIONS
2. TRUE POSITION TOLERANCE OF THE POST TIPS APPLIES WHEN THE HEADER IS HELD FLAT AGAINST THE PRINTED CIRCUIT BOARD
3. THE NOTED DIMENSIONS APPLY AT THE INTERSECTION OF THE POST AND HOUSING
4. HOUSING: FLAME RETARDANT THERMOPLASTIC; COLOR: BLACK.
5. FINISH: 0.000381 [.000015] GOLD ON CONTACT AREA, 0.00254–0.00508 [.000100–.000200] MATTE TIN–LEAD ON SOLDER TAIL, 0.00127 [.000050] NICKEL ENTIRE POST.
6. FINISH: 0.000381 [.000015] GOLD ON CONTACT AREA, 0.00254–0.00508 [.000100–.000200] MATTE TIN ON SOLDER TAIL, 0.00127 [.000050] NICKEL ENTIRE POST.

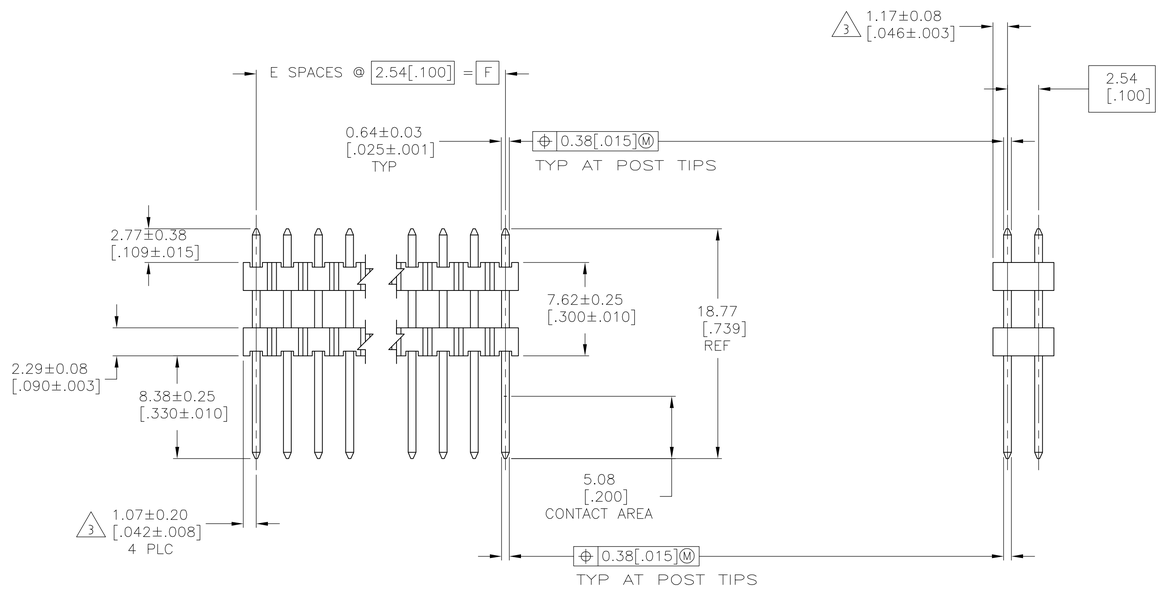

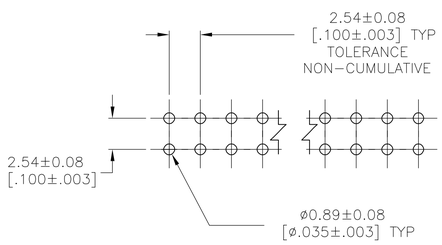

RECOMMENDED HOLE LAYOUT

THIS DRAWING IS A CONTROLLED DOCUMENT.	DWN R BROWN 19OCT2006	tyco Electronics	Tyco Electronics Corporation Harrisburg, PA 17105–3608
DIMENSIONS: mm [INCHES]	CHK J GESFORD 19OCT2006		
TOLERANCES UNLESS OTHERWISE SPECIFIED: 0 PLC ± – ; 1 PLC ± 0.5[.02] ; 2 PLC ± 0.13[.005] ; 3 PLC ± – ; 4 PLC ± – ; ANGLES ± –	APVD J GESFORD 19OCT2006	NAME	HEADER ASSEMBLY, MOD II, STACKING, DOUBLE ROW, .025 SQ.POST, UNSHROUDED
	PRODUCT SPEC —		
	APPLICATION SPEC —	SIZE A1 / CAGE CODE 00779	DRAWING NO C-146490 / RESTRICTED TO —
MATERIAL 4	FINISH SEE TABLE	WEIGHT —	
	CUSTOMER DRAWING	SCALE 4:1	SHEET 1 OF 2 / REV A1

THIS DRAWING IS UNPUBLISHED. RELEASED FOR PUBLICATION -,- .
© COPYRIGHT - BY TYCO ELECTRONICS CORPORATION. ALL RIGHTS RESERVED.

LOC	DIST
AD	00

REVISIONS

P	LTR	DESCRIPTION	DATE	DWN	APVD
	—	SEE SHEET 1	—	—	—

6	101.19 [3.984]	99.06 [3.900]	39	80	9-146490-0
6	98.65 [3.884]	96.52 [3.800]	38	78	8-146490-9
6	96.11 [3.784]	93.98 [3.700]	37	76	8-146490-8
6	93.57 [3.684]	91.44 [3.600]	36	74	8-146490-7
6	91.03 [3.584]	88.90 [3.500]	35	72	8-146490-6
6	88.49 [3.484]	86.36 [3.400]	34	70	8-146490-5
6	85.95 [3.384]	83.82 [3.300]	33	68	8-146490-4
6	83.41 [3.284]	81.28 [3.200]	32	66	8-146490-3
6	80.87 [3.184]	78.74 [3.100]	31	64	8-146490-2
6	78.33 [3.084]	76.20 [3.000]	30	62	8-146490-1
6	75.79 [2.984]	73.66 [2.900]	29	60	8-146490-0
6	73.25 [2.884]	71.12 [2.800]	28	58	7-146490-9
6	70.71 [2.784]	68.58 [2.700]	27	56	7-146490-8
6	68.17 [2.684]	66.04 [2.600]	26	54	7-146490-7
6	65.63 [2.584]	63.50 [2.500]	25	52	7-146490-6
6	63.09 [2.484]	60.96 [2.400]	24	50	7-146490-5
6	60.55 [2.384]	58.42 [2.300]	23	48	7-146490-4
6	58.01 [2.284]	55.88 [2.200]	22	46	7-146490-3
6	55.47 [2.184]	53.34 [2.100]	21	44	7-146490-2
6	52.93 [2.084]	50.80 [2.000]	20	42	7-146490-1
6	50.39 [1.984]	48.26 [1.900]	19	40	7-146490-0
6	47.85 [1.884]	45.72 [1.800]	18	38	6-146490-9
6	45.31 [1.784]	43.18 [1.700]	17	36	6-146490-8
6	42.77 [1.684]	40.64 [1.600]	16	34	6-146490-7
6	40.23 [1.584]	38.10 [1.500]	15	32	6-146490-6
6	37.69 [1.484]	35.56 [1.400]	14	30	6-146490-5
6	35.15 [1.384]	33.02 [1.300]	13	28	6-146490-4
6	32.61 [1.284]	30.48 [1.200]	12	26	6-146490-3
6	30.07 [1.184]	27.94 [1.100]	11	24	6-146490-2
6	27.53 [1.084]	25.40 [1.000]	10	22	6-146490-1
6	24.99 [.984]	22.86 [.900]	9	20	6-146490-0
6	22.45 [.884]	20.32 [.800]	8	18	5-146490-9
6	19.91 [.784]	17.78 [.700]	7	16	5-146490-8
6	17.37 [.684]	15.24 [.600]	6	14	5-146490-7
6	14.83 [.584]	12.70 [.500]	5	12	5-146490-6
6	12.29 [.484]	10.16 [.400]	4	10	5-146490-5
6	9.75 [.384]	7.62 [.300]	3	8	5-146490-4
6	7.21 [.284]	5.08 [.200]	2	6	5-146490-3
6	4.67 [.184]	2.54 [.100]	1	4	5-146490-2
6	2.13 [.084]	– –	–	2	5-146490-1
PLATING	G	F	E	NO. OF POSITIONS	PART NUMBER

5	101.19 [3.984]	99.06 [3.900]	39	80	4-146490-0
5	98.65 [3.884]	96.52 [3.800]	38	78	3-146490-9
5	96.11 [3.784]	93.98 [3.700]	37	76	3-146490-8
5	93.57 [3.684]	91.44 [3.600]	36	74	3-146490-7
5	91.03 [3.584]	88.90 [3.500]	35	72	3-146490-6
5	88.49 [3.484]	86.36 [3.400]	34	70	3-146490-5
5	85.95 [3.384]	83.82 [3.300]	33	68	3-146490-4
5	83.41 [3.284]	81.28 [3.200]	32	66	3-146490-3
5	80.87 [3.184]	78.74 [3.100]	31	64	3-146490-2
5	78.33 [3.084]	76.20 [3.000]	30	62	3-146490-1
5	75.79 [2.984]	73.66 [2.900]	29	60	3-146490-0
5	73.25 [2.884]	71.12 [2.800]	28	58	2-146490-9
5	70.71 [2.784]	68.58 [2.700]	27	56	2-146490-8
5	68.17 [2.684]	66.04 [2.600]	26	54	2-146490-7
5	65.63 [2.584]	63.50 [2.500]	25	52	2-146490-6
5	63.09 [2.484]	60.96 [2.400]	24	50	2-146490-5
5	60.55 [2.384]	58.42 [2.300]	23	48	2-146490-4
5	58.01 [2.284]	55.88 [2.200]	22	46	2-146490-3
5	55.47 [2.184]	53.34 [2.100]	21	44	2-146490-2
5	52.93 [2.084]	50.80 [2.000]	20	42	2-146490-1
5	50.39 [1.984]	48.26 [1.900]	19	40	2-146490-0
5	47.85 [1.884]	45.72 [1.800]	18	38	1-146490-9
5	45.31 [1.784]	43.18 [1.700]	17	36	1-146490-8
5	42.77 [1.684]	40.64 [1.600]	16	34	1-146490-7
5	40.23 [1.584]	38.10 [1.500]	15	32	1-146490-6
5	37.69 [1.484]	35.56 [1.400]	14	30	1-146490-5
5	35.15 [1.384]	33.02 [1.300]	13	28	1-146490-4
5	32.61 [1.284]	30.48 [1.200]	12	26	1-146490-3
5	30.07 [1.184]	27.94 [1.100]	11	24	1-146490-2
5	27.53 [1.084]	25.40 [1.000]	10	22	1-146490-1
5	24.99 [.984]	22.86 [.900]	9	20	1-146490-0
5	22.45 [.884]	20.32 [.800]	8	18	146490-9
5	19.91 [.784]	17.78 [.700]	7	16	146490-8
5	17.37 [.684]	15.24 [.600]	6	14	146490-7
5	14.83 [.584]	12.70 [.500]	5	12	146490-6
5	12.29 [.484]	10.16 [.400]	4	10	146490-5
5	9.75 [.384]	7.62 [.300]	3	8	146490-4
5	7.21 [.284]	5.08 [.200]	2	6	146490-3
5	4.67 [.184]	2.54 [.100]	1	4	146490-2
5	2.13 [.084]	– –	–	2	146490-1
PLATING	G	F	E	NO. OF POSITIONS	PART NUMBER

THIS DRAWING IS A CONTROLLED DOCUMENT.

DIMENSIONS: mm [INCHES]

TOLERANCES UNLESS OTHERWISE SPECIFIED:
0 PLC ± –
1 PLC ± 0.5[.02]
2 PLC ± 0.13[.005]
3 PLC ± –
4 PLC ± –
ANGLES ± –

MATERIAL 4

FINISH SEE TABLE

DWN R BROWN 190CT2006
CHK J GESFORD 190CT2006
APVD J GESFORD 190CT2006

PRODUCT SPEC —
APPLICATION SPEC —
WEIGHT —

tyco Electronics
Tyco Electronics Corporation
Harrisburg, PA 17105-3608

NAME HEADER ASSEMBLY, MOD II, STACKING, DOUBLE ROW, .025 SQ.POST, UNSHROUDED

SIZE A1 | CAGE CODE 00779 | DRAWING NO C-146490 | RESTRICTED TO —

CUSTOMER DRAWING | SCALE 4:1 | SHEET 2 OF 2 | REV A1