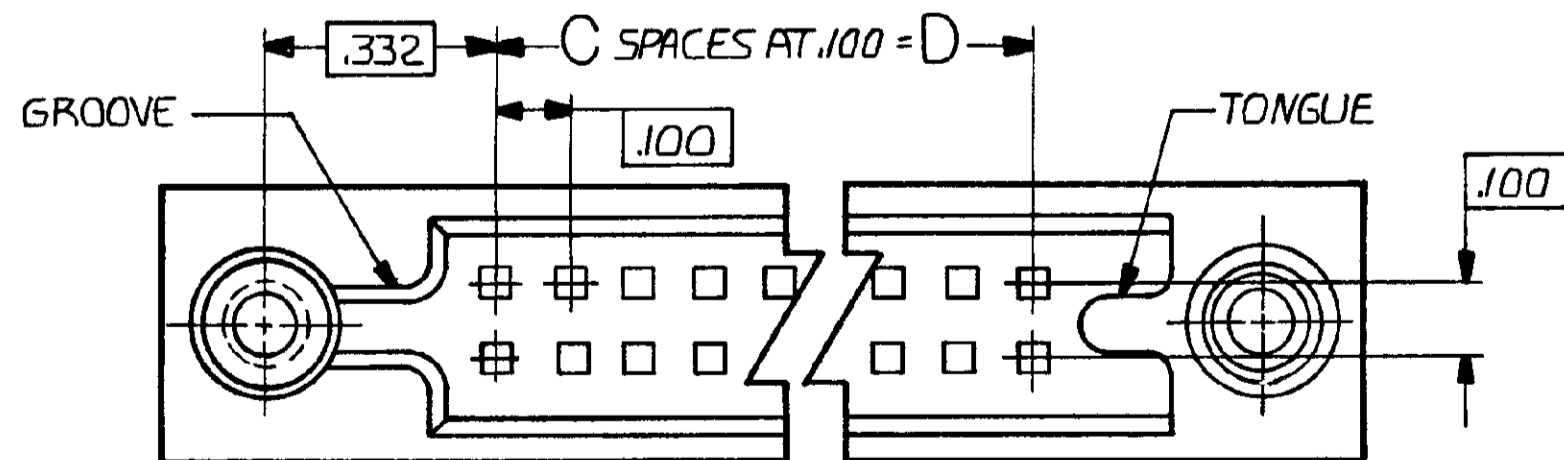
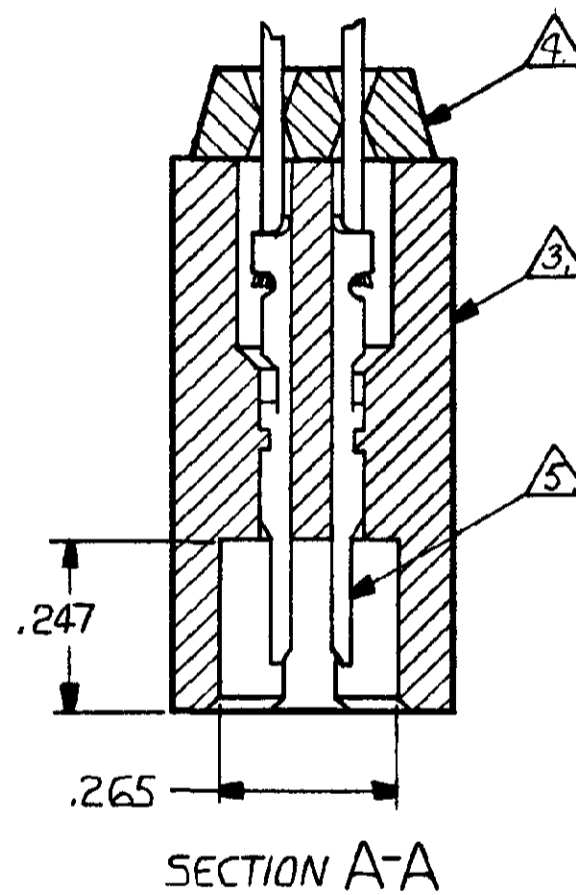
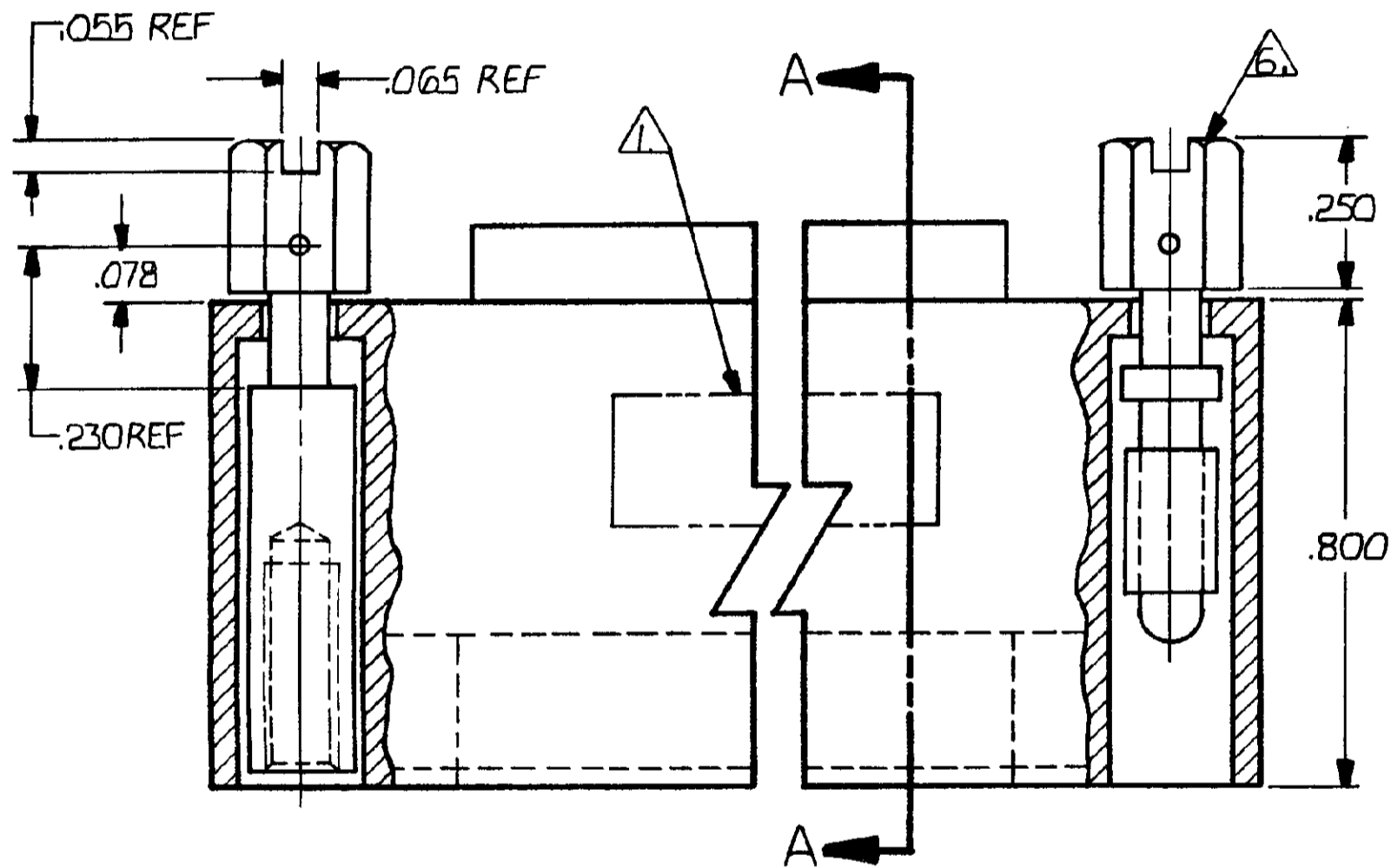
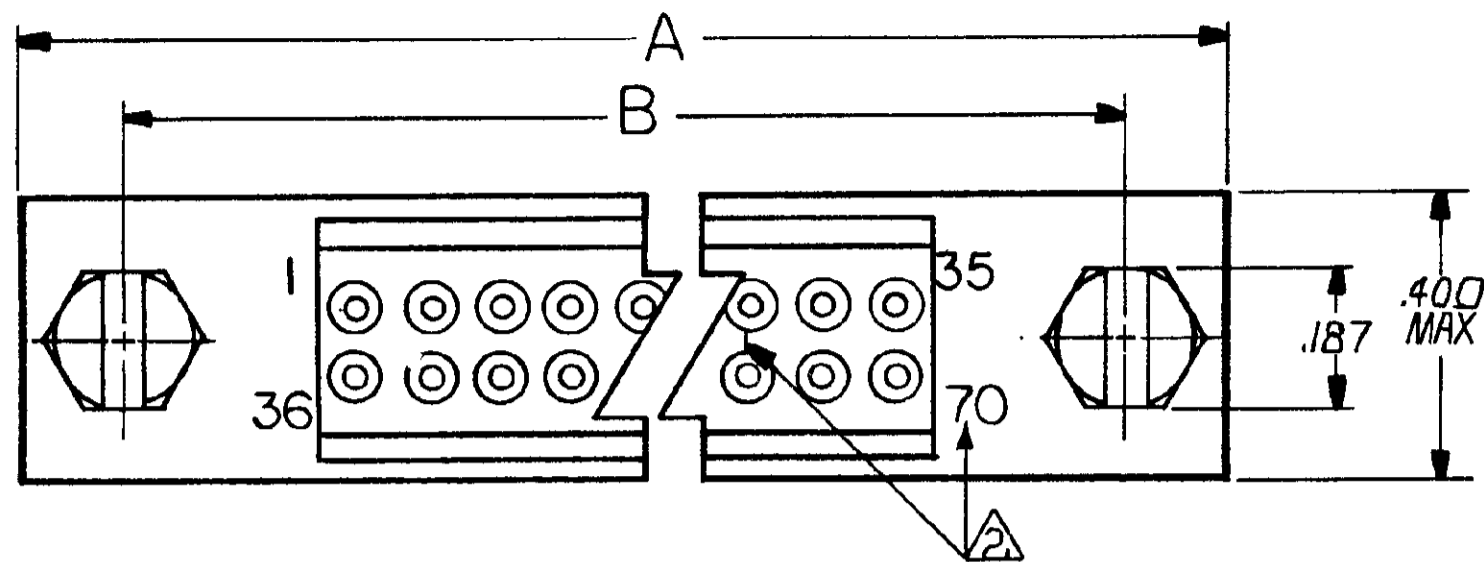


© COPYRIGHT 1978 BY AMP INCORPORATED, HARRISBURG, PA.
 ALL INTERNATIONAL RIGHTS RESERVED. AMP INCORPORATED PRODUCTS
 COVERED BY U. S. AND FOREIGN PATENTS AND/OR PATENTS PENDING.

LOC DF
 DIST FO

REVISIONS						
P	F	ZONE	LTR	DESCRIPTION	DATE	APPROVED
		G		ECO-08-020831	PY	10-08 BW



UNLESS OTHERWISE SPECIFIED DIMENSIONS ARE IN INCHES. TOLERANCES ON: DECIMALS ± .010 ANGLES ±		CONTRACT NO Robert Wolter 6-14-78	AMP INCORPORATED Harrisburg, Pa.	
MATERIAL 3, 4	CHK Roger W. Durbin 7-13-78	NAME PIN HEADER HOUSING ASSY W/GASKET, CRIMP-SNAP BOX PIN CONTACTS	PART NO	
FINISH	APPD Roger W. Durbin 7-13-78	SIZE C	CODE IDENT NO 00779	DRAWING NO 530885
	APPD R. Howman 7-17-78	SCALE 4-1	REV G	
	OTHER APPD	SHEET 1 OF 2		

© COPYRIGHT 1978 BY AMP INCORPORATED, HARRISBURG, PA.
 ALL INTERNATIONAL RIGHTS RESERVED. AMP INCORPORATED PRODUCTS
 COVERED BY U. S. AND FOREIGN PATENTS AND/OR PATENTS PENDING.

REVISIONS			
P	F	ZONE	DESCRIPTION
			SEE SHEET 1

PART NUMBER	NO OF POSITIONS	A	B	C	D	CAVITY IDENTIFICATION	TURNABLE JACKSCREWS IN HOUSING ASSEMBLY		MILITARY PART NUMBER
							TONGUE END	GROOVE END	
530885-1	70	4.355	4.065	34	3.400	1 36 35 70	FEMALE	FEMALE	M55302/113-90
530885-2	70	4.355	4.065	34	3.400	1 36 35 70	MALE	FEMALE	M55302/113-91
530885-3	70	4.355	4.065	34	3.400	1 36 35 70	FEMALE	MALE	M55302/113-92
530885-4	70	4.355	4.065	34	3.400	1 36 35 70	MALE	MALE	M55302/113-93
530885-5	110	6.355	6.065	54	5.400	1 56 55 110	FEMALE	FEMALE	M55302/113-94
530885-6	110	6.355	6.065	54	5.400	1 56 55 110	MALE	FEMALE	M55302/113-95
530885-7	110	6.355	6.065	54	5.400	1 56 55 110	FEMALE	MALE	M55302/113-96
530885-8	110	6.355	6.065	54	5.400	1 56 55 110	MALE	MALE	M55302/113-97
530885-9	60	3.855	3.565	29	2.900	1,31 30,60	FEMALE	FEMALE	
1-530885-0	60	3.855	3.565	29	2.900	1,31 30,60	MALE	FEMALE	
1-530885-1	60	3.855	3.565	29	2.900	1,31 30,60	FEMALE	MALE	
1-530885-2	60	3.855	3.565	29	2.900	1,31 30,60	MALE	MALE	
1-530885-3	80	4.855	4.565	39	3.900	1,41 40,80	FEMALE	FEMALE	

- 1. AMP, 00779 PART NUMBER, DATE CODE AND MILITARY PART NUMBER MARKED IN THIS AREA. SIDE OPTIONAL.
- 2. NUMBERS AND LINES INDICATING EVERY FIVE CAVITIES TO BE MARKED (SEE TABLE)
- 3. HOUSING MATERIAL: GLASS FILLED POLYESTER. COLOR: BLUE.
- 4. GASKET MATERIAL: SILICONE RUBBER.
- 5. CRIMP SNAP CONTACT PART NUMBER 530750-5 FOR #22 TO #26 AWG WIRE MUST BE ORDERED SEPARATELY.
- 6. REPLACEMENT JACKSCREW KIT IS THE SAME AS SUPPLIED WITH THIS ASSEMBLY. MALE PART NUMBER 530754-1 AND FEMALE 530754-2.
- 7. MEETS PERFORMANCE REQUIREMENTS OF MIL-C-55302.
- 8. MATES WITH EXTERNAL KEY TYPE RECEPTACLE ASSY 1000 SERIES, WHICH USES MOUNTING HARDWARE PART NUMBER 531141. 2 REQUIRED TO ENGAGE JACKSCREWS.

UNLESS OTHERWISE SPECIFIED DIMENSIONS ARE IN INCHES. TOLERANCES ON: DECIMALS ±.010 ANGLES ±		CONTRACT NO Robert W. Duran 6-14-78		AMP INCORPORATED Harrisburg, Pa.	
MATERIAL 3,4		CHK Roger W. Duran 6/29/78		NAME PIN HEADER HOUSING ASSY W GASKET, CRIMP-SNAP BOX PIN CONTACTS	
FINISH		APPD Roger W. Duran 6/29/78		DRAWING NO 530885	
		APPD R. Shuman 7-17-78		REV G	
		DSGN APPD		SCALE 4-1	
		OTHER APPD		SHEET 2 OF 2	