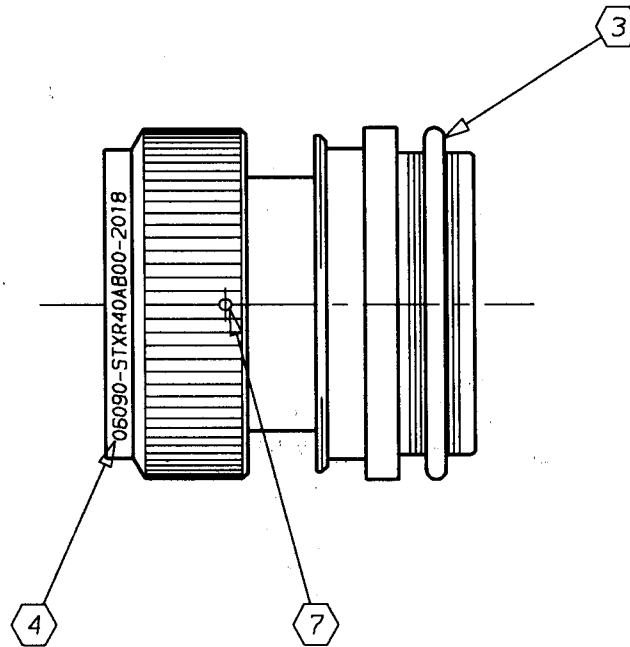


ISSUE	DESCRIPTION	DRAWN	DATE	APPR
A	PRODUCTION ISSUE	IRT	NOV 95	KJW



CODE 40 STXR TINEL-LOCK ADAPTORS

NOTES

1. THIS PRODUCT IS DESIGNED TO TERMINATE A BRAIDED CABLE SHIELD AND A HEAT SHRINKABLE LIPPED BOOT TO A CONNECTOR - SEE NOTE 6.
2. SEE SHEET 2 FOR TABLES OF DIMENSIONS, AND SHEET 3 FOR PART NUMBERING SYSTEM AND ORDERING INFORMATION.
- ③ SEE DRAWING TR-FOR DETAIL ON TINEL-LOCK RING. RINGS ARE DESIGNED TO BE HEATED ELECTRICALLY. ALL RINGS ARE MARKED WITH THERMOCHROMIC PAINT WHICH CHANGES COLOUR WHEN INSTALLATION TEMPERATURE IS REACHED.
- ④ ADAPTOR TO BE PERMANENTLY MARKED WITH CODE IDENTIFICATION NUMBER AND PART NUMBER LESS RING DESIGNATOR. (e.g. 06090-STXR40AB00-2018). RING SHALL BEAR NO MARKING.
- ⑤ TINEL-LOCK RING ENTRY SIZE AND BRAID DESIGNATOR IS TO BE SPECIFIED IN PART NUMBER WHEN ORDERING.
- ⑥ ADAPTOR MATES TO: MIL-C-38999 SERIES III AND IV, CLASS C, F, K AND W, D38999/20, /24, /26, /40, /46 AND /47 CONNECTORS. WHEN SO MATED IT SHALL PROVIDE A WATER-TIGHT SEAL MEETING THE REQUIREMENTS OF MIL-C-85049, PARA 3.5.7.
- ⑦ ACCESSORY NUT HAS THREE LOCK-WIRE HOLES 120° APART.
8. FOR MODIFICATIONS OR ALTERNATIVE MATERIALS AND FINISHES NOT SHOWN CONTACT RAYCHEM.

SPECIFICATION CONTROL DRAWING

Raychem

RAYCHEM LIMITED
FARADAY ROAD
DORCAN, SWINDON, SN3 5HH
WILTS. ENGLAND

DO NOT SCALE
THIS DRAWING

THIS DRAWING AND THE INFORMATION SET FORTH HEREON ARE THE PROPERTY OF RAYCHEM AND ARE TO BE HELD IN TRUST AND CONFIDENCE. PUBLICATION, DUPLICATION, DISCLOSURE OR USE FOR ANY OTHER PURPOSE NOT EXPRESSLY AUTHORISED IN WRITING BY RAYCHEM IS PROHIBITED.

TITLE

TINEL-LOCK ADAPTOR - "S" MOD.

DRAWN	IRT	DATE NOV 95
CHECKED	KJW	NOV 95
APPROVED	KJW	NOV 95
CODE IDENT NO	06090	

DRAWING NUMBER
STXR 40

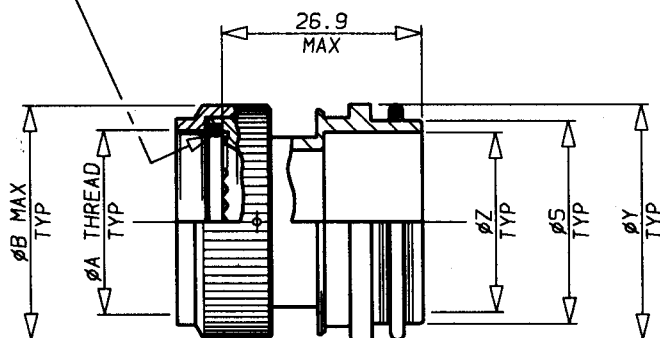
ISSUE
A

SHEET 1 OF 3

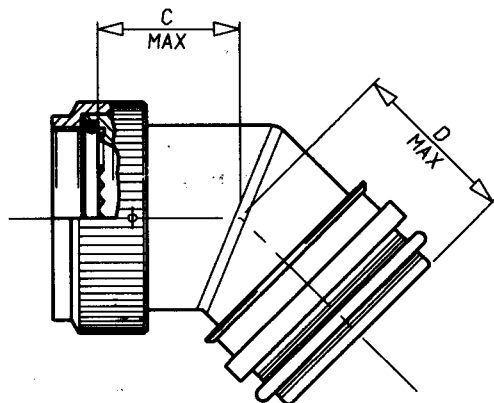
STXR405CD-1

ISSUE	DESCRIPTION	DRAWN	DATE	APPR
A	PRODUCTION ISSUE	IRT	NOV 95	KJW

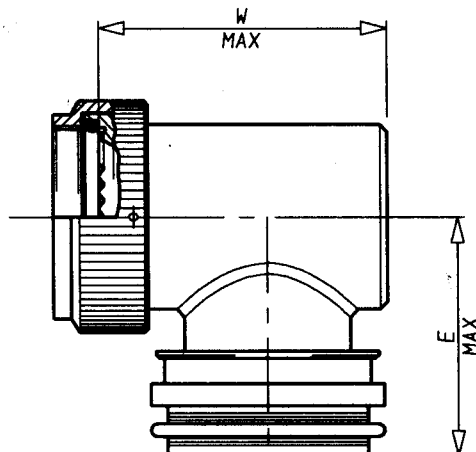
O RING - SILICONE
TYP



STRAIGHT ADAPTOR



45° ADAPTOR



90° ADAPTOR

TABLE 1

ORDER NUMBER	SHELL SIZE ⑥		ENTRY SIZE ⑤		ØA THREAD RH METRIC CLASS 6H	ØB MAX	C MAX	D MAX	E MAX
	COM	MIL	MIN	MAX					
08	9	A	05	24	M12 x 1.0	19.1	20.8	22.6	27.9
10	11	B	08	24	M15 x 1.0	21.6	21.3	23.4	30.5
12	13	C	09	24	M18 x 1.0	25.4	22.1	24.1	32.0
14	15	D	12	24	M22 x 1.0	29.2	22.6	24.1	34.0
16	17	E	14	24	M25 x 1.0	31.8	23.4	24.9	35.6
18	19	F	16	24	M28 x 1.0	35.6	24.1	25.7	36.8
20	21	G	18	24	M31 x 1.0	38.1	24.6	26.4	38.4
22	23	H	20	24	M34 x 1.0	41.9	25.1	27.2	39.9
24	25	J	22	24	M37 x 1.0	44.5	25.9	27.2	42.4

TABLE II

ENTRY SIZE	ØZ	ØS	ØY	W MAX
	+0.25 -0.50		± 0.38	
05	7.92	10.97/11.13	15.54	32.8
06	9.52	12.57/12.73	17.14	34.3
07	11.09	14.12/14.31	18.71	36.1
08	12.70	15.72/15.91	20.32	37.6
10	15.87	18.84/19.11	23.49	40.6
12	19.05	22.02/22.28	26.67	43.9
14	22.23	25.17/25.46	29.84	47.0
16	25.40	28.34/28.63	33.02	50.8
18	28.57	31.52/31.81	36.19	54.1
20	31.75	34.69/34.98	39.37	57.2
22	34.93	37.79/38.15	42.55	57.2
24	38.10	40.97/41.33	45.72	57.2

SPECIFICATION CONTROL DRAWING

Raychem

RAYCHEM LIMITED
FARADAY ROAD
DORCAN, SWINDON, SN3 5HH
WILTS. ENGLAND

DO NOT SCALE
THIS DRAWING

THIS DRAWING AND THE INFORMATION SET FORTH HEREON ARE THE PROPERTY OF RAYCHEM AND ARE TO BE HELD IN TRUST AND CONFIDENCE. PUBLICATION, DUPLICATION, DISCLOSURE OR USE FOR ANY OTHER PURPOSE NOT EXPRESSLY AUTHORIZED IN WRITING BY RAYCHEM IS PROHIBITED.

TITLE

TINEL-LOCK ADAPTOR - "S" MOD.

DRAWING NUMBER

STXR 40

ISSUE

A

SHEET 2 OF 3

STXR405CD-2

DRAWN	IRT	DATE NOV 95
CHECKED	KJW	NOV 95
APPROVED	KJW	NOV 95
CODE IDENT NO	06090	

ISSUE	DESCRIPTION	DRAWN	DATE	APPR
A	PRODUCTION ISSUE	IRT	NOV 95	KJW

PART NUMBERING SYSTEM

① PREFIX _____ S TXR 40 A B 00-20 18 B I

PRODUCT DESIGNATOR _____

CONNECTOR CODE _____

MATERIAL _____

A = ALUMINIUM ALLOY B51474 6082-T6, B54300/5 2011 (TD)
OR QQ-A-225

B = NICKEL ALUMINIUM BRONZE DGS 1043 OR ASTM C 63200

S = STAINLESS STEEL B5970 303S21 OR QQ-S-763

FINISH _____

SEE S-CH00-0157-002

CONFIGURATION _____

00 = STRAIGHT, 45 = 45°, 90 = 90°

ORDER NUMBER _____

② ENTRY SIZE _____

BRAID DESIGNATOR _____

BRAID A: SINGLE LAYER 36 AWG

BRAID B: SINGLE LAYER 30 AWG

DOUBLE LAYER 36 AWG

RING WITH INSULATING LINING _____

NOTE

- ① PREFIX S DENOTES THAT THE ADAPTOR HAS A LARGER ENTRY SIZE THAN THE STANDARD TXR RANGE BUT IS STILL OF THE TYPE I DESIGN.
- ② SEE SHEET 2 FOR TABLE OF ENTRY SIZES APPLICABLE TO THE STXR RANGE.

SPECIFICATION CONTROL DRAWING

Raychem

RAYCHEM LIMITED
FARADAY ROAD
DORCAN, SWINDON, SN3 5HH
WILTS. ENGLAND

DO NOT SCALE
THIS DRAWING

THIS DRAWING AND THE INFORMATION SET FORTH HEREON ARE THE PROPERTY OF RAYCHEM AND ARE TO BE HELD IN TRUST AND CONFIDENCE. PUBLICATION, DUPLICATION, DISCLOSURE OR USE FOR ANY OTHER PURPOSE NOT EXPRESSLY AUTHORISED IN WRITING BY RAYCHEM IS PROHIBITED.

TITLE

TINEL-LOCK ADAPTOR - "S" MOD.

DRAWING NUMBER

STXR 40

ISSUE

A

SHEET 3 OF 3

STXR40SCD-3

DRAWN	IRT	DATE NOV 95
CHECKED	KJW	NOV 95
APPROVED	KJW	NOV 95
CODE IDENT NO	06090	