

LOC	DIST	REVISIONS			
P	LTR	DESCRIPTION	DATE	DWN	APVD
AD	00				
	A	ECO-05-9575	27SEP05	MB	MS
	A1	REVISED PER ECO-10-000444	19JAN10	KK	HMR

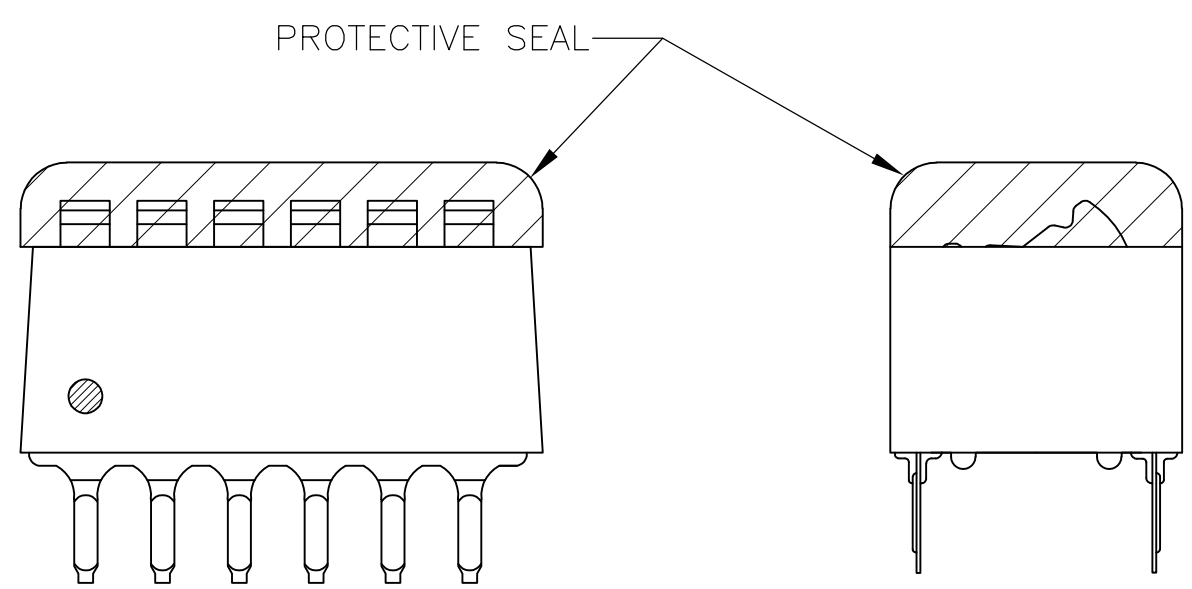
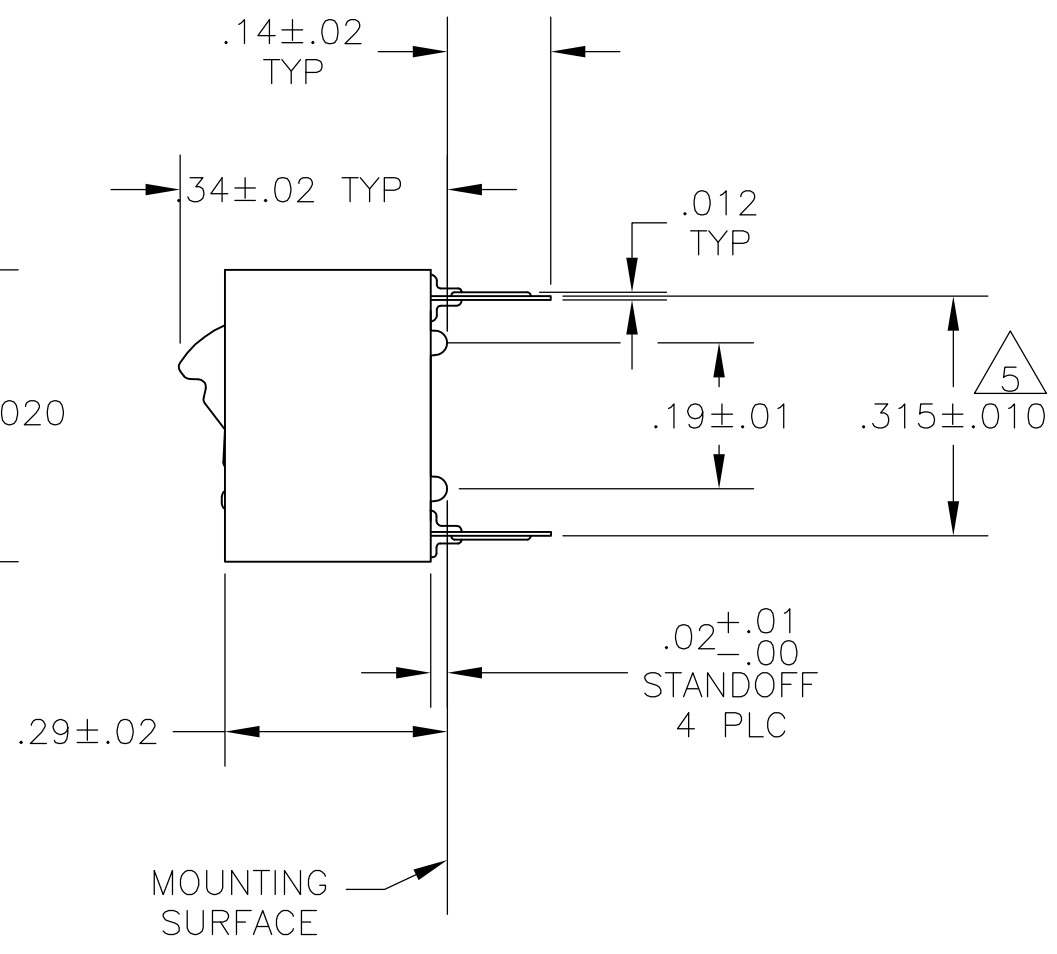
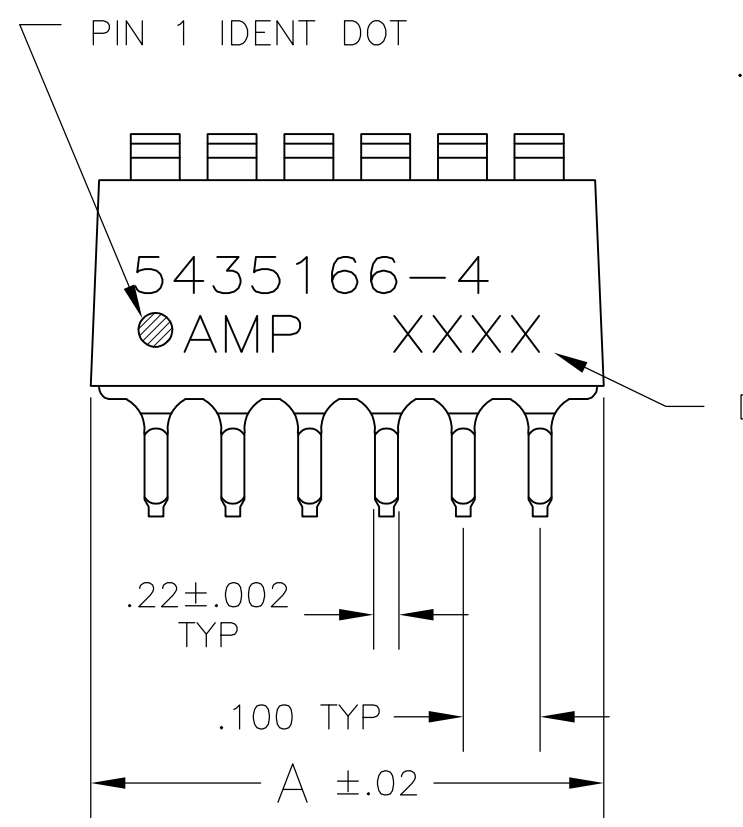
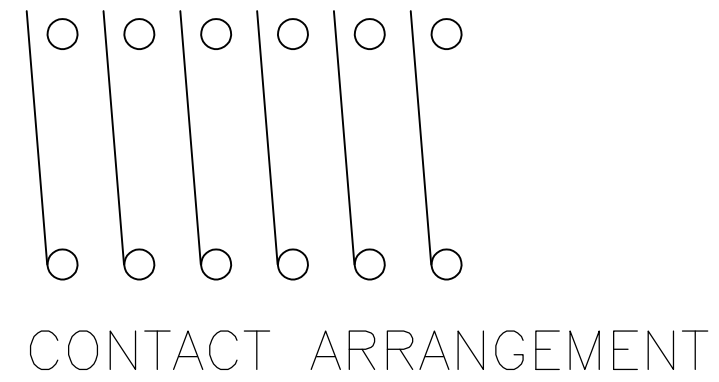
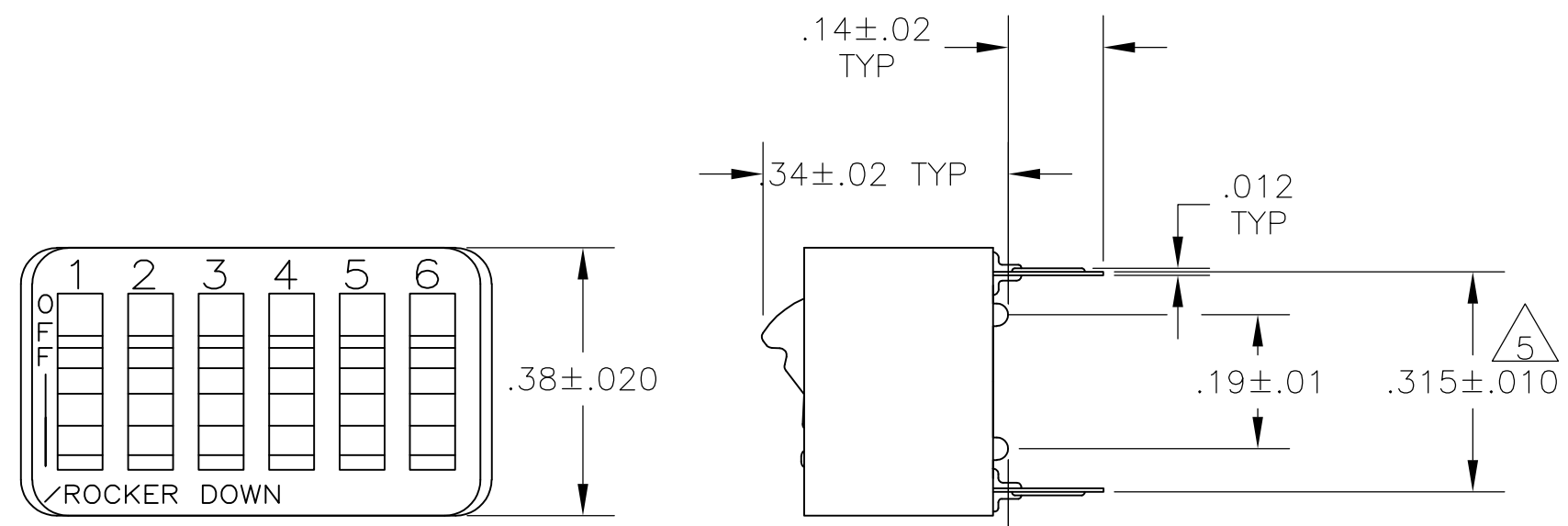


FIG 1

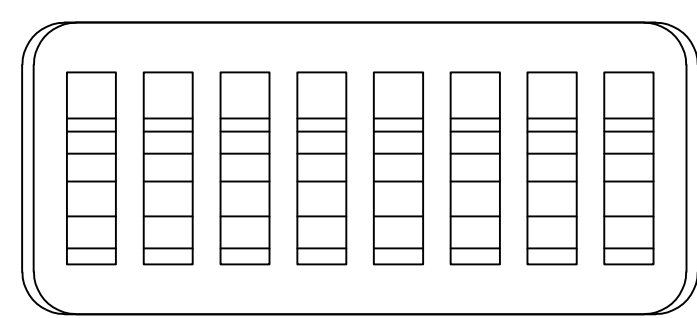


FIG 2

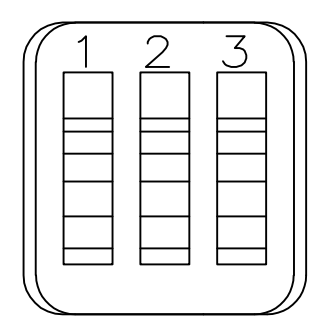


FIG 7

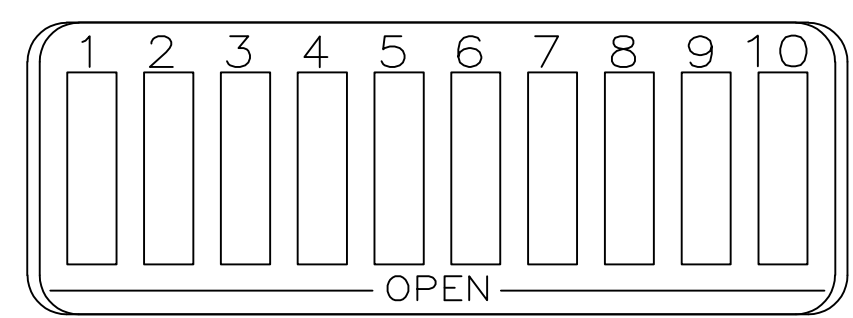


FIG 8

- FOR ADDITIONAL SPECIFICATIONS SEE AMP PRODUCT SPEC 108-7519.
- SWITCH SHOWN IN OPEN POSITION.
- ALL CHARACTERS AND ROCKERS ARE WHITE, HOUSING IS BLACK.
- STAMPING WILL VARY ON 2 AND 3 POSITION SIDES DUE TO SPACE RESTRICTIONS
- .315 DIMENSION APPLIES AT TERMINAL TIPS. TERMINALS ARE .300 +.010 AT MOUNTING SURFACE. -.000
- STRIPPABLE TRANSPARENT SEAL, SEE FIG 1.
- ALL MATERIALS AND FINISHES SHALL COMPLY WITH EU DIRECTIVE 2002 /95/EC OF 27JAN2003 (ROHS).
- HOUSING AND ROCKERS-POLYESTER  
CONTACTS AND SOLDER LEADS-COPPER ALLOY
- CONTACTS-GOLD OVER NICKEL  
SOLDER LEADS-TIN OVER NICKEL
- OBSOLETE PARTS: OBSOLETE CIS STREAMLINING PER D.RENAUD/D.SINISI

FIG	NO	DESCRIPTION	NO	DESCRIPTION	NO	DESCRIPTION
10 OBSOLETE	FIG 8	1.08	10	7-5435166-4		
		1.08	10	5-5435166-5		
		.88	8	5-5435166-3		
		.78	7	5-5435166-2		
		.68	6	5-5435166-1		
10 OBSOLETE	AS SHOWN	.58	5	5-5435166-0		
		.48	4	4-5435166-9		
	FIG 7	.28	2	2-5435166-9		
	FIG 2	.88	8	2-5435166-8		
	AS SHOWN	1.08	10	5435166-7		
10 OBSOLETE	AS SHOWN	.88	8	5435166-5		
		.68	6	5435166-4		
		.48	4	5435166-2		
		.78	7	5435166-1		
TOP MARKING	PROTECTIVE SEAL	A	NO OF POSN	PART NO		

THIS DRAWING IS A CONTROLLED DOCUMENT.		DWN BSV 10JAN2005	Tyco Electronics Corporation Harrisburg, PA 17105-3608	
DIMENSIONS: INCHES	TOLERANCES UNLESS OTHERWISE SPECIFIED:	CHK -	NAME	
	0 PLC ± -	APVD -	SWITCH ASSY, DIP, TYPE C, 7000 SERIES, SPST, STANDARD	
	1 PLC ± -	PRODUCT SPEC -	SIZE A2	CAGE CODE 00779
	2 PLC ± -	APPLICATION SPEC -	DRAWING NO C=5435166	RESTRICTED TO -
	3 PLC ± .005	WEIGHT -	SCALE 4:1	SHEET 1 of 1
	4 PLC ± -	CUSTOMER DRAWING	REV A1	
	ANGLES ± -			
MATERIAL 8	FINISH 9			