THIS DRAWING IS UNPUBLISHED. RELEASED FOR PUBLICATION -,- .
© COPYRIGHT - BY TYCO ELECTRONICS CORPORATION. ALL RIGHTS RESERVED.

LOC	DIST
AD	0

REVISIONS

P	LTR	DESCRIPTION	DATE	DWN	APVD
	M	ECO-07-017363	08AUG2007	RB	MM

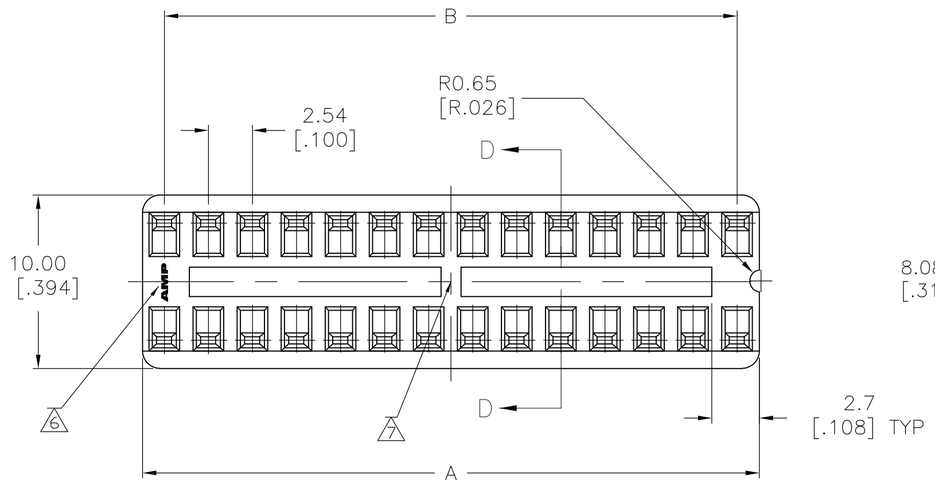

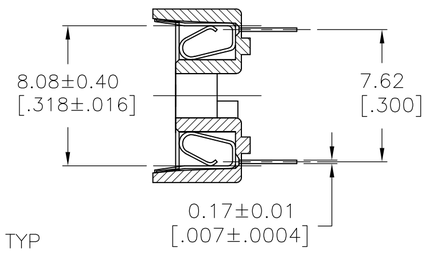

SECTION D-D

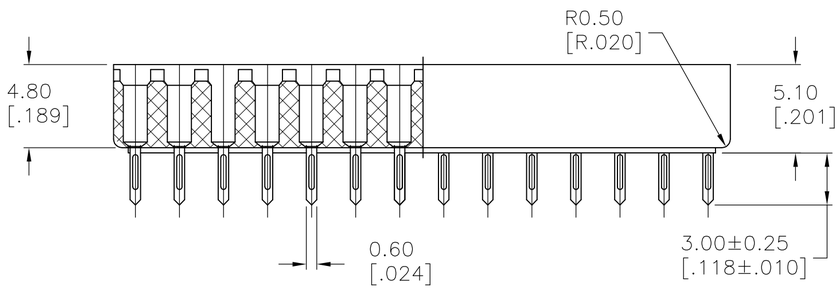

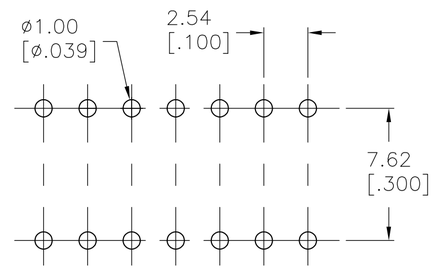

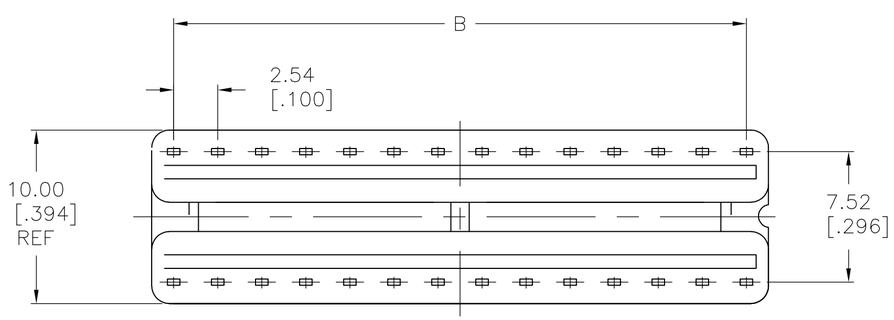

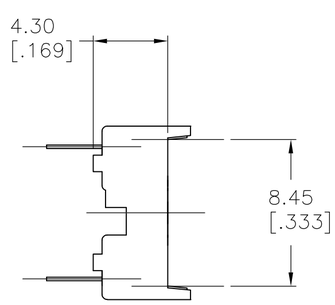

NOTE:

1. MATERIAL:
   HOUSING: 30% GLASS FILLED PBT, THERMOPLASTIC, BLACK.
   CONTACT: PHOS BRONZE
2. FINISH: CONTACT PLATING: TIN-LEAD (60u INCHES MIN.)
   SOLDERABILITY :95% COVERAGE MIN.;
   TEST TEMPERATURE=230°C±5°C
   TEST TIME = 5±5 SECONDS.
3. MECHANICAL SPECS:
   DURABILITY: 50 CYCLES MIN.
   INSERTION FORCE:300 GRAMS MAX.
   WITHDRAWAL FORCE: 20 GRAMS MIN.
   CONTACT RETENTION: 500 GRAMS MIN.
   ACCEPTS: 0.20-0.30 [.008-.012] LEADS
4. ELECTRICAL SPECS:
   VOLTAGE RATING: 250V AC,DC
   CONTACT RESISTANCE: 20 MILLOHMS MAX.
   CURRENT RATING: 1 AMPERE AC,DC
   INSULATION RESISTANCE: 1000 MEGOHMS MIN.
   DIELECTRIC WITHSTANDING VOLTAGE: AC 1000 V MIN.
5. OPERATING TEMPERATURE: -40°C TO +105°C

6. AMP LOGO

7. LADDER PRESENT FOR 24, 28 & 32 POSITION SOCKETS.

8. FINISH: CONTACT PLATING TIN (LEAD FREE); 60 UIN MIN. OVER 30 UIN Ni
   SOLDERABILITY :95% COVERAGE MIN.;
   TEST TEMPERATURE=260°±5°C;
   TEST TIME = 5±5 SECONDS.

	FINISH	POS	A ±0.20 [.008]	B±0.15 [.006]	PART NO.
	8	32	40.64 [1.600]	38.10 [1.500]	2-390261-0
	8	28	35.56 [1.400]	33.02 [1.300]	1-390261-9
	8	24	30.48 [1.200]	27.94 [1.100]	1-390261-8
	8	22	27.94 [1.100]	25.40 [1.000]	1-390261-7
	8	20	25.40 [1.000]	22.86 [.900]	1-390261-6
	8	18	22.86 [.900]	20.32 [.800]	1-390261-5
	8	16	20.32 [.800]	17.78 [.700]	1-390261-4
	8	14	17.78 [.700]	15.24 [.600]	1-390261-3
	8	8	10.16 [.400]	7.62 [.300]	1-390261-2
	8	6	7.62 [.300]	5.08 [.200]	1-390261-1
SUPERSEDED BY 2-390261-0	2	~~32~~	~~40.64 [1.600]~~	~~38.10 [1.500]~~	~~1-390261-0~~
SUPERSEDED BY 1-390261-9	2	~~28~~	~~35.56 [1.400]~~	~~33.02 [1.300]~~	~~390261-9~~
SUPERSEDED BY 1-390261-8	2	~~24~~	~~30.48 [1.200]~~	~~27.94 [1.100]~~	~~390261-8~~
SUPERSEDED BY 1-390261-7	2	~~22~~	~~27.94 [1.100]~~	~~25.40 [1.000]~~	~~390261-7~~
SUPERSEDED BY 1-390261-6	2	~~20~~	~~25.40 [1.000]~~	~~22.86 [.900]~~	~~390261-6~~
SUPERSEDED BY 1-390261-5	2	~~18~~	~~22.86 [.900]~~	~~20.32 [.800]~~	~~390261-5~~
SUPERSEDED BY 1-390261-4	2	~~16~~	~~20.32 [.800]~~	~~17.78 [.700]~~	~~390261-4~~
SUPERSEDED BY 1-390261-3	2	~~14~~	~~17.78 [.700]~~	~~15.24 [.600]~~	~~390261-3~~
SUPERSEDED BY 1-390261-2	2	~~8~~	~~10.16 [.400]~~	~~7.62 [.300]~~	~~390261-2~~
SUPERSEDED BY 1-390261-1	2	~~6~~	~~7.62 [.300]~~	~~5.08 [.200]~~	~~390261-1~~

THIS DRAWING IS A CONTROLLED DOCUMENT.

DIMENSIONS: mm [INCHES]

TOLERANCES UNLESS OTHERWISE SPECIFIED:
0 PLC ± -
1 PLC ± -
2 PLC ± 0.2 [.008]
3 PLC ± -
4 PLC ± -
ANGLES ± -

MATERIAL 1

FINISH 2 8

DWN BSV 06SEP2004
CHK -
APVD -
PRODUCT SPEC -
APPLICATION SPEC -
WEIGHT -

Tyco Electronics
Tyco Electronics Corporation
Harrisburg, PA 17105-3608

NAME
DIP SOCKET, .300 CENTER LINE
LADDER STYLE
-

SIZE	CAGE CODE	DRAWING NO	RESTRICTED TO
A2	00779	C-390261	-

CUSTOMER DRAWING | SCALE 4:1 | SHEET 1 OF 1 | REV M

390261

AMP 1471-9 REV 31MAR2000