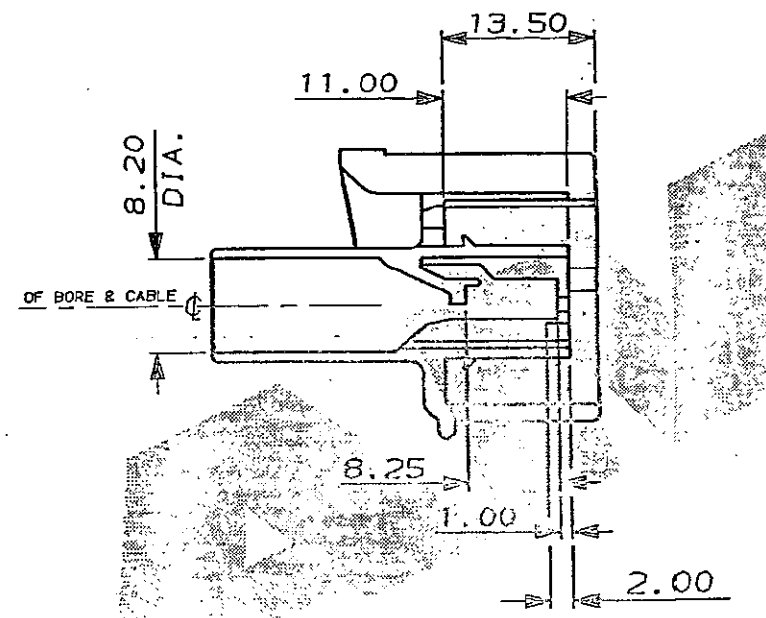
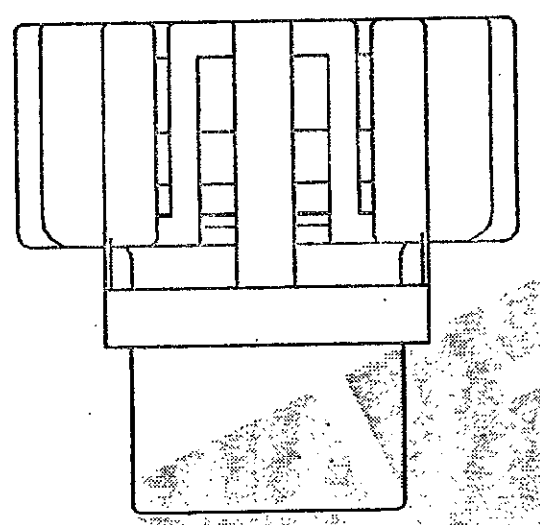
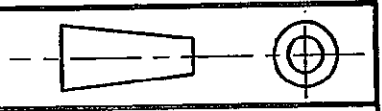


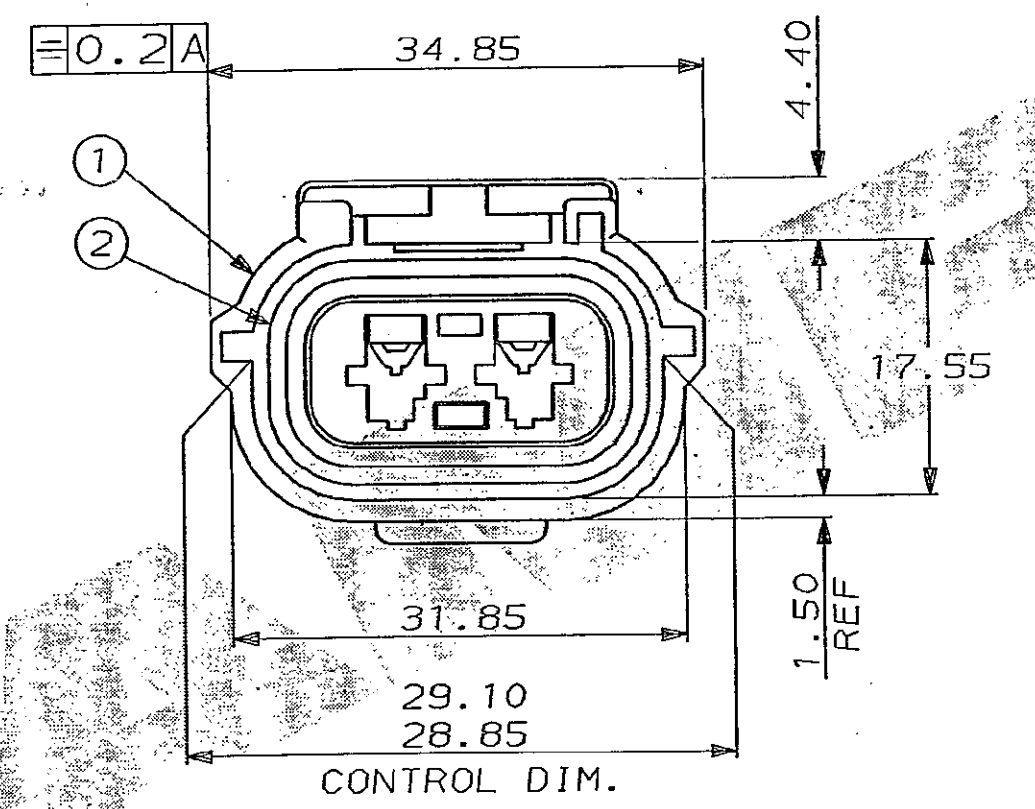
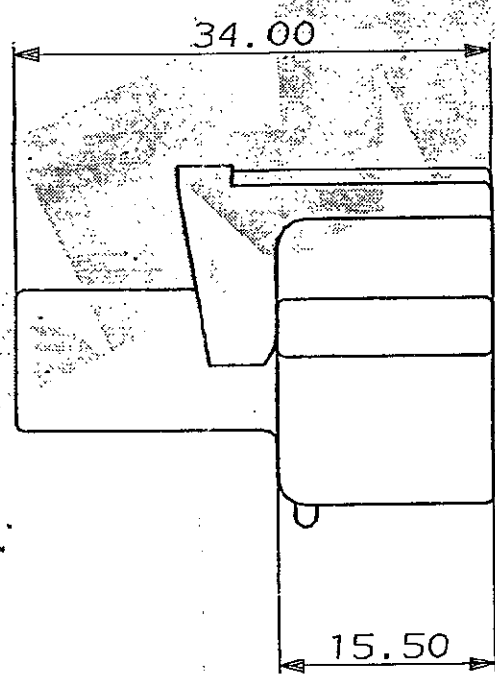
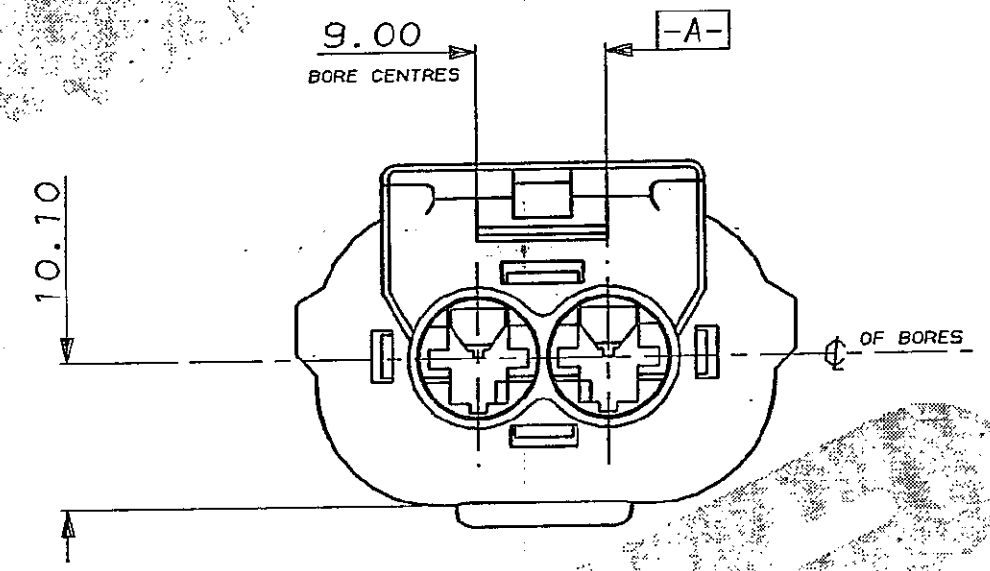
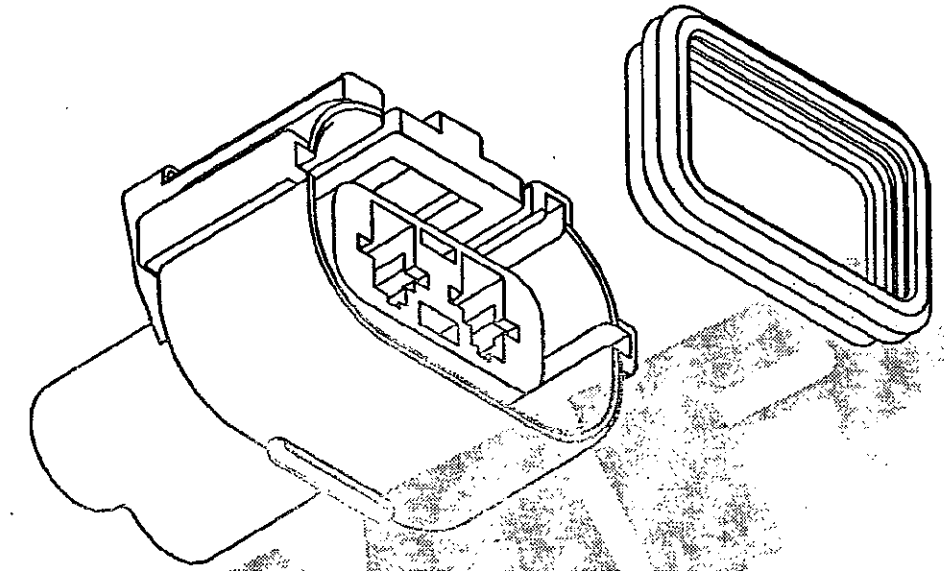
C.A.D. FILE CODE
S. C344081.E

DO NOT SCALE

DIMENSIONS IN MM.



SCRAP VIEW (SEAL NOT SHOWN)



ITEM No.	MATERIAL	PART No.	DESCRIPTION	QTY. PER ASSY.	ASSEMBLY PART No.
2	SILICONE RUBBER (ORANGE)	347711-1	PERIPHERAL SEAL	1	344081-4 (WHITE)
1	NYLON 66	344078-4	2 WAY REC. HSG.	1	344081-3 (BLUE)
2	SILICONE RUBBER (ORANGE)	347711-1	PERIPHERAL SEAL	1	344081-2 (RED)
1	NYLON 66	344078-3	2 WAY REC. HSG.	1	344081-1 (BLACK)
2	SILICONE RUBBER (ORANGE)	347711-1	PERIPHERAL SEAL	1	
1	NYLON 66	344078-2	2 WAY REC. HSG.	1	
2	SILICONE RUBBER (ORANGE)	347711-1	PERIPHERAL SEAL	1	
1	NYLON 66	344078-1	2 WAY REC. HSG.	1	

CUSTOMER DWG FOR REFERENCE ONLY				TOLERANCES UNLESS OTHERWISE STATED				DR. I. JOYSON	
E	SIL. SEAL WAS N.S.R.	5800-10022-98	15.1.98	28.11.91	16.1.91	19.5.89	20.7.88	23.2.88	24/06/87
D	ADDED -2, -3 & -4	CS974							
C	ADDED CORE (PICTORIAL CHANGE ONLY)	CS687							
A	UPDATED	CS241							
B	UPDATED	CS008							
D	REL. FOR PROD.	C4755							
REV	APPROVED	ECN	DATE	SCALE 2/1		LOC E		SIZE A2	
				DWG. No. C344081		REV E		SHEET 1/1	