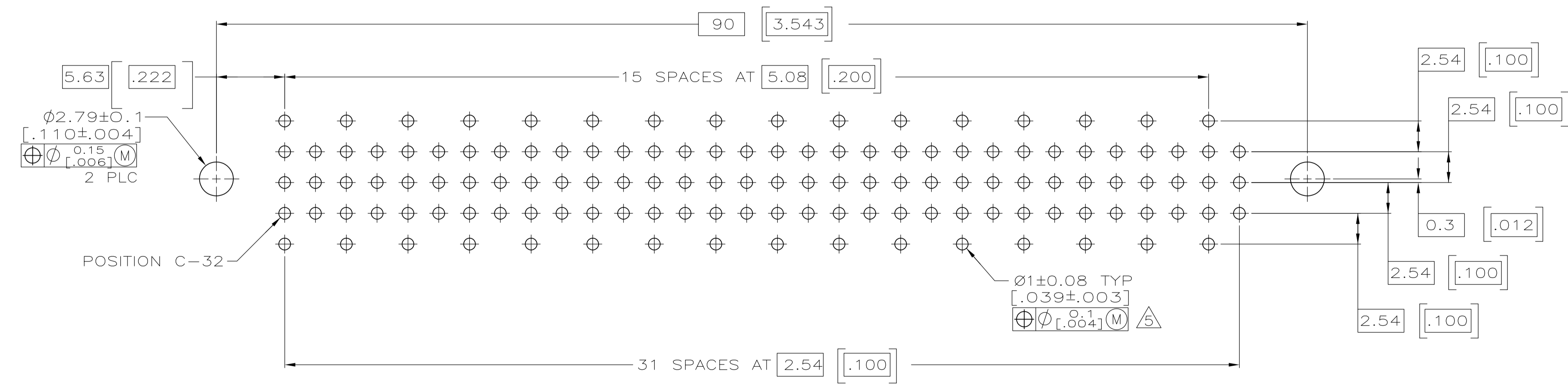
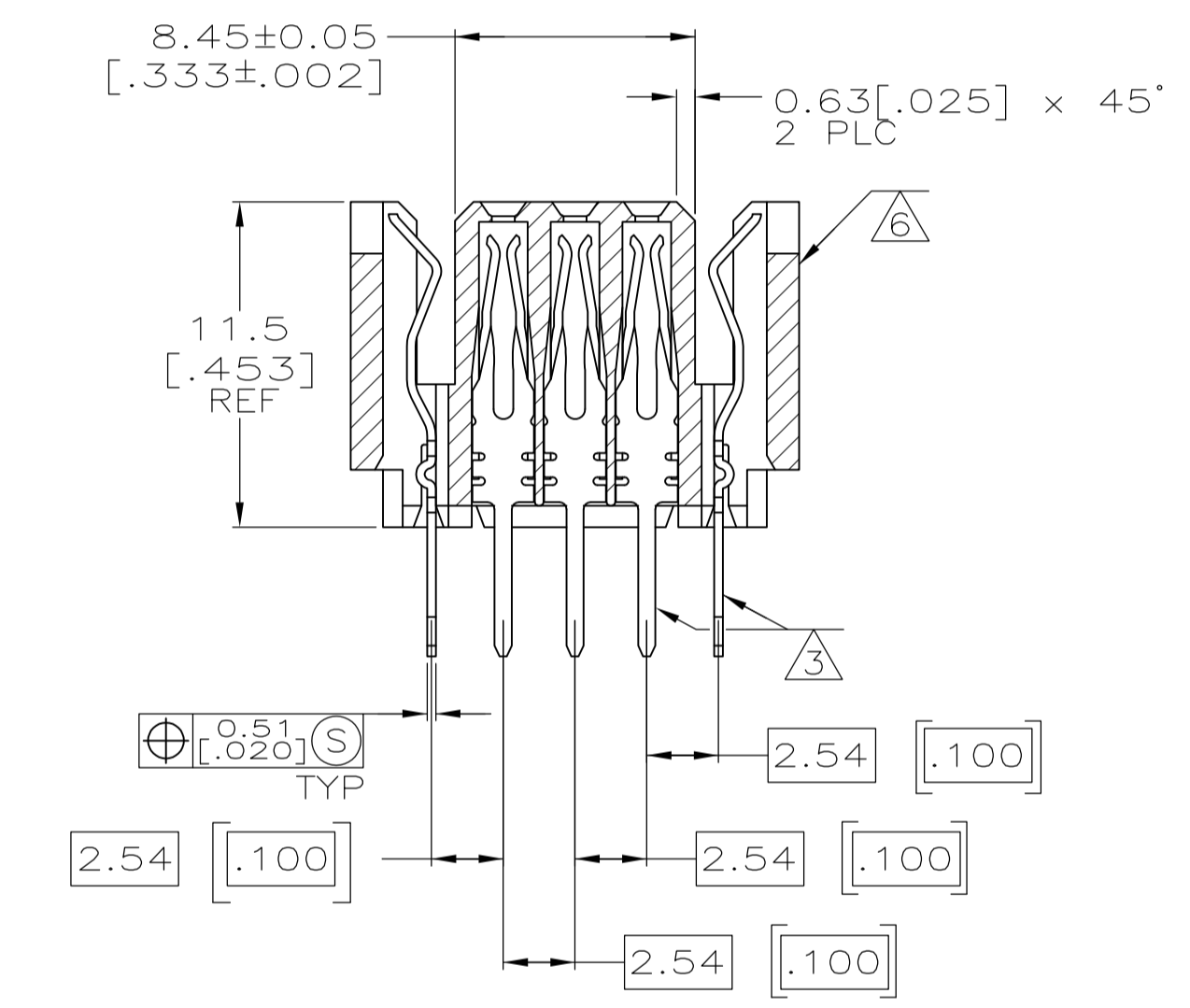
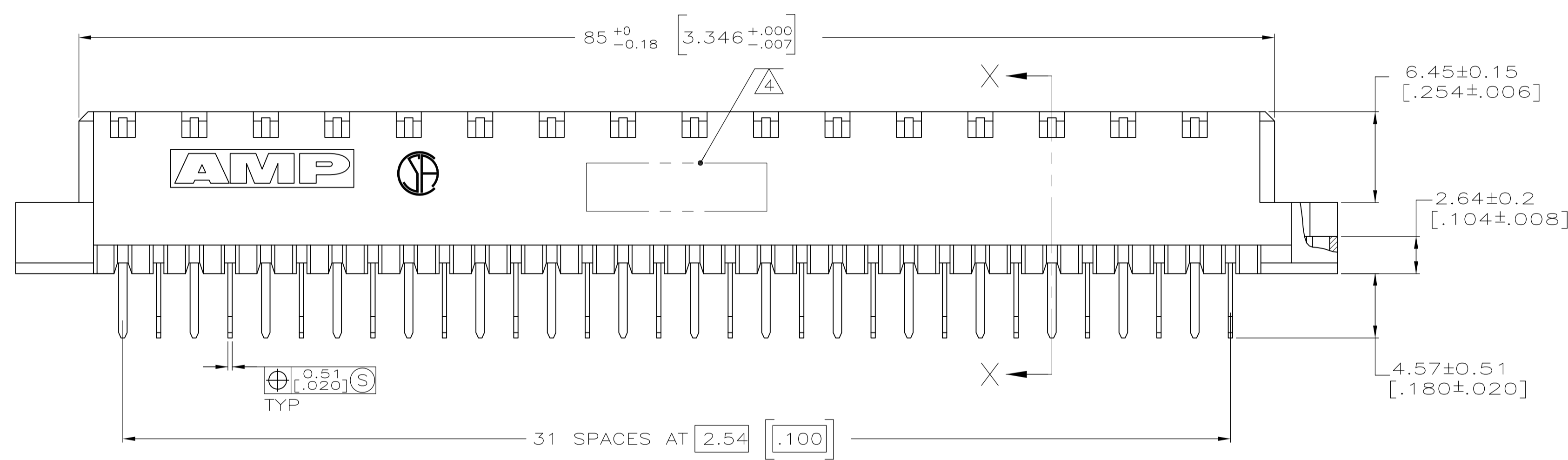
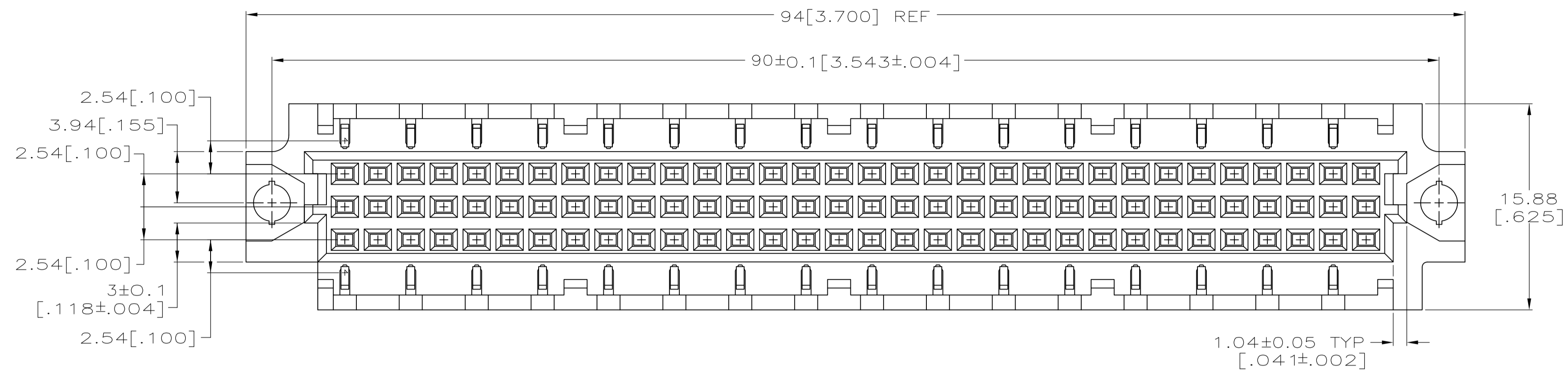


- 1 HOUSING MATERIAL: GLASS-FILLED POLYMER.
- 2 CONTACT MATERIAL: COPPER ALLOY.
- 3 CONTACT FINISH: DIN 41612 CLASS 2 IN CONTACT AREA. TIN PLATE ON TAILS.
- 4 PART NUMBER, DATE CODE, THIS APPROXIMATE AREA.
- 5 RECOMMENDED HOLE SIZE FOR MANUAL APPLICATION OF CONNECTOR ONTO PC BOARD.
- 6 MARKING ON THIS SIDE.



SECTION X-X

PC BOARD LAYOUT

ALL POSITIONS	* * * * *	128	5536153-5
POSITIONS LOADED	Y X C B A	NO. OF LOADED	ASSY PART NUMBER

THIS DRAWING IS A CONTROLLED DOCUMENT.		DIN J. POLIGNONE 15APR08		Tyco Electronics Corporation Harrisburg, PA 17105-3608	
DIMENSIONS: mm [INCHES]		TOLERANCES UNLESS OTHERWISE SPECIFIED:		Tyco Electronics	
0 PLC ± -		1 PLC ± -		NAME ASSEMBLY, RECEPTACLE, ENHANCED, TYPE C, EUROCARD, 5-ROW, SOLDER, 4.57[.180]/4.70[.185]	
1 PLC ± -		2 PLC ± -		SIZE A1	
2 PLC ± -		3 PLC ± 0.13[.005]		CAGE CODE 00779	
3 PLC ± -		4 PLC ± -		DRAWING NO. 5536153	
4 PLC ± -		ANGLES ± -		RESTRICTED TO	
MATERIAL		FINISH		WEIGHT	
CUSTOMER DRAWING		SCALE 4:1		SHEET 1 OF 1 REV 01	