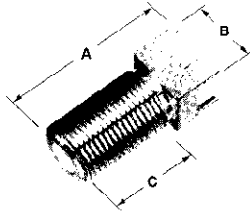


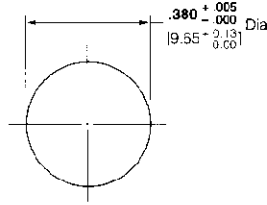
F Series Connectors (Continued)

Vertical PC Board Jack

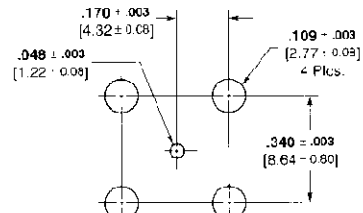
Connector will accept a center conductor diameter of **.022-.047** [0.56-1.19].
Tin-lead plated body to facilitate soldering process.



Part No. 887046-1




Recommended Panel Cutout



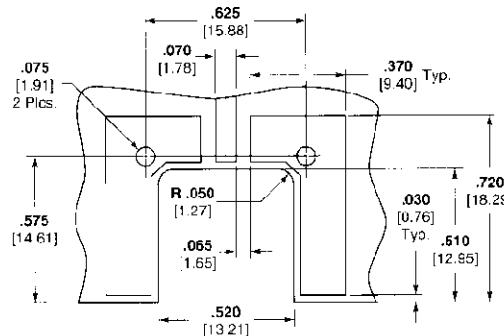
PC Board Layout

Surface Mount, Straddle Jack

Contact will accept center conductor diameter range **.022-.047** [0.56-1.19].
Center of gravity balanced for automated pick and place and anti-tipping during solder reflow process.
Tin-lead plated body to facilitate soldering process.




Part No. 415322-2



PC Board Layout

Adapters

**Jack to Jack
High Performance
Feed through Adapter**




Part No. 228933-2

**Jack to Jack
Feed through Adapter**



Part No. 282938-2

**Jack to Plug
Right-Angle Adapter**



Part No. 887089-1

F Series and G Series
Connectors