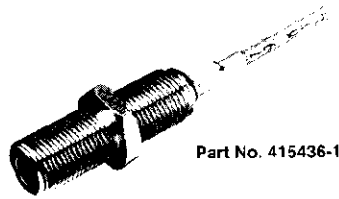


F Series Connectors (Continued)

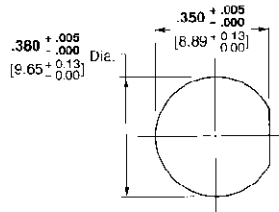
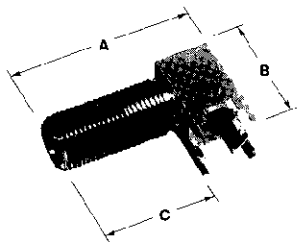
Bulkhead Jack, Feed thru, Sealed



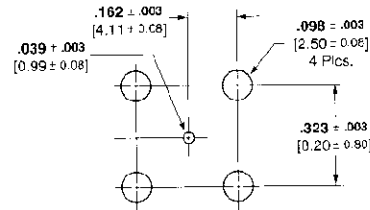
Part No. 415436-1

For use with RD 179 (double braid)
Acceptable mating pin range .022-.042
Contact crimp tooling, use hand tool
354940-1 and die set 220210-1
Ferrule crimp tooling, use Certi-Crimp
hand tool 220009-1

Right-Angle PC Board Mount Jacks

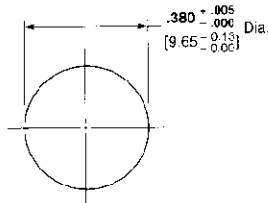
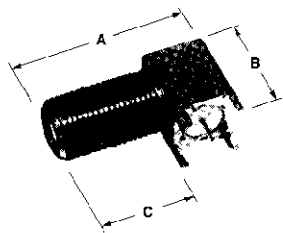


Recommended Panel Cutout

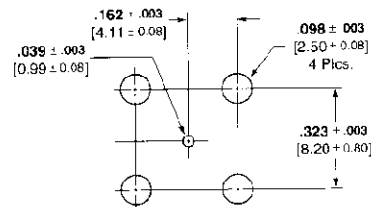


PC Board Layout

Body Plating		Center Contact Plating	Dimensions			Part Number
Barrel	Base		A	B	C	
Nickel	Tin-lead	Tin-lead	1.180 29.97	.690 17.53	.480 12.19	887078-1



Recommended Panel Cutout



PC Board Layout

Body Plating		Center Contact Plating	Dimensions			Part Number
Barrel	Base		A	B	C	
Nickel	Tin-lead	Tin-lead	1.034 26.26	.705 17.91	.680 16.76	415476-1
Nickel	Tin-lead	Tin-lead	1.00 25.40	.570 14.48	.626 15.90	415302-1
Nickel	Tin-lead	Tin-lead	1.250 31.75	.570 14.48	.876 22.25	415302-2

F Series and G Series
Connectors