


Relay Package PT

- Relay package consisting of PT relay, DIN-rail socket, plastic retaining clip, module and marking tag
- 2 pole 12 A, 3 pole 10 A or 4 pole 6 A
- DC- or AC coil
- Mechanical and electrical indicator
- Manual test tab, optionally lockable



F0274-D

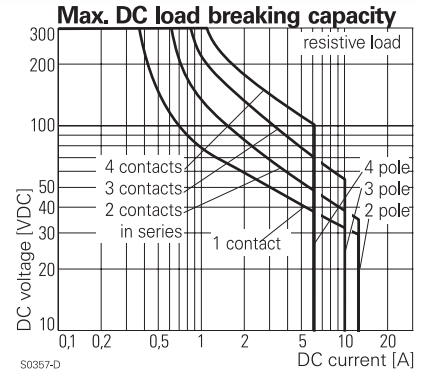
Approvals

Relay: REG.-Nr. 115719, US E214025, 00/20059(E2)

Socket: REG.-Nr. 115719, US E135149

Technical data of approved types on request

Contact data	PT2	PT3	PT5
Contact configuration	2 CO	3 CO	4 CO
Contact set	single contact		
Type of interruption	micro disconnection		
Rated voltage / max. switching voltage AC	240 / 400 VAC	240 / 400 VAC	240 / 240 VAC
Rated current	12 A	10 A	6 A
Limiting continuous current	see derating curve		
Maximum breaking capacity AC	3000 VA	2500 VA	1500 VA
Limiting making capacity, max 20 ms	24 A	20 A	12 A
Contact material	AgNi90/10, AgNi90/10 gold plated		
Minimum contact load	12V/10mA, 20mV/1mA gold plated		
Rated frequency of operation with / without load	6 / 600 min ⁻¹		



S0357-D

Contact ratings

For contact ratings see datasheet Miniature Relay PT

Coil data

Rated coil voltage range DC coil	6...220 VDC
AC coil	6...230 VAC
Operative range to IEC 61810 DC coil, AC-coil 50Hz	2
AC coil 60 Hz at 70°C, % of U _{rd}	90..110%

Coil versions, DC-coil

Coil code	Rated voltage VDC	Operate voltage VDC	Release voltage VDC	Coil resistance Ohm	Rated coil power mW
LED+PD*) LB2	12	9.0	1.2	192 ± 10%	750
LC4	24	18.0	2.4	777 ± 10%	741

*) Protection diode PD

Coil versions, AC-coil 50 / 60 Hz

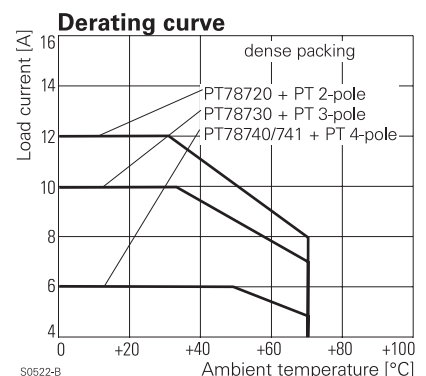
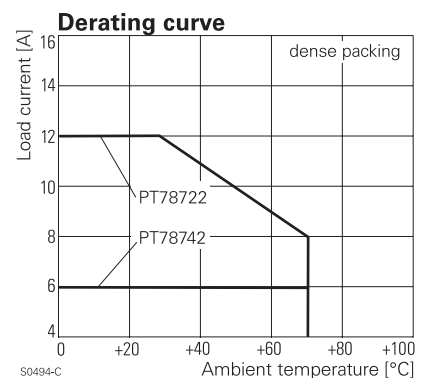
Coil code	Rated voltage VAC	Operate voltage 50 / 60 Hz VAC	Release voltage 50 / 60 Hz VAC	Coil resistance Ohm	Rated coil power 50 / 60 Hz VA
RC4	24	19.2 / 21.6	7.2	192 ± 10%	1.0 / 0.79
SB5	115	92.0 / 103.5	34.5	4845 ± 12%	1.0 / 0.86
TD0	230	184.0 / 207.0	69.0	19465 ± 15%	1.0 / 0.90

All figures are given for coil without preenergization, at ambient temperature +23°C
Other coil voltages on request

Relay Package PT (Continued)

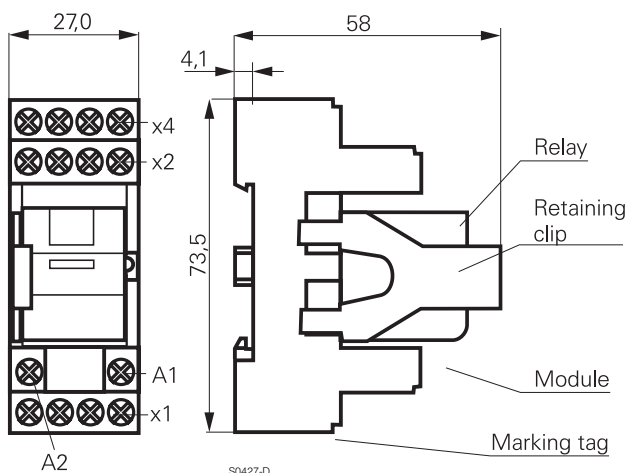
Insulation	PT2	PT3	PT5
Dielectric strength coil-contact circuit	2500 V _{rms}	2500 V _{rms}	2500 V _{rms}
open contact circuit	1200 V _{rms}	1200 V _{rms}	1200 V _{rms}
adjacent contact circuits	2500 V _{rms}	2500 V _{rms}	2000 V _{rms}
Clearance / creepage coil-contact circuit	≥ 4 / 4 mm	≥ 4 / 4 mm	≥ 4 / 4 mm
adjacent cont. circuits	≥ 3.5 / 9.5 mm	≥ 2.6 / 3.5 mm	≥ 1.8 / 3.5 mm
Material group of insulation parts	IIIa		
Insulation to IEC 60664-1			
Type of insulation coil-contact circuit	basic		
open contact circuit	micro disconnection		
adjacent contact circuits	basic		
Rated insulation voltage	250 V		
Pollution degree	2	2	2
Rated voltage system	230 / 400 V	240 V	240 V
Overtoltage category	III	III	III

Other data	PT2	PT3	PT5
Mechanical endurance DC coil		30x10 ⁶ cycles	
AC coil		20x10 ⁶ cycles	
Material	RoHS - Directive 2002/95/EC compliant as per product date code 0535		
Environment	Ambient temperature range -40...+70°C		
Processing			
Terminals	screw		
Terminal screw torque acc. IEC 61984 max.	0.5 Nm 0.7 Nm		
Wire cross section			
single wire	2 x 2.5 mm ²		
fine wire	2 x 2.5 mm ²		
with bootlace crimp (DIN 46228/1)	2 x 1.5 mm ²		
Insertion cycles	A (10)		
Max. Insertion Force total	100 N		
Mounting distance	≥ 0, dense packing of sockets		
Weight with PT78720/PT78730/PT78740	71 g	78 g	85 g
with PT78722/PT78742	74 g	-	90 g
Packaging unit	5 pcs		

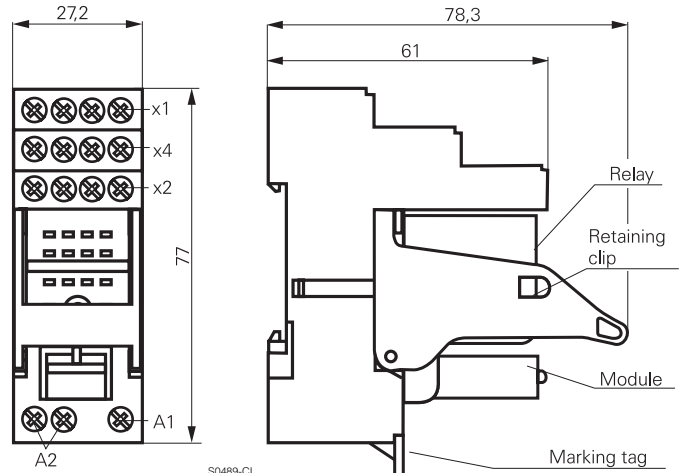


Dimensions

Package with PT 78 720 / PT 78 730 / PT 78 740



Package with PT 78 722 / PT 78 742



Relay Package PT (Continued)

Product key	Typical product key				PT	5L	8	LC4
Type	PT Relay Package PT							
Version	2S Relay set: PT 2-pole CO contacts (2 form C), red LED 3S Relay set: PT 3-pole CO contacts (3 form C), red LED 5S Relay set: PT 4-pole CO contacts (4 form C), red LED 2L Relay set: PT 2-pole CO contacts (2 form C), red LED, with logical arrangement of control / load terminals 5L Relay set: PT 4-pole CO contacts (4 form C), red LED, with logical arrangement of control / load terminals							
Contact material	7 AgNi 90/10, with test button 8 AgNi 90/10 gold plated, with test button							
Coil	LB2 12 VDC		LC4 24 VDC					
	RC4 24 VAC		SB5 115 VAC					
	TD0 230 VAC							

Other types on request

Product key	Socket	Retainer	Marking tag	Module	Relay	Coil	Part number
PT2S7LB2	PT78720	PT17016	PT17040	PTML0024	PT270012	12 VDC	7-1415074-1
PT2S7LC4					PT270024	24 VDC	8-1415074-1
PT2S7RC4				PTMV0524	PT270R24	24 VAC	5-1415074-1
PT2S7SB5				PTMV0615	PT270S15	115 VAC	2-1415366-1
PT2S7TD0				PTMV0730	PT270T30	230 VAC	6-1415074-1
PT3S7LB2	PT78730			PTML0024	PT370012	12 VDC	1-1415075-1
PT3S7LC4					PT370024	24 VDC	2-1415075-1
PT3S7RC4				PTMV0524	PT370R24	24 VAC	9-1415074-1
PT3S7SB5				PTMV0615	PT370S15	115 VAC	1-1415366-1
PT3S7TD0				PTMV0730	PT370T30	230 VAC	1415075-1
PT5S7LB2	PT78740			PTML0024	PT570012	12 VDC	9-1415075-1
PT5S7LC4					PT570024	24 VDC	1415076-1
PT5S7RC4				PTMV0524	PT570R24	24 VAC	7-1415075-1
PT5S7SB5				PTMV0615	PT570S15	115 VAC	1415366-1
PT5S7TD0				PTMV0730	PT570T30	230 VAC	8-1415075-1
PT5S8LB2				PTML0024	PT580012	12 VDC	5-1415075-1
PT5S8LC4					PT580024	24 VDC	6-1415075-1
PT5S8RC4				PTMV0524	PT580R24	24 VAC	3-1415075-1
PT5S8TD0				PTMV0730	PT580T30	230 VAC	4-1415075-1
PT2L7LB2	PT78722	PT17021		PTML0024	PT270012	12 VDC	8-1415534-7
PT2L7LC4					PT270024	24 VDC	8-1415534-9
PT2L7RC4				PTMV0524	PT270R24	24 VAC	9-1415534-0
PT2L7SB5				PTMV0615	PT270S15	115 VAC	9-1415534-2
PT2L7TD0				PTMV0730	PT270T30	230 VAC	9-1415534-4
PT5L7LB2	PT78742			PTML0024	PT570012	12 VDC	1415535-7
PT5L7LC4					PT570024	24 VDC	1415535-9
PT5L7RC4				PTMV0524	PT570R24	24 VAC	1-1415535-1
PT5L7SB5				PTMV0615	PT570S15	115 VAC	1-1415535-3
PT5L7TD0				PTMV0730	PT570T30	230 VAC	1-1415535-5
PT5L8LB2				PTML0024	PT580012	12 VDC	1-1415535-7
PT5L8LC4					PT580024	24 VDC	1-1415535-8
PT5L8RC4				PTMV0524	PT580R24	24 VAC	1-1415535-9
PT5L8TD0				PTMV0730	PT580T30	230 VAC	2-1415535-0