INFOPORT Series III Cable Connectors

8 and 15 Positions



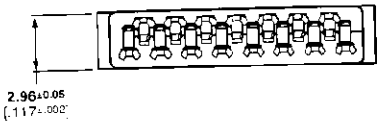

No. of Positions	Keying Options	Part Numbers
8 (Partially) loaded 15 Position) Position)	1	558880-1
	2	558880-2
	3	558880-3
	4	558880-4
	5	558880-5
15	1	558666-1
	2	558666-2
	3	558666-3
	4	558666-4
	5	558666-5

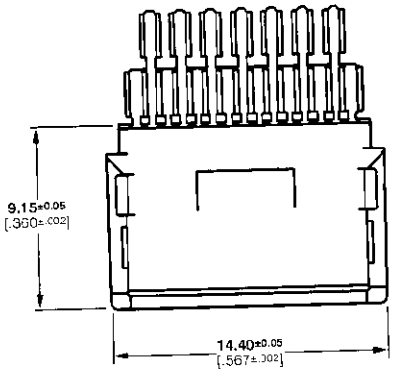

15 Positions

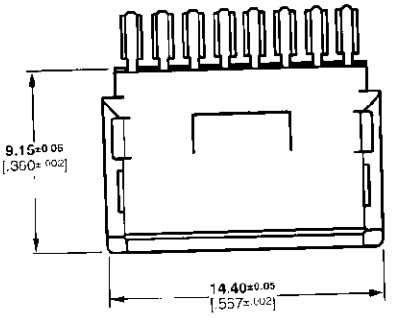

8 Positions (Partially Loaded)

Material and Finish:

Housing — Nylon molding compound, black

Contacts — Phosphor bronze, duplex plated 0.00025 [.000010] minimum gold over 0.00102 [.000040] minimum paladium nickel over 0.00005 [.000002] minimum gold in contact area, 0.00381 [.000150] minimum tin-lead on solder tines, with entire contact underplated 0.00127 [.000050] minimum nickel

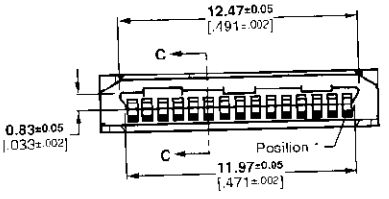

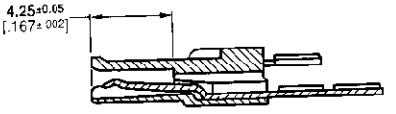

Section C-C

Related Product Data:

Mating Header, Shielded — pages 65 & 66

Cover Kits — page 72

Slip-On Boots — pages 69 & 70

Shield Kits — pages 68 & 71

Technical Documents (Page 80):

AMP Application Specification 114-6053

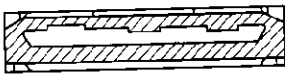

Keying Option 1

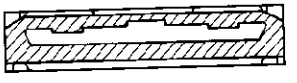

Keying Option 3

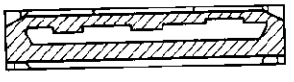

Keying Option 2

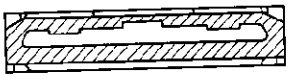

Keying Option 4

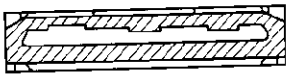

Keying Option 5

Dimensions are shown for reference purposes only. Customer Drawings are available upon request.

Dimensions are in millimeters and inches unless specified otherwise. Values in brackets are equivalent U.S. customary units. Chart dimensions are in millimeters over inches

For drawings, technical data or samples, contact your AMP sales engineer or call the AMP Product Information Center: 1-800-522-6752.

Specifications subject to change. Consult AMP for latest specifications.