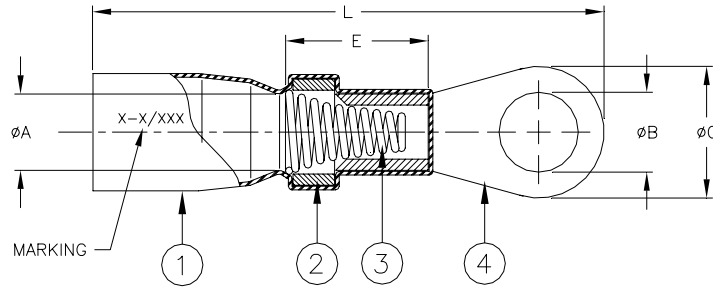


SPECIFICATION CONTROL DRAWING



Product Name	Marking*	Product Dimensions					Conductor Cross Section		Bundle	
		ØA	ØB Nom	ØC Nom	L±3.5 (L±0.140)	E Max.	Min. mm ² (CMA)	Max. mm ² (CMA)	ØD max	Current Rating
SGRT-2-03	2-3/6	3.9±0.3 (0.155±0.012)	3.8 (0.150)	7.3 (0.285)	37.0 (1.455)	12.8	1.2 (2400)	3.0 (6000)	5.0 (0.195)	15A
SGRT-2-04	2-4/8		4.3 (0.170)	8.0 (0.315)	37.0 (1.455)					
SGRT-2-05	2-5/10		5.5 (0.216)	10.0 (0.394)	39.0 (1.535)					
SGRT-2-06	2-6/14		6.5 (0.255)	11.0 (0.435)	40.5 (1.595)					
SGRT-2-08	2-8/516		8.4 (0.330)	14.0 (0.550)	45.0 (1.772)					
SGRT-3-06	3-6/14	5.6±0.5 (0.220±0.020)	6.5 (0.255)	11.0 (0.435)	47.2 (1.860)	14.0	2.5 (5000)	6.6 (132000)	6.5 (0.255)	33A
SGRT-3-08	3-8/516		8.4 (0.330)	14.0 (0.550)	51.7 (2.035)					
SGRT-4-06	4-6/14	8.2±0.5 (0.325±0.020)	6.5 (0.255)	11.0 (0.435)	47.4 (1.865)	16.0	6.0 (12000)	11.2 (22400)	9.0 (0.355)	56A
SGRT-4-08	4-8/516		8.4 (0.330)	14.0 (0.550)	50.9 (2.005)					

* Marking color: black. See marking code below.

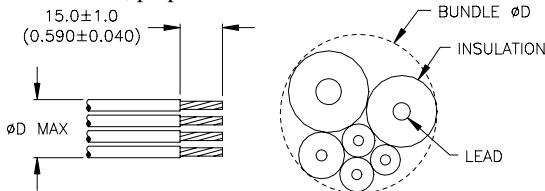
MATERIALS

- INSULATION SLEEVE: Heat-shrinkable, transparent blue, radiation cross-linked modified polyvinylidene fluoride.
- SOLDER PREFORM WITH FLUX:
 SOLDER: TYPE Sn60 per ANSI/J-STD-006.
 FLUX: TYPE ROM1 per ANSI/J-STD-004.
- OPEN CONICAL COIL: Tin-plated copper alloy.
- RING TERMINAL: Tin-plated copper alloy.

APPLICATION

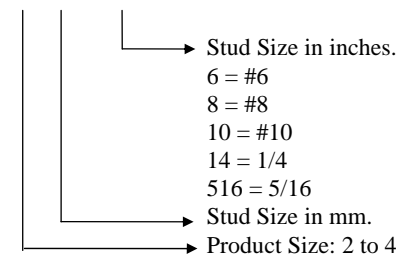
- These controlled soldering devices are designed to terminate tin-plated copper stranded wires having an insulation rated for 85°C minimum, to a ring terminal.
- Temperature range: -55°C to +150°C.
- Parts conform to the performance requirements of SAE-AS 7928 Specification.
- See RPIP-820-01 for installation procedure.

For best results, prepare the cable as shown:



Marking Code:

X - X / XXX



tyco Electronics		Tyco Electronics Corporation 300 Constitution Drive, Menlo Park, CA. 94025, U.S.A.		<i>Raychem</i>		TITLE: SOLDERGRIP RING TERMINAL	
Unless otherwise specified dimensions are in millimeters. [Inches dimensions are shown in brackets]						DOCUMENT NO.:	
						SGRT-X-XX	
TOLERANCES: 0.00 N/A 0.0 N/A 0 N/A		ANGLES: N/A ROUGHNESS IN MICRON		Tyco Electronics reserves the right to amend this drawing at any time. Users should evaluate the suitability of the product for their application.		REV.:	DATE:
DRAWN BY: P.TALLY		CAGE CODE: 06090	REPLACES: D040166	DCR NUMBER: D060372		SCALE: NTS	SHEET: 1 of 1
						13-Nov-06	