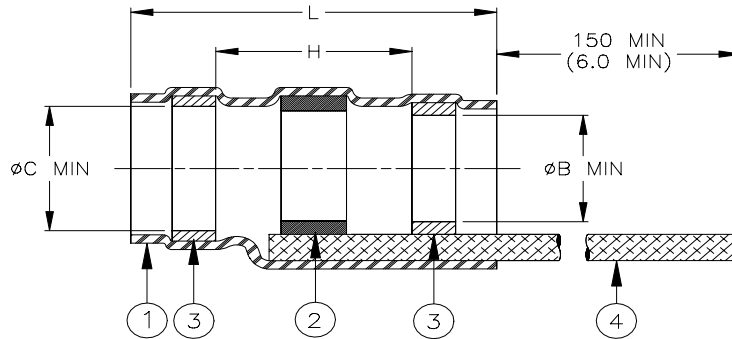


SPECIFICATION CONTROL DRAWING



Product Revision		Component Dimensions					Shall Accommodate Cable with Dimensions		
Product Name		Ident. Code	L±1.75 (L±0.070)	øB min	øC min	H min	øE max	øF min	øD max
S03-01-R	D	S0301R	16.50 (0.650)	1.90 (0.070)	2.65 (0.105)	8.25 (0.325)	2.65 (0.105)	0.90 (0.035)	1.90 (0.075)
S03-02-R	D	S0302R	16.50 (0.650)	2.65 (0.105)	3.68 (0.145)	8.25 (0.325)	3.68 (0.140)	1.40 (0.055)	2.65 (0.105)
S03-03-R	D	S0303R	16.50 (0.650)	4.30 (0.170)	5.08 (0.200)	8.25 (0.325)	5.08 (0.200)	2.15 (0.085)	4.30 (0.170)
S03-04-R	D	S0304R	19.10 (0.750)	5.95 (0.235)	6.45 (0.255)	8.25 (0.325)	6.45 (0.255)	3.30 (0.130)	5.95 (0.235)
S03-05-R	D	S0305R	19.10 (0.750)	7.00 (0.275)	7.60 (0.300)	8.25 (0.325)	7.60 (0.300)	4.30 (0.170)	7.00 (0.275)

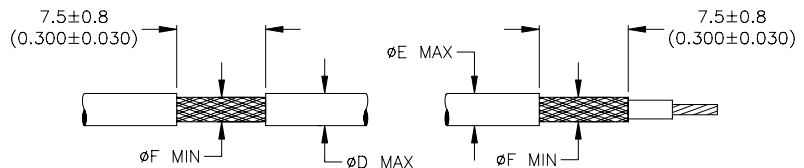
MATERIALS

- INSULATION SLEEVE: Heat-shrinkable, transparent blue, radiation cross-linked modified polyvinylidene fluoride.
- SOLDER PREFORM WITH FLUX AND THERMAL INDICATOR
 SOLDER: TYPE Sn63 per ANSI-J-STD-006.
 FLUX: TYPE ROL1 per ANSI-J-STD-004.
 THERMAL INDICATOR: Color change violet to colorless.
- MELTABLE RINGS: Stabilized thermoplastic. Color: blue.
- PRE-INSTALLED BRAID: Tin-plated copper strands. CMA 640.



APPLICATION

- These parts are designed to provide an environment protected shield termination on cables, rated for 125°C minimum, meeting the dimensional criteria listed and having tin or silver-plated shields and insulation compatible with the insert material.
For compatible insulations, see MIL-S-83519/2 or consult Tyco Electronics/Raychem.
- When installed per Tyco Electronics/Raychem process standard RCPS-100-70, assemblies will meet those requirements of Tyco Electronics/Raychem Specification RT-1404 and MIL-S-83519/2, which do not require electrical testing while parts are immersed in water.
- Temperature range: -55°C to +150°C.
- Parts shall be marked with identification code per table.

For best results, prepare the cable as shown:



SolderSleeve is a trademark of Tyco Electronics Corporation.

		Tyco Electronics Corporation 300 Constitution Drive, Menlo Park, CA. 94025, U.S.A.				TITLE: SOLDERSLEEVE DEVICES SHIELD TERMINATION WITH PRE-INSTALLED BRAID				
Unless otherwise specified dimensions are in millimeters. [Inches dimensions are shown in brackets]						DOCUMENT NO.: S03-01/-05-R				
TOLERANCES: 0.00 N/A 0.0 N/A 0 N/A		ANGLES: N/A ROUGHNESS IN MICRON		Tyco Electronics reserves the right to amend this drawing at any time. Users should evaluate the suitability of the product for their application.		PROD. REV.: SEE TABLE		DOC. ISSUE: 4	DATE: 22-Apr-03	
DRAWN BY: M. FORONDA		CAGE CODE: 06090		REPLACES: D982098		DCR NUMBER: D030251		SCALE: None	SIZE: A	SHEET: 1 of 1

If this document is printed it becomes uncontrolled. Check for the latest revision.

© 2004 Tyco Electronics Corporation. All rights reserved