AMP

OSM Straight Cable Plug Compression Crimp Attachment 1091625–1

CONNECTOR TYPE	CABLE TYPE	TOOLS REQ'D
OSM STRAIGHT CABLE PLUG COMPRESSION CRIMP ATTACHMENT	.141 DIA BELDEN SR	NO SPECIAL TOOLS REQUIRED

CONNECTOR

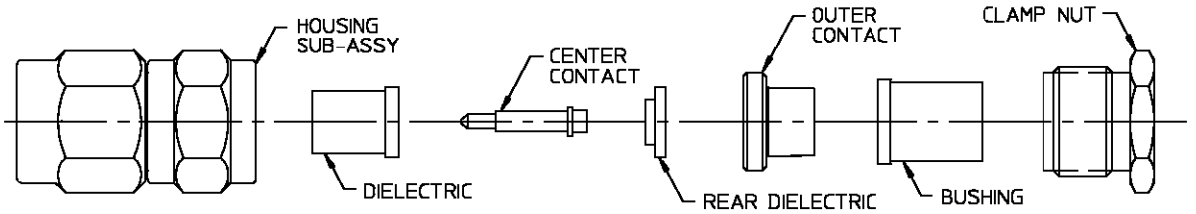

ASSEMBLY OPERATIONS

1.0 PREPARATION OF CABLE

1.1 TRIM CABLE TO DIMENSIONS SHOWN

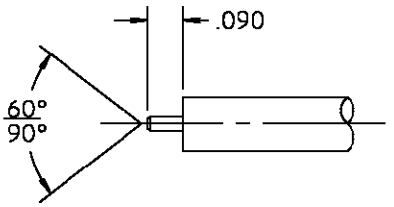

2.0 CABLE ASSEMBLY

2.1 INSERT DIELECTRIC, CENTER CONTACT, REAR DIELECTRIC, OUTER CONTACT AND BUSHING INTO HOUSING SUB-ASSY. INSERT BUT DO NOT TORQUE CLAMP NUT

2.2 INSERT PREPARED CABLE IN ORDER TO CENTER OUTER CONTACT.

2.3 TORQUE CLAMP NUT TO 15-20 IN-LBS.

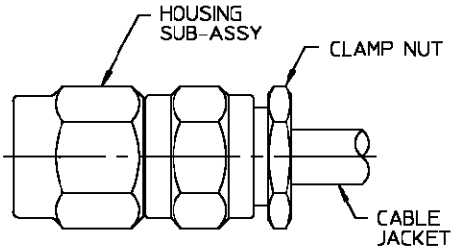

©2000 Tyco Electronics Corporation, Harrisburg, PA.
All International Rights Reserved.
*Trademark

This controlled document is subject to change.
For latest revision call the AMP FAX* number.
Dimensions are in inches.

TOOLING ASSISTANCE CENTER 1–800–722–1111
AMP FAX/PRODUCT INFO 1–800–522–6752