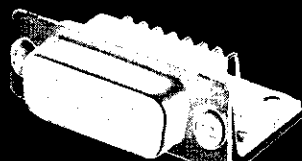



**HD-20 Full Metal-Shell Right-Angle Posted Connectors 545 Mount**

Post Size—.025 [0.64] Sq.


Plug



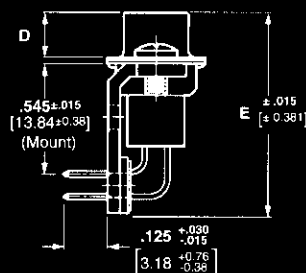
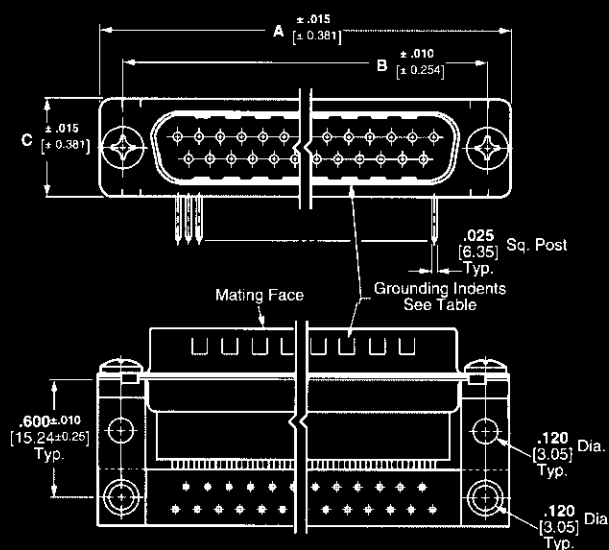
Without Grounding Indents



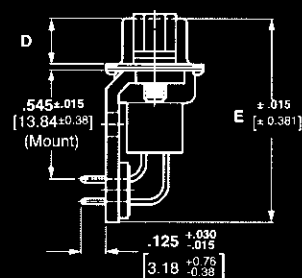
With Grounding Indents



With 4-40 Female Screwlocks



With Standard Mounting Screws



With 4-40 Female Screwlocks

**Material and Finish:**

**Shell**—Steel, tin plated

**Insert**—94V-0 rated thermoplastic, black

**Female Screwlock**—Steel, zinc plated

**Pin Contacts (Posted)**—Brass, duplex plated as follows:

**A**—.000030 [0.00076] gold on mating end, tin-lead on termination end, with entire contact nickel underplated

**B**—Gold flash on mating end, tin-lead on termination end, with entire contact nickel underplated

**Technical Documents:**

**Product Specification**—108-40025

**Application Specification**—114-40013

See customer drawings for printed circuit board layouts.

Shell Size	No. of Contact Pos.	Dimensions					Contact Finish (Plating Code)	Plug Part Numbers		
		A	B	C	D	E		Without Grounding Indents	With Grounding Indents	
								With Standard Mounting Screws*	With Standard Mounting Screws	With Female Screwlocks
1	9	1.213	.984	.494	.235	1.025	A	745351-2	745351-4	747197-4
		30.81	24.99	12.55	5.99	26.04				
2	15	1.541	1.312	.494	.235	1.025	A	—	745352-4	—
		39.14	33.33	12.55	5.99	26.04	B	745352-1	—	—
3	25	2.088	1.852	.494	.230	1.029	A	—	—	747022-2
		53.04	47.04	12.55	5.84	26.14				
4	37	2.729	2.500	.494	.230	1.029	A	—	745354-4	—
		69.32	63.50	12.55	5.84	26.14				
5	50	2.635	2.406	.605	.230	1.149	A	—	745355-4	747497-4
		66.93	61.11	15.37	5.84	29.19	B	—	—	747497-3

\*These plugs can be made available with female screwlocks, consult Tyco Electronics.

- Notes:**
1. All plugs are preloaded with size 20 DF posted pin contacts.
  2. Recommended pc board thickness is .093 [2.36] max.
  3. Male screw retainers are used as mating hardware for connectors with 4-40 female screwlocks.

.545 [13.84] Board Mount Footprint